

EMS

Element Management System

## OAM Guide for the Mediant 3000 with TP-8410

Version 6.6

Document #: LTRT- 32126





---

## Contents

---

<b>1</b>	<b>Introduction .....</b>	<b>15</b>
<b>2</b>	<b>Provisioning Parameters .....</b>	<b>17</b>
<b>2.1</b>	<b>Frame: Advanced Applications Provisioning .....</b>	<b>18</b>
2.1.1	Tab: Voice Mail .....	18
2.1.2	Tab: MLPP .....	21
2.1.3	Tab: Emergency .....	23
<b>2.2</b>	<b>Frame: Bandwidth Management .....</b>	<b>24</b>
2.2.1	Tab: Bandwidth Management .....	24
<b>2.3</b>	<b>Frame: CLI Terminals Provisioning .....</b>	<b>25</b>
2.3.1	Tab: CLI Terminals Provisioning .....	25
<b>2.4</b>	<b>Frame: Coder Group 1 Provisioning .....</b>	<b>28</b>
2.4.1	Tab: General Settings .....	28
<b>2.5</b>	<b>Frame: Coder Group 2 Provisioning .....</b>	<b>30</b>
2.5.1	Tab: General Settings .....	30
<b>2.6</b>	<b>Frame: Coder Group 3 Provisioning .....</b>	<b>32</b>
2.6.1	Tab: General Settings .....	32
<b>2.7</b>	<b>Frame: Coder Group 4 Provisioning .....</b>	<b>34</b>
2.7.1	Tab: General Settings .....	34
<b>2.8</b>	<b>Frame: Coder Group Provisioning .....</b>	<b>36</b>
2.8.1	Tab: General Settings .....	36
<b>2.9</b>	<b>Frame: Coders and Profiles Provisioning .....</b>	<b>38</b>
2.9.1	Tab: Coders Group .....	38
2.9.2	Tab: IP Profile .....	39
2.9.3	Tab: Telephony Profile .....	46
<b>2.10</b>	<b>Frame: Control Interface Provisioning .....</b>	<b>50</b>
2.10.1	Tab: Control Interface Settings .....	50
<b>2.11</b>	<b>Frame: Control Interfaces Parameters Provisioning .....</b>	<b>51</b>
2.11.1	Tab: Control Interfaces .....	51
<b>2.12</b>	<b>Frame: Controller Link Provisioning .....</b>	<b>53</b>
2.12.1	Tab: Controller Link Settings .....	53
<b>2.13</b>	<b>Frame: Control Network Provisioning .....</b>	<b>54</b>
2.13.1	Tab: Proxy Set .....	54
2.13.2	Tab: Proxy Server .....	55
2.13.3	Tab: Transport Info .....	59
2.13.4	Tab: CDR .....	60
2.13.5	Tab: NAT Translation .....	61
<b>2.14</b>	<b>Frame: Cost Group Provisioning .....</b>	<b>62</b>
2.14.1	Tab: Cost Group .....	62
<b>2.15</b>	<b>Frame: Digital Gateway Provisioning .....</b>	<b>63</b>
2.15.1	Tab: Digital Settings .....	63
2.15.2	Tab: ISDN Supplementary Services .....	70
<b>2.16</b>	<b>Frame: DNS Provisioning .....</b>	<b>71</b>
2.16.1	Tab: Internal DNS .....	71
2.16.2	Tab: Internal SRV .....	72

<b>2.17 Frame: DTMF and Supplementary Provisioning</b> .....	<b>74</b>
2.17.1 Tab: DTMF.....	74
2.17.2 Tab: Sup Services .....	76
2.17.3 Tab: Tones And Progress.....	79
<b>2.18 Frame: Global Settings</b> .....	<b>81</b>
2.18.1 Tab: General Settings.....	81
<b>2.19 Frame: IP Group Provisioning</b> .....	<b>82</b>
2.19.1 Tab: IP Group .....	82
<b>2.20 Frame: IP Interface Settings</b> .....	<b>85</b>
2.20.1 Tab: IP Interface Settings .....	85
<b>2.21 Frame: LDAP Provisioning</b> .....	<b>86</b>
2.21.1 Tab: LDAP Settings .....	86
<b>2.22 Frame: Manipulations Provisioning</b> .....	<b>89</b>
2.22.1 Tab: General Setting.....	89
2.22.2 Tab: Destination IP to Tel .....	93
2.22.3 Tab: Destination Tel to IP .....	95
2.22.4 Tab: Source IP to Tel.....	97
2.22.5 Tab: Source Tel to IP.....	99
2.22.6 Tab: Redirect Number Map IP to Tel.....	101
2.22.7 Tab: Redirect Number Map Tel to IP .....	104
2.22.8 Tab: Phone Context.....	106
2.22.9 Tab: SIP to ISDN Cause Mapping .....	107
2.22.10 Tab: ISDN to SIP Cause Mapping .....	107
<b>2.23 Frame: Media Provisioning</b> .....	<b>108</b>
2.23.1 Tab: General Settings.....	108
2.23.2 Tab: Voice Settings.....	109
2.23.3 Tab: Acoustic Echo Suppression.....	118
2.23.4 Tab: Caller ID Settings.....	120
2.23.5 Tab: Bypass Settings.....	121
2.23.6 Tab: FAX Settings.....	123
2.23.7 Tab: Modem Settings.....	126
2.23.8 Tab: In-Band-Signaling .....	128
2.23.9 Tab: RTP Settings .....	132
2.23.10 Tab: SRTP Settings.....	137
2.23.11 Tab: RTCP Settings.....	139
2.23.12 Tab: Misc. Settings .....	140
<b>2.24 Frame: Media Realm</b> .....	<b>141</b>
2.24.1 Tab: Media Realm .....	141
<b>2.25 Frame: Megaco Parameters Provisioning</b> .....	<b>142</b>
2.25.1 Tab: Megaco Settings.....	142
2.25.2 Tab: Naming Convention .....	145
2.25.3 Tab: Physical Endpoint Offsetting.....	147
2.25.4 Tab: RTP Endpoint Offsetting.....	148
2.25.5 Tab: Communication Info.....	148
2.25.6 Tab: Media Settings.....	152
2.25.7 Tab: Digit Settings .....	155
<b>2.26 Frame: MTP2 Profile</b> .....	<b>157</b>
2.26.1 Tab: MTP2 Profile.....	157
<b>2.27 Frame: Network Parameters Provisioning</b> .....	<b>159</b>
2.27.1 Tab: IP Interface Parameters.....	159

2.27.2	Tab: QoS Settings .....	160
2.27.3	Tab: Static Routes .....	162
2.27.4	Tab: SCTP .....	164
2.27.5	Tab: Ethernet Ports.....	166
2.27.6	Tab: General Settings.....	167
<b>2.28</b>	<b>Frame: NFAS Settings Provisioning .....</b>	<b>168</b>
2.28.1	Tab: NFAS Setting.....	168
<b>2.29</b>	<b>Frame: Quality of Experience .....</b>	<b>169</b>
2.29.1	Tab: Quality of Experience .....	169
<b>2.30</b>	<b>Frame: Routing Provisioning .....</b>	<b>170</b>
2.30.1	Tab: General Settings.....	170
2.30.2	Tab: Tel to IP Routing.....	172
2.30.3	Tab: IP to Trunk Group Routing.....	174
2.30.4	Tab: Alt Route Cause IP to Tel .....	175
2.30.5	Tab: Alt Route Cause Tel to IP .....	176
2.30.6	Tab: Forward On Busy Trunk .....	177
<b>2.31</b>	<b>Frame: SAS Provisioning.....</b>	<b>178</b>
2.31.1	Tab: Stand-Alone Survivability.....	178
<b>2.32</b>	<b>Frame: SBC Manipulations Provisioning .....</b>	<b>181</b>
2.32.1	Tab: Inbound.....	181
2.32.2	Tab: Outbound.....	183
2.32.3	Tab: Message .....	186
<b>2.33</b>	<b>Frame: SBC Provisioning .....</b>	<b>188</b>
2.33.1	Tab: General Settings.....	188
2.33.2	Tab: Admission Control .....	191
2.33.3	Tab: SBC Registration .....	192
2.33.4	Tab: SBC Message Policy .....	193
<b>2.34</b>	<b>Frame: SBC Routing Provisioning.....</b>	<b>195</b>
2.34.1	Tab: Classification Table .....	195
2.34.2	Tab: IP to IP Routing .....	196
2.34.3	Tab: Alternative Routing Reasons .....	198
2.34.4	Tab: Condition Table .....	199
<b>2.35</b>	<b>Frame: Security Provisioning.....</b>	<b>200</b>
2.35.1	Tab: IPsec Proposal.....	200
2.35.2	Tab: IPsec SA .....	201
2.35.3	Tab: Firewall Settings .....	203
<b>2.36</b>	<b>Frame: SIP Definition Provisioning.....</b>	<b>205</b>
2.36.1	Tab: General Settings.....	205
2.36.2	Tab: Advanced Settings 1.....	208
2.36.3	Tab: Advanced Settings 2.....	215
2.36.4	Tab: Account Table.....	224
2.36.5	Tab: Registration .....	225
2.36.6	Tab: Accounting Settings.....	226
2.36.7	Tab: Authentication.....	227
<b>2.37</b>	<b>Frame: SIP Interface Provisioning .....</b>	<b>229</b>
2.37.1	Tab: SIP Interface.....	229
<b>2.38</b>	<b>Frame: Snmp Provisioning .....</b>	<b>230</b>
2.38.1	Tab: SNMP Managers Table .....	230
2.38.2	Tab: SNMPv3 Users .....	231

<b>2.39 Frame: SRD Provisioning .....</b>	<b>234</b>
2.39.1 Tab: SRD .....	234
<b>2.40 Frame: SS7 Alias Point Code .....</b>	<b>235</b>
2.40.1 Tab: SS7 Alias Point Code .....	235
<b>2.41 Frame: SS7 Data Link.....</b>	<b>236</b>
2.41.1 Tab: Data Link General Info.....	236
2.41.2 Tab: Data Link TDM.....	237
2.41.3 Tab: Data Link UAL .....	238
2.41.4 Tab: Data Link Tunneling.....	239
<b>2.42 Frame: SS7 Link Set.....</b>	<b>240</b>
2.42.1 Tab: SS7 Linkset .....	240
<b>2.43 Frame: SS7 Linkset Link.....</b>	<b>241</b>
2.43.1 Tab: SS7 Linkset Link.....	241
<b>2.44 Frame: SS7 Linkset Timers.....</b>	<b>241</b>
2.44.1 Tab: SS7 Linkset Profiles .....	241
<b>2.45 Frame: SS7 Node.....</b>	<b>243</b>
2.45.1 Tab: SS7 Node .....	243
<b>2.46 Frame: SS7 Node Redundancy Common Parameters Frame.....</b>	<b>245</b>
2.46.1 Tab: SS7 Redundancy Common .....	245
<b>2.47 Frame: SS7 Node Timers .....</b>	<b>247</b>
2.47.1 Tab: SS7 Node Profiles .....	247
<b>2.48 Frame: SS7 Redundancy .....</b>	<b>250</b>
2.48.1 Tab: SS7 Node Redundancy .....	250
<b>2.49 Frame: SS7 Route Frame.....</b>	<b>250</b>
2.49.1 Tab: SS7 Route .....	250
<b>2.50 Frame: SS7 Routeset .....</b>	<b>251</b>
2.50.1 Tab: SS7 Route Set.....	251
<b>2.51 Frame: SS7 Routing Context.....</b>	<b>252</b>
2.51.1 Tab: SS7 Routing Context.....	252
<b>2.52 Frame: System Settings Provisioning .....</b>	<b>254</b>
2.52.1 Tab: Diagnostics .....	254
2.52.2 Tab: Application Settings .....	255
2.52.3 Tab: NFS Settings .....	260
2.52.4 Tab: Security Settings.....	261
2.52.5 Tab: License .....	264
2.52.6 Tab: Logging.....	264
<b>2.53 Frame: TDM And Timing Parameters Provisioning .....</b>	<b>266</b>
2.53.1 Tab: TDM.....	266
2.53.2 Tab: Digital PCM Settings.....	267
2.53.3 Tab: System Timing.....	268
<b>2.54 Frame: Time Band Provisioning.....</b>	<b>271</b>
2.54.1 Tab: Time Band .....	271
<b>2.55 Frame: Trunk Group.....</b>	<b>272</b>
2.55.1 Tab: Trunk Group .....	272
<b>2.56 Frame: Trunk Group Settings.....</b>	<b>273</b>
2.56.1 Tab: Trunk Group Settings .....	273

<b>2.57</b>	<b>Frame: Trunk Parameters Provisioning</b>	<b>275</b>
2.57.1	Tab: General Settings	275
2.57.2	Tab: ISDN Settings	278
2.57.3	Tab: Line Settings	281
2.57.4	Tab: CAS Settings	282
2.57.5	Tab: SIP Settings	283
<b>2.58</b>	<b>Frame: Trunk Parameters Provisioning</b>	<b>286</b>
2.58.1	Tab: General Settings	286
2.58.2	Tab: ISDN Settings	290
2.58.3	Tab: Line Settings	293
2.58.4	Tab: CAS Settings	295
2.58.5	Tab: SIP Settings	296
<b>2.59</b>	<b>Frame: UAL Group</b>	<b>299</b>
2.59.1	Tab: General Info	299
<b>2.60</b>	<b>Frame: UAL Interface</b>	<b>302</b>
2.60.1	Tab: UAL Interface	302
<b>2.61</b>	<b>Frame: Voice Quality Rules</b>	<b>303</b>
2.61.1	Tab: Voice Quality Rules	303
<b>2.62</b>	<b>Frame: Web Provisioning</b>	<b>305</b>
2.62.1	Tab: Access Settings	305
2.62.2	Tab: Access Addresses	307
<b>3</b>	<b>Performance Monitoring Parameters</b>	<b>309</b>
<b>3.1</b>	<b>Frame: DS3 Monitoring (History)</b>	<b>310</b>
3.1.1	Tab: DS3 Statistics	310
<b>3.2</b>	<b>Frame: DS3 Monitoring (Real-Time)</b>	<b>311</b>
3.2.1	Tab: DS3 Statistics	311
<b>3.3</b>	<b>Frame: Fiber Group Monitoring (Real-Time)</b>	<b>312</b>
3.3.1	Tab: Fiber Group Statistics	312
<b>3.4</b>	<b>Frame: Gateway System Monitoring (Configuration)</b>	<b>313</b>
3.4.1	Tab: System IP	313
3.4.2	Tab: VoP Call Statistics	314
3.4.3	Tab: Common Control	316
3.4.4	Tab: MEGACO Control	317
3.4.5	Tab: MGCP Control	319
3.4.6	Tab: SIP IP to Tel	321
3.4.7	Tab: SIP Tel to IP	322
3.4.8	Tab: Trunk Statistics	323
3.4.9	Tab: SS7 Linkset	324
3.4.10	Tab: SS7 Link	324
3.4.11	Tab: SRD Statistics	325
3.4.12	Tab: IP Group Statistics	325
3.4.13	Tab: Trunk Group Statistics	325
<b>3.5</b>	<b>Frame: Gateway System Monitoring (History)</b>	<b>326</b>
3.5.1	Tab: System IP	326
3.5.2	Tab: VoP Call Statistics	326
3.5.3	Tab: Common Control	329
3.5.4	Tab: MEGACO Control	329
3.5.5	Tab: MGCP Control	332
3.5.6	Tab: SIP IP to Tel	334

3.5.7	Tab: SIP Tel to IP .....	335
<b>3.6</b>	<b>Frame: Gateway System Monitoring (Real-Time) .....</b>	<b>336</b>
3.6.1	Tab: System IP .....	336
3.6.2	Tab: VoP Call Statistics .....	337
3.6.3	Tab: Common Control .....	338
3.6.4	Tab: MEGACO Control .....	339
3.6.5	Tab: MGCP Control .....	341
3.6.6	Tab: SIP IP to Tel .....	343
3.6.7	Tab: SIP Tel to IP .....	344
<b>3.7</b>	<b>Frame: IP Group Monitoring (History) .....</b>	<b>345</b>
3.7.1	Tab: IP Group Statistics .....	345
<b>3.8</b>	<b>Frame: IP Group Monitoring (Real-Time).....</b>	<b>346</b>
3.8.1	Tab: IP Group Statistics.....	346
<b>3.9</b>	<b>Frame: SRD Monitoring (History).....</b>	<b>346</b>
3.9.1	Tab: SRD Statistics.....	346
<b>3.10</b>	<b>Frame: SRD Monitoring (Real-Time).....</b>	<b>347</b>
3.10.1	Tab: SRD Statistics.....	347
<b>3.11</b>	<b>Frame: SS7 Link Monitoring (History) .....</b>	<b>347</b>
3.11.1	Tab: SS7 Link Statistics.....	347
<b>3.12</b>	<b>Frame: SS7 Link Monitoring (Real-Time).....</b>	<b>348</b>
3.12.1	Tab: SS7 Link Statistics.....	348
<b>3.13</b>	<b>Frame: SS7 Linkset Monitoring (History) .....</b>	<b>348</b>
3.13.1	Tab: SS7 Linkset Statistics .....	348
<b>3.14</b>	<b>Frame: SS7 Node Monitoring (Real-Time).....</b>	<b>349</b>
3.14.1	Tab: SS7 Node Statistics.....	349
<b>3.15</b>	<b>Frame: System Monitoring SIP (Configuration).....</b>	<b>349</b>
3.15.1	Tab: System IP .....	349
3.15.2	Tab: VoP Call Statistics .....	350
3.15.3	Tab: Common Control .....	352
3.15.4	Tab: SIP IP to Tel .....	352
3.15.5	Tab: SIP Tel to IP .....	354
3.15.6	Tab: SS7 Linkset .....	355
3.15.7	Tab: SS7 Link .....	355
3.15.8	Tab: SRD Statistics.....	356
3.15.9	Tab: IP Group Statistics.....	356
3.15.10	Tab: Trunk Group Statistics .....	356
<b>3.16</b>	<b>Frame: Trunk Group Monitoring (History).....</b>	<b>357</b>
3.16.1	Tab: Trunk Group Statistics .....	357
<b>3.17</b>	<b>Frame: Trunk Group Monitoring (Real-Time).....</b>	<b>357</b>
3.17.1	Tab: Trunk Group Statistics .....	357
<b>3.18</b>	<b>Frame: Trunk Monitoring (History) .....</b>	<b>358</b>
3.18.1	Tab: Trunk Performance.....	358
<b>3.19</b>	<b>Frame: Trunk Monitoring (Real-Time).....</b>	<b>359</b>
3.19.1	Tab: Trunk Performance.....	359
<b>4</b>	<b>Alarms .....</b>	<b>361</b>
<b>4.1</b>	<b>Standard Traps .....</b>	<b>362</b>
4.1.1	Cold Start.....	362



4.1.2	Link Down .....	363
4.1.3	Link Up.....	363
4.1.4	Entity Configuration Change.....	364
4.1.5	Authentication Failure .....	364
4.1.6	DS1 Line Status.....	365
4.1.7	DS3 Line Status.....	366
<b>4.2</b>	<b>EMS Alarms.....</b>	<b>367</b>
4.2.1	EMS Trap Receiver Binding Error .....	367
4.2.2	GW Connection Alarm .....	368
4.2.3	GW Mismatch Alarm.....	369
4.2.4	EMS Server Started.....	370
4.2.5	Disk Space Alarm .....	371
4.2.6	Software Replaced .....	371
4.2.7	Hardware Replaced .....	372
4.2.8	HTTP/HTTPS Access Disabled .....	372
4.2.9	PM File Generated.....	373
4.2.10	PM Polling Error.....	374
4.2.11	Cold Start Missed .....	375
4.2.12	Security Alarm .....	375
4.2.13	Security Event.....	376
4.2.14	Topology Update Event .....	376
4.2.15	Topology File Event.....	378
4.2.16	Synchronizing Alarms Event.....	378
4.2.17	Synchronizing Active Alarms Event .....	379
4.2.18	License Key Alarm.....	379
4.2.19	SEM Failed Calls Alarm.....	380
4.2.20	SEM Voice Quality Alarm .....	380
4.2.21	SEM Average Call Duration Alarm .....	381
<b>4.3</b>	<b>Device Alarms.....</b>	<b>382</b>
4.3.1	Board Fatal Error .....	382
4.3.2	Configuration Error .....	382
4.3.3	Temperature Alarm.....	383
4.3.4	Initialization Ended.....	383
4.3.5	Board Resetting Following Software Reset .....	384
4.3.6	Feature Key Related Error .....	384
4.3.7	Gateway Administrative State Changed.....	385
4.3.8	No Free Channels Available .....	386
4.3.9	Gatekeeper/Proxy not Found or Registration Failed .....	386
4.3.10	Ethernet Link Down Alarm .....	387
4.3.11	System Component Overloaded.....	388
4.3.12	Active Alarms Table Overflow.....	388
4.3.13	Operational State Change .....	389
4.3.14	Keep Alive Trap .....	389
4.3.15	NAT Traversal Alarm .....	390
4.3.16	SS7 Link State Change Alarm .....	390
4.3.17	SS7 Link Inhibit State Change Alarm .....	392
4.3.18	SS7 Link Congestion State Change Alarm.....	393
4.3.19	SS7 Linkset State Change Alarm .....	394
4.3.20	SS7 Routeset State Change Alarm .....	394
4.3.21	SS7 Node State Change Alarm .....	395
4.3.22	Threshold of Performance Monitored Object Exceeded .....	395
4.3.23	HTTP Download Result .....	396
4.3.24	Fan Tray Alarm.....	396

4.3.25	Power Supply Alarm .....	397
4.3.26	PEM Module Alarm.....	397
4.3.27	SA Module Missing Alarm.....	398
4.3.28	HA System Fault Alarm .....	398
4.3.29	HA System Configuration Mismatch Alarm.....	399
4.3.30	HA System Switch Over Alarm .....	399
4.3.31	User Input Alarm.....	400
4.3.32	D-Channel Status .....	400
4.3.33	SONET Section LOF Alarm .....	401
4.3.34	SONET Section LOS Alarm.....	401
4.3.35	SONET Line AIS Alarm .....	402
4.3.36	SONET Line RDI Alarm .....	402
4.3.37	SONET/SDN IF Failure Alarm .....	403
4.3.38	H.248 Lost Connection with CA.....	403
4.3.39	Hitless Update Event .....	404
4.3.40	Trunk LOS Alarm .....	405
4.3.41	Trunk LOF Alarm .....	405
4.3.42	Trunk AIS Alarm .....	406
4.3.43	Trunk RAI Alarm .....	406
4.3.44	TM Inconsistency.....	407
4.3.45	TM Reference Status.....	408
4.3.46	TM Reference Change .....	409
4.3.47	V5.2 Interface Alarm .....	410
4.3.48	IPv6.....	411
4.3.49	Software Upgrade Alarm .....	411
4.3.50	NTP Server Status Alarm .....	412
4.3.51	SAS Emergency Mode Alarm .....	412
4.3.52	SS7 Alias PC State Change Alarm.....	413
4.3.53	SS7 UAL Group State Change Alarm.....	414
4.3.54	[Event] SSH Connection Status.....	414
4.3.55	LDAP Lost Connection .....	415
4.3.56	OCSP Server Status Alarm .....	415
4.3.57	Media Process Overload Alarm .....	416
4.3.58	NFAS Group Alarm.....	416
4.3.59	B Channel Alarm.....	417
4.3.60	Certificate Expiry Notification.....	418
4.3.61	Web User Access Disabled .....	418
4.3.62	Proxy Connection Lost.....	419

## Notice

This document describes the Provisioning parameters, Performance Monitoring parameters and alarms for the Mediant 3000 TP-8410 product.

Information contained in this document is believed to be accurate and reliable at the time of printing. However, due to ongoing product improvements and revisions, AudioCodes cannot guarantee accuracy of printed material after the Date Published nor can it accept responsibility for errors or omissions. Updates to this document and other documents can be viewed by registered customers at <http://www.audiocodes.com/downloads>.

© 2012 AudioCodes Inc. All rights reserved

This document is subject to change without notice.

Date Published: December-31-2012



**Note:** The Element Management System supports the following products:

1. Mediant 8000 Media Gateway and E-SBC
2. Mediant 5000 Media Gateway and E-SBC
3. Mediant 4000 E-SBC
4. Mediant 3000 Media Gateway and E-SBC
5. Mediant 2000 Media Gateway
6. Mediant 1000 Media Gateway
7. Mediant 1000 MSBG
8. Mediant 1000 E-SBC
9. Mediant 800 MSBG
10. Mediant 800 E-SBC
11. Mediant 600 Media Gateway
12. MediaPack Media Gateways MP-112 (FXS), MP-114 (FXS and FXO), MP-118 (FXS and FXO), MP-124 (FXS) collectively referred to as MediaPack.

## Trademarks

AudioCodes, AC, AudioCoded, Ardito, CTI2, CTI<sup>2</sup>, CTI Squared, HD VoIP, HD VoIP Sounds Better, InTouch, Mediant, MediaPack, NetCoder, Netrake, Nuera, Open Solutions Network, OSN, Stretto, TrunkPack, VMAS, VoicePacketizer, VoIPerfect, VoIPerfectHD, What's Inside Matters, Your Gateway To VoIP and 3GX are trademarks or registered trademarks of AudioCodes Limited. All other products or trademarks are property of their respective owners.

## WEEE EU Directive

Pursuant to the WEEE EU Directive, electronic and electrical waste must not be disposed of with unsorted waste. Please contact your local recycling authority for disposal of this product.

## Customer Support

Customer technical support and service are generally provided by AudioCodes' Distributors, Partners, and Resellers from whom the product was purchased. For technical support for products purchased directly from AudioCodes, or for customers subscribed to AudioCodes Customer Technical Support (ACTS), contact [support@audiocodes.com](mailto:support@audiocodes.com).

## Abbreviations and Terminology

Term	Description
Trunking Gateway	Refers to the Mediant 5000 Media Gateway and Mediant 8000 Media Gateway.
MG	Refers to the Media Gateway.
MediaPack	MediaPack Media Gateways MP-112 (FXS), MP-114 (FXS and FXO), MP-118 (FXS and FXO), MP-124 (FXS) collectively referred to as MediaPack.
CPE (Customer Premises Equipment)	CPE refers to the following: <ul style="list-style-type: none"> <li>• Mediant 4000 E-SBC</li> <li>• Mediant 3000 Media Gateways</li> <li>• Mediant 2000 Media Gateways</li> <li>• Mediant 1000, Mediant 1000 E-SBC and Mediant 1000 MSBG</li> <li>• Mediant 800 E-SBC and Mediant 800 MSBG</li> <li>• Mediant 600</li> <li>• MediaPack 11x Media Gateway</li> </ul>
'Frame' and 'Screen'	Sometimes used interchangeably

## Related Documentation

Manual Name
Mediant 600 and 1000 SIP User's Manual
Mediant 800 Gateway and E-SBC User's Manual
Mediant 800 MSBG SIP User's Manual
Mediant 1000 Gateway and E-SBC User's Manual
Mediant 1000 MSBG SIP User's Manual
Mediant 2000 User's Manual
Mediant 3000 User's Manual
Mediant 4000 E-SBC User's Manual
MediaPack User's Manual
Element Management System (EMS) Server Installation, Operation and Maintenance Manual
Element Management System (EMS) Product Description
Element Management System (EMS) OAMP Integration Guide
Element Management System (EMS) User's Manual
Element Management System (EMS) Online Help
Mediant 5000 / 8000 Media Gateway Installation, Operation and Maintenance Manual
Mediant 5000 / 8000 Media Gateway Release Notes
Mediant 5000 / 8000 Media Gateway Programmer's User Manual
Mediant 5000 8000 CLI Reference Guide
Mediant 5000 and Mediant 8000 Alarm and Performance Monitoring Guide
Mediant 4000 E-SBC OAM Guide
Mediant 3000 TP-8410 OAM Guide
Mediant 3000 TP-6310 OAM Guide
Mediant 2000 OAM Guide
Mediant 1000 E-SBC OAM Guide
Mediant 1000 MSBG OAM Guide
Mediant 800 E-SBC OAM Guide
Mediant 800 MSBG OAM Guide
Mediant 600 OAM Guide

## Reader's Notes

# 1 Introduction

This guide incorporates Provisioning Parameters, Performance Monitoring Parameters and Alarms for the Mediant 3000 TP-8410 product.


## Reader's Notes





## 2 Provisioning Parameters

The following tables can be used as a reference for the screens, tabs and parameters displayed in the EMS GUI.

Note that with regard to the column 'Type' in the tables in this section, the first line indicates whether the parameter is an integer, string or enumerator. The lines below it indicate the range / possible values that can be configured for the parameter.

Note that all parameters that are of provisioning type Offline (in column 'Provisioning Type') are graphically indicated in the EMS GUI screens by the icon .

The frames described in this section appear in *alphabetical* order.

<b>Online</b>	To configure an 'Online' mode parameter (indicated in the EMS by the icon  adjacent to the parameter), you need to lock <i>only the entity containing the parameter</i> . <i>You do not need to lock the board/media gateway</i> containing the entity. The mode is called ' <b>Online</b> ' because the parameter can be configured without resetting any board in the media gateway.
<b>Offline</b>	To configure an 'Offline' mode parameter (indicated in the EMS by the icon  adjacent to the parameter), you need to lock the board/media gateway containing the entity as well as the entity in order to configure the entity's parameter. The mode is called 'Offline' because all calls active on the board/media gateway containing the entity's parameter are dropped when you lock the board/media gateway and entity in order to configure the parameter.
<b>Instant</b>	An 'Instant' mode parameter can be configured on the fly; the configuration takes effect immediately. No icon is displayed adjacent to the parameter in the EMS GUI. No locking or unlocking of the entity or of the board/media gateway is required to perform the configuration.
<b>Offline_create</b>	'Offline_create' will sometimes appear as 'Online' and at other times as 'Offline', depending on the user's specific configuration.
<b>Instant_apply</b>	From the EMS user's point of view, 'Instant_apply' is identical to 'Instant'.

## 2.1 Frame: Advanced Applications Provisioning

### 2.1.1 Tab: Voice Mail

**Frame: Advanced Applications Provisioning, Tab: Voice Mail**

Parameter Name	Type	Provisioning Type	Default Value	Description
Line Transfer Mode	Enum: ip(0), pbxblindtransfer(1), pbxsemisupervised(2), pbxsupervisedtransfer(3)	Instant	0	LineTransferMode: 0-ip 1-pbx blind transfer 2-pbx semi supv transfer 3-supervised transfer (also known as warm transfer). (in TP, feature key and parameter EnableIPMDetectors needed) Mib name: voiceMailLineTransferMode INI Name: LINETRANSFERMODE Profile name: Digital SIP Advance Profile
Voice Mail Interface	Enum: none(0), dtmf(1), smdi(2), qsig(3), isdnsetup(4), etsi(8)	Instant	0	Selects the method of communication between PBX and the Gateway, that is used instead of legacy voicemail Mib name: voiceMailInterface INI Name: VOICEMAILINTERFACE Profile name: Digital SIP Advance Profile
Digit Patterns				
Digit Pattern Forward No Reason	String Up to 119 chars.	Instant		Digit pattern used to indicate Call Forward with no reason (PBX to VoiceMail) Mib name: vmDigitPatternNoReason INI Name: DIGITPATTERNFORWARDNOREASON Profile name: Digital SIP Advance Profile
Digit Pattern Forward On Busy	String Up to 119 chars.	Instant		Digit pattern used to indicate Call Forward on busy (PBX to VoiceMail) Mib name: vmDigitPatternOnBusy INI Name: DIGITPATTERNFORWARDONBUSY Profile name: Digital SIP Advance Profile
Digit Pattern Forward On No Answer	String Up to 119 chars.	Instant		Digit pattern used to indicate Call Forward on no answer (PBX to VoiceMail) Mib name: vmDigitPatternOnNoAnswer INI Name: DIGITPATTERNFORWARDONNOANSWER Profile name: Digital SIP Advance Profile
Digit Pattern Forward On DND	String Up to 119 chars.	Instant		Digit pattern used to indicate Call Forward on Do Not Disturb (PBX to VoiceMail) Mib name: vmDigitPatternOnDND INI Name: DIGITPATTERNFORWARDONDND Profile name: Digital SIP Advance Profile

Parameter Name	Type	Provisioning Type	Default Value	Description
Digit Pattern Internal Call	String Up to 119 chars.	Instant		Digit pattern used to indicate internal call (PBX to VoiceMail) Mib name: vmDigitPatternInternalCall INI Name: DIGITPATTERNINTERNALCALL Profile name: Digital SIP Advance Profile
Digit Pattern External Call	String Up to 119 chars.	Instant		Digit pattern used to indicate external call (PBX to VoiceMail) Mib name: vmDigitPatternExternalCall INI Name: DIGITPATTERNEXTERNALCALL Profile name: Digital SIP Advance Profile
Tel Disconnect Code	String Up to 24 chars.	Instant		Disconnect call if digit string is received from the TEL side during session Mib name: vmDigitPatternDisconnectCode INI Name: TELDISCONNECTCODE Profile name: Digital SIP Advance Profile
VM Digit Pattern On Busy External	String Up to 119 chars.	Instant		Digit pattern used to indicate Call Forward on busy (PBX to VoiceMail) Mib name: vmDigitPatternVmDigitPatternOnBusyExternal INI Name: DIGITPATTERNFORWARDONBUSYEXT Profile name: Digital SIP Advance Profile
VM Digit Pattern On No Answer External	String Up to 119 chars.	Instant		Digit pattern used to indicate Call Forward on no answer (PBX to VoiceMail) Mib name: vmDigitPatternVmDigitPatternOnNoAnswerExternal INI Name: DIGITPATTERNFORWARDONNOANSWEREXT Profile name: Digital SIP Advance Profile
VM Digit Pattern On DND External	String Up to 119 chars.	Instant		Digit pattern used to indicate Call Forward on Do Not Disturb (PBX to VoiceMail) Mib name: vmDigitPatternVmDigitPatternOnDNDEternal INI Name: DIGITPATTERNFORWARDONDNDNEXT Profile name: Digital SIP Advance Profile
VM Digit Pattern No Reason External	String Up to 119 chars.	Instant		Digit pattern used to indicate Call Forward with no reason (PBX to VoiceMail) Mib name: vmDigitPatternVmDigitPatternNoReasonExternal INI Name: DIGITPATTERNFORWARDNOREASONEXT Profile name: Digital SIP Advance Profile

Parameter Name	Type	Provisioning Type	Default Value	Description
Digit To Ignore	String Up to 50 chars.	Instant		A digit (0-9,A-D,* or #) that if received as Src (S) or Redirect (R), the digit is ignored and not added to that number. Used in DTMF VoiceMail. Mib name: vmDigitPatternDigitToIgnore INI Name: DIGITPATTERNDIGITTOIGNORE Profile name: Digital SIP Advance Profile
MWI				
MWI On Code	String Up to 25 chars.	Instant		Digit pattern used to notify PBX about messages waiting for extension (added as prefix) Mib name: vmMWIOnCode INI Name: MWIONCODE Profile name: Digital SIP Advance Profile
MWI Off Code	String Up to 25 chars.	Instant		Digit pattern used to notify PBX about no messages waiting for extension (added as prefix) Mib name: vmMWIOffCode INI Name: MWIOFFCODE Profile name: Digital SIP Advance Profile
MWI Suffix Code	String Up to 25 chars.	Instant		MWI suffix code used to notify PBX about messages waiting for extension (added as suffix to the extension number) Mib name: vmMWISuffixCode INI Name: MWISUFFIXCODE Profile name: Digital SIP Advance Profile
MWI Source Number	String Up to 50 chars.	Instant		The phone number sent as source number toward PSTN for MWI setup Mib name: vmMWISourceNumber INI Name: MWISOURCENUMBER Profile name: Digital SIP Advance Profile
SMDI				
Enable SMDI	Enum: Disable(0), Enable(1)	Offline	0	Enables the Simplified Message Desk Interface (SMDI). SMDI defines a method whereby telephony systems can provide voice-messaging systems with data required by those telephony systems to process incoming calls intelligently. Whenever the phone system routes a call, it sends an SMDI message through an EIA/TIA-232 connection to the voice-messaging system that tells it the line that it is using, the type of call that it is forwarding, and information about the source and destination of the call. 0 = Normal Serial 1 = Serial SMDI Mib name: vmSMDIEnable INI Name: SMDI Profile name: Digital SIP Advance Profile

Parameter Name	Type	Provisioning Type	Default Value	Description
SMDI Timeout	Integer 0-120000	Instant	2000	Time out for: 1. From SMDI Info until SETUP 2. From SETUP until SMDI event Mib name: vmSMDITimeOut INI Name: SMDITIMEOUT Profile name: Digital SIP Advance Profile

## 2.1.2 Tab: MLPP

### Frame: Advanced Applications Provisioning, Tab: MLPP

Parameter Name	Type	Provisioning Type	Default Value	Description
Call Priority Mode	Enum: Disable(0), MLPP(1), Emergency(2)	Instant	0	Priority mode: 0-disable 1-MLPP 2-emergency Mib name: mlppCallPriorityMode INI Name: CALLPRIORITYMODE Profile name: Digital SIP Advance Profile
Default Name Space	Enum: DSN(1), DOD(2), DRSN(3), UC(5)	Instant	1	MLPP Default Namespace Mib name: mlppDefaultNamespace INI Name: MLPPDEFAULTNAMESPACE Profile name: Digital SIP Advance Profile
Default Call Priority	String Up to 29 chars.	Instant		SIP Default Call Priority Mib name: mlppDefaultCallPriority INI Name: SIPDEFAULTCALLPRIORITY Profile name: Digital SIP Advance Profile
Diff Serv	Integer 0-63	Instant	50	DiffServ value for MLPP calls Mib name: mlppDiffServ INI Name: MLPPDIFFSERV Profile name: Digital SIP Advance Profile
Preemption Tone Duration	Integer 0-60	Instant	3	Preemption Tone Duration, 0-60 seconds. Mib name: mlppPreemptionToneDuration INI Name: PREEMPTIONTONEDURATION Profile name: Digital SIP Advance Profile
Default Service Domain	String Up to 6 chars.	Instant	000000	MLPP Default Service Domain String (6 Hex Digits) Mib name: mlppDefaultServiceDomain INI Name: MLPPDEFAULTSERVICEDOMAIN Profile name: Digital SIP Advance Profile
Normalized Service Domain	String Up to 6 chars.	Instant	000000	MLPP Normalized Service Domain String (6 Hex Digits) Mib name: mlppNormalizedServiceDomain INI Name: MLPPNORMALIZEDSERVICEDOMAIN Profile name: Digital SIP Advance Profile

Parameter Name	Type	Provisioning Type	Default Value	Description
RTP DSCP for MLPP Routine	Integer -1-63	Instant	-1	Defines the RTP DSCP for MLPP Routine call Mib name: mlppRoutineRTPDSCP INI Name: MLPPROUTINERTPDSCP Profile name: Digital SIP Advance Profile
RTP DSCP for MLPP Priority	Integer -1-63	Instant	-1	Defines the RTP DSCP for MLPP Priority call Mib name: mlppPriorityRTPDSCP INI Name: MLPPPRIORITYRTPDSCP Profile name: Digital SIP Advance Profile
RTP DSCP for MLPP Immediate	Integer -1-63	Instant	-1	Defines the RTP DSCP for MLPP Immediate call Mib name: mlppImmediateRTPDSCP INI Name: MLPPIMMEDIATERTPDSCP Profile name: Digital SIP Advance Profile
RTP DSCP for MLPP Flash	Integer -1-63	Instant	-1	Defines the RTP DSCP for MLPP Flash call Mib name: mlppFlashRTPDSCP INI Name: MLPPFLASHRTPDSCP Profile name: Digital SIP Advance Profile
RTP DSCP for MLPP Flash Override	Integer -1-63	Instant	-1	Defines the RTP DSCP for MLPP Flash-Override call Mib name: mlppFlashOverRTPDSCP INI Name: MLPPFLASHOVERRTPDSCP Profile name: Digital SIP Advance Profile
RTP DSCP for MLPP Flash-Override-Override	Integer -1-63	Instant	-1	Defines the RTP DSCP for MLPP Flash-Override-Override call Mib name: mlppFlashOverOverRTPDSCP INI Name: MLPPFLASHOVEROVERRTPDSCP Profile name: Digital SIP Advance Profile
E911 MLPP Behavior	Enum: standardMode(0), routineMode(1)	Instant	0	Defines the MLPP E911 Preemption mode: (0)-Standard Mode (ets calls will have the highest priority and can preempt any mlpp call), (1)-Treat as routine mode (ets calls are treated as routine calls) Mib name: mlppE911Behavior INI Name: E911MLPPBEHAVIOR Profile name: Digital SIP Advance Profile

### 2.1.3 Tab: Emergency

Frame: Advanced Applications Provisioning, Tab: Emergency

Parameter Name	Type	Provisioning Type	Default Value	Description
Index	Integer 0-3	NA	0	Emergency numbers, starting at 0. Mib name: acEmergencyNumbersIndex Profile name: Not Profiled
Emergency Regret Timeout	Integer 1-30	Instant	10	[min] Regret time for call that is marked as Emergency Mib name: acEmergencyRegretTimeout INI Name: EMERGENCYREGRETTIMEOUT Profile name: Digital SIP Advance Profile
Emergency Numbers	String Up to 4 chars.	Instant		Emergency numbers Mib name: acEmergencyNumbersNumbers INI Name: EMERGENCYNUMBERS Profile name: Digital SIP Emergency Table Profile
Emrgncy Special Rel Cse	Enum: Disable(0), Enable(1)	Instant	0	When enabled, if an emergency call is rejected it will be rejected with 503. Mib name: miscEmrgncySpecialRelCse INI Name: EMERGENCYSPECIALRELEASECAUSE Profile name: Digital SIP Advance Profile

## 2.2 Frame: Bandwidth Management

### 2.2.1 Tab: Bandwidth Management

Frame: Bandwidth Management, Tab: Bandwidth Management

Parameter Name	Type	Provisioning Type	Default Value	Description
Rule Action	Enum: reportOnly(0), noMoreCalls(1), lbrCalls(2), ptimeMul2(3), ptimeMul4(4), noAction(5)	Instant	0	Rule Action Mib name: acBandwidthManagementRuleAction INI Name: BWMANAGEMENT_RULEACTION Profile name: Bandwidth Management Profile
Threshold	Integer 0-4294967295	Instant	0	Threshold Mib name: acBandwidthManagementThreshold INI Name: BWMANAGEMENT_THRESHOLD Profile name: Bandwidth Management Profile
Hysteresis	Integer 0-4294967295	Instant	0	Hysteresis Mib name: acBandwidthManagementHysteresis INI Name: BWMANAGEMENT_HYSTERESIS Profile name: Bandwidth Management Profile



## 2.3 Frame: CLI Terminals Provisioning

### 2.3.1 Tab: CLI Terminals Provisioning

Frame: CLI Terminals Provisioning, Tab: CLI Terminals Provisioning

Parameter Name	Type	Provisioning Type	Default Value	Description
Telnet & SSH				
Server Enable	Enum: disable(0), enable(1), ssl(2)	Instant	0	Enables or disables the embedded Telnet server. Telnet is disabled by default for security reasons. 0 = Disable 1 = Enable 2 = SSL mode (if available - requires an SSL-aware Telnet client software) SSL mode is not available on the MP-108 / MP-124 media gateways Mib name: acSysTelnetServerEnable INI Name: TELNETSERVERENABLE Profile name: Digital CLI Terminals Profile
Server Port	Integer 0-65535	Online	23	Defines the port number for the embedded Telnet server. Range = Valid port number Mib name: acSysTelnetServerPort INI Name: TELNETSERVERPORT Profile name: Digital CLI Terminals Profile
Server Idle Disconnect	Integer 0-2147483647	Offline	0	This parameter is used to set the timeout for disconnection of an idle Telnet session (minutes). When set to zero, idle sessions are not disconnected.  Range: Any number Mib name: acSysTelnetServerIdleDisconnect INI Name: TELNETSERVERIDLEDISCONNECT Profile name: Digital CLI Terminals Profile
SSH Server Port	Integer 0-65535	Online	22	Defines the port number for the embedded SSH server. Range = Valid port number Mib name: acSysTelnetSSHServerPort INI Name: SSHSERVERPORT Profile name: Digital CLI Terminals Profile
SSH Server Enable	Enum: Disable(0), Enable(1)	Online	0	Enables or disables the embedded SSH server. 0 = Disable 1 = Enable  Mib name: acSysTelnetSSHServerEnable INI Name: SSHSERVERENABLE Profile name: Digital CLI Terminals Profile

Parameter Name	Type	Provisioning Type	Default Value	Description
SSH Admin Key	String Up to 510 chars.	Instant		This parameter holds an RSA public key for strong authentication to the SSH interface (if enabled). The value should be a base64-encoded string; see the Security appendix for additional information. Mib name: acSysTelnetSSHAdminKey INI Name: SSHADMINKEY Profile name: Digital CLI Terminals Profile
SSH Require Public Key	Enum: Disable(0), Enable(1)	Instant	0	Enables or disables RSA public keys in SSH. When set to 0, RSA public keys are optional (if SSHAdminKey is set). When set to 1, RSA public keys are mandatory. Mib name: acSysTelnetSSHRequirePublicKey INI Name: SSHREQUIREPUBLICKEY Profile name: Digital CLI Terminals Profile
Telnet SSH Max Sessions	Integer 1-2	Online	2	Configure maximum allowed number of SSH sessions. Mib name: acSysTelnetSSHMaxSessions INI Name: SSHMAXSESSIONS Profile name: Digital CLI Terminals Profile
SSH Max Payload Size	Integer 550-32768	Online	32768	Configure maximum uncompressed payload size for SSH packets, in bytes. Mib name: acSysTelnetSSHMaxPayloadSize INI Name: SSHMAXPAYLOADSIZE Profile name: Digital CLI Terminals Profile
SSH Max Binary Packet Size	Integer 582-35000	Online	35000	Configure maximum packet size for SSH packets, in bytes. Mib name: acSysTelnetSSHMaxBinaryPacketSize INI Name: SSHMAXBINARYPACKETSIZE Profile name: Digital CLI Terminals Profile
Serial IF				
Baud Rate	Enum: r1200(1200), r2400(2400), r4800(4800), r9600(9600), r14400(14400), r19200(19200), r38400(38400), r57600(57600), r115200(115200)	Offline	9600	Enables changes to the Serial Baud Rate for Simplified Message Desk Interface (SMDI).  Standard values: 1200, 2400, 9600, 14400, 19200, 38400, 57600, 115200. Mib name: acSysSerialIFBaudRate INI Name: SERIALBAUDRATE Profile name: Digital CLI Terminals Profile

Parameter Name	Type	Provisioning Type	Default Value	Description
Data	Integer 7-8	Offline	8	Changes the serial data bit for the Simplified Message Desk Interface (SMDI).  7 = 7 Bit 8 = 8 Bit Mib name: acSysSerialIFData INI Name: SERIALDATA Profile name: Digital CLI Terminals Profile
Parity	Enum: none(0), odd(1), even(2)	Offline	0	Changes the serial parity for the Simplified Message Desk Interface (SMDI).  0 = None 1 = Odd 2 = Even Mib name: acSysSerialIFParity INI Name: SERIALPARITY Profile name: Digital CLI Terminals Profile
Stop	Integer 1-2	Offline	1	Changes the serial stop for the Simplified Message Desk Interface (SMDI).  1 = 1 Bit 2 = 2 Bit Mib name: acSysSerialIFStop INI Name: SERIALSTOP Profile name: Digital CLI Terminals Profile
Flow Control	Enum: none(0), hardware(1)	Offline	0	Changes the serial flow control for the Simplified Message Desk Interface (SMDI).  0 = None 1 = Hardware Mib name: acSysSerialIFFlowControl INI Name: SERIALFLOWCONTROL Profile name: Digital CLI Terminals Profile

## 2.4 Frame: Coder Group 1 Provisioning

### 2.4.1 Tab: General Settings

Frame: Coder Group 1 Provisioning, Tab: General Settings

Parameter Name	Type	Provisioning Type	Default Value	Description
Coder Name	Enum: g7231(0), g711Alaw64k(1), g711Ulaw64k(2), g729(3), g726(5), g726r16(6), g726r24(7), g726r32(8), g726r40(9), netCoder8(10), netCoder6-4(11), netCoder7-2(12), netCoder8-8(13), gWTransparent(14), g729AnnexB(17), eVRC(22), amr(23), gsm-fr(24), gsm- ms(25), GsmEfr(26), ILBC(27), QCELP(28), T38(29), g711Alaw64k-VBD (30), g711Ulaw64k- VBD (31), EVRC- B(32), G722(33), AMR-WB(34), eg711Alaw(35), eg711Ulaw(36), g7291(37), v1501mr(38), ms-rta- nb(39), wb-rta(40), Speex-NB(41), Speex-WB(42), invalideCoder(99)	Instant	0	Coders Group name. Mib name: codersGroup1Name INI Name: CODERSGROUP1_NAME Profile name: Not Profiled
Packetization Time	Integer 0-4294967295	Instant	0	Coders Group packetization time. Mib name: codersGroup1PacketizationTime INI Name: CODERSGROUP1_PTIME Profile name: Not Profiled
Rate	Integer 0-64000	Instant	0	Coders Group rate. Mib name: codersGroup1Rate INI Name: CODERSGROUP1_RATE Profile name: Not Profiled

Parameter Name	Type	Provisioning Type	Default Value	Description
Payload Type	Integer -1-127	Instant	-1	Coders Group payload type. Mib name: codersGroup1PayloadType INI Name: CODERSGROUP1_PAYLOADTYPE Profile name: Not Profiled
Silence Suppression	Enum: Disable(0), Enable(1), EnableAdaptations(2)	Instant	0	Coders Group silence suppression. Mib name: codersGroup1SilenceSuppression INI Name: CODERSGROUP1_SCE Profile name: Not Profiled

## 2.5 Frame: Coder Group 2 Provisioning

### 2.5.1 Tab: General Settings

Frame: Coder Group 2 Provisioning, Tab: General Settings

Parameter Name	Type	Provisioning Type	Default Value	Description
Coder Name	Enum: g7231(0), g711Alaw64k(1), g711Ulaw64k(2), g729(3), g726(5), g726r16(6), g726r24(7), g726r32(8), g726r40(9), netCoder8(10), netCoder6-4(11), netCoder7-2(12), netCoder8-8(13), gWTransparent(14), g729AnnexB(17), eVRC(22), amr(23), gsm-fr(24), gsm- ms(25), GsmEfr(26), ILBC(27), QCELP(28), T38(29), g711Alaw64k-VBD (30), g711Ulaw64k- VBD (31), EVRC- B(32), G722(33), AMR-WB(34), eg711Alaw(35), eg711Ulaw(36), g7291(37), v1501mr(38), ms-rta- nb(39), wb-rta(40), Speex-NB(41), Speex-WB(42), invalideCoder(99)	Instant	0	Coders Group name. Mib name: codersGroup2Name INI Name: CODERSGROUP2_NAME Profile name: Not Profiled
Packetization Time	Integer 0-4294967295	Instant	0	Coders Group packetization time. Mib name: codersGroup2PacketizationTime INI Name: CODERSGROUP2_PTIME Profile name: Not Profiled
Rate	Integer 0-64000	Instant	0	Coders Group rate. Mib name: codersGroup2Rate INI Name: CODERSGROUP2_RATE Profile name: Not Profiled

Parameter Name	Type	Provisioning Type	Default Value	Description
Payload Type	Integer -1-127	Instant	-1	Coders Group payload type. Mib name: codersGroup2PayloadType INI Name: CODERSGROUP2_PAYLOADTYPE Profile name: Not Profiled
Silence Suppression	Enum: Disable(0), Enable(1), EnableAdaptations(2)	Instant	0	Coders Group silence suppression. Mib name: codersGroup2SilenceSuppression INI Name: CODERSGROUP2_SCE Profile name: Not Profiled

## 2.6 Frame: Coder Group 3 Provisioning

### 2.6.1 Tab: General Settings

Frame: Coder Group 3 Provisioning, Tab: General Settings

Parameter Name	Type	Provisioning Type	Default Value	Description
Coder Name	Enum: g7231(0), g711Alaw64k(1), g711Ulaw64k(2), g729(3), g726(5), g726r16(6), g726r24(7), g726r32(8), g726r40(9), netCoder8(10), netCoder6-4(11), netCoder7-2(12), netCoder8-8(13), gWTransparent(14), g729AnnexB(17), eVRC(22), amr(23), gsm-fr(24), gsm- ms(25), GsmEfr(26), ILBC(27), QCELP(28), T38(29), g711Alaw64k-VBD (30), g711Ulaw64k- VBD (31), EVRC- B(32), G722(33), AMR-WB(34), eg711Alaw(35), eg711Ulaw(36), g7291(37), v1501mr(38), ms-rta- nb(39), wb-rta(40), Speex-NB(41), Speex-WB(42), invalideCoder(99)	Instant	0	Coders Group name. Mib name: codersGroup3Name INI Name: CODERSGROUP3_NAME Profile name: Not Profiled
Packetization Time	Integer 0-4294967295	Instant	0	Coders Group packetization time. Mib name: codersGroup3PacketizationTime INI Name: CODERSGROUP3_PTIME Profile name: Not Profiled
Rate	Integer 0-64000	Instant	0	Coders Group rate. Mib name: codersGroup3Rate INI Name: CODERSGROUP3_RATE Profile name: Not Profiled



Parameter Name	Type	Provisioning Type	Default Value	Description
Payload Type	Integer -1-127	Instant	-1	Coders Group payload type. Mib name: codersGroup3PayloadType INI Name: CODERSGROUP3_PAYLOADTYPE Profile name: Not Profiled
Silence Suppression	Enum: Disable(0), Enable(1), EnableAdaptations(2)	Instant	0	Coders Group silence suppression. Mib name: codersGroup3SilenceSuppression INI Name: CODERSGROUP3_SCE Profile name: Not Profiled

## 2.7 Frame: Coder Group 4 Provisioning

### 2.7.1 Tab: General Settings

Frame: Coder Group 4 Provisioning, Tab: General Settings

Parameter Name	Type	Provisioning Type	Default Value	Description
Coder Name	Enum: g7231(0), g711Alaw64k(1), g711Ulaw64k(2), g729(3), g726(5), g726r16(6), g726r24(7), g726r32(8), g726r40(9), netCoder8(10), netCoder6-4(11), netCoder7-2(12), netCoder8-8(13), gWTransparent(14), g729AnnexB(17), eVRC(22), amr(23), gsm-fr(24), gsm- ms(25), GsmEfr(26), ILBC(27), QCELP(28), T38(29), g711Alaw64k-VBD (30), g711Ulaw64k- VBD (31), EVRC- B(32), G722(33), AMR-WB(34), eg711Alaw(35), eg711Ulaw(36), g7291(37), v1501mr(38), ms-rta- nb(39), wb-rta(40), Speex-NB(41), Speex-WB(42), invalideCoder(99)	Instant	0	Coders Group name. Mib name: codersGroup4Name INI Name: CODERSGROUP4_NAME Profile name: Not Profiled
Packetization Time	Integer 0-4294967295	Instant	0	Coders Group packetization time. Mib name: codersGroup4PacketizationTime INI Name: CODERSGROUP4_PTIME Profile name: Not Profiled
Rate	Integer 0-64000	Instant	0	Coders Group rate. Mib name: codersGroup4Rate INI Name: CODERSGROUP4_RATE Profile name: Not Profiled

Parameter Name	Type	Provisioning Type	Default Value	Description
Payload Type	Integer -1-127	Instant	-1	Coders Group payload type. Mib name: codersGroup4PayloadType INI Name: CODERSGROUP4_PAYLOADTYPE Profile name: Not Profiled
Silence Suppression	Enum: Disable(0), Enable(1), EnableAdaptations(2)	Instant	0	Coders Group silence suppression. Mib name: codersGroup4SilenceSuppression INI Name: CODERSGROUP4_SCE Profile name: Not Profiled

## 2.8 Frame: Coder Group Provisioning

### 2.8.1 Tab: General Settings

Frame: Coder Group Provisioning, Tab: General Settings

Parameter Name	Type	Provisioning Type	Default Value	Description
Name	Enum: g7231(0), g711Alaw64k(1), g711Ulaw64k(2), g729(3), g726(5), g726r16(6), g726r24(7), g726r32(8), g726r40(9), netCoder8(10), netCoder6-4(11), netCoder7-2(12), netCoder8-8(13), gWTransparent(14), g729AnnexB(17), eVRC(22), amr(23), gsm-fr(24), gsm- ms(25), GsmEfr(26), ILBC(27), QCELP(28), T38(29), g711Alaw64k-VBD (30), g711Ulaw64k- VBD (31), EVRC- B(32), G722(33), AMR-WB(34), eg711Alaw(35), eg711Ulaw(36), g7291(37), v1501mr(38), ms-rta- nb(39), wb-rta(40), Speex-NB(41), Speex-WB(42), invalideCoder(99)	Instant	0	Coders Group name. Mib name: codersGroupName INI Name: CODERSGROUP_NAME Profile name: Not Profiled
Packetization Time	Integer 0-4294967295	Instant	0	Coders Group packetization time. Mib name: codersGroupPacketizationTime INI Name: CODERSGROUP_PTIME Profile name: Not Profiled
Rate	Integer 0-64000	Instant	0	Coders Group rate. Mib name: codersGroupRate INI Name: CODERSGROUP_RATE Profile name: Not Profiled

Parameter Name	Type	Provisioning Type	Default Value	Description
Payload Type	Integer -1-127	Instant	-1	Coders Group payload type. Mib name: codersGroupPayloadType INI Name: CODERSGROUP_PAYLOADTYPE Profile name: Not Profiled
Silence Suppression	Enum: Disable(0), Enable(1), EnableAdaptations(2)	Instant	0	Coders Group silence suppression. Mib name: codersGroupSilenceSuppression INI Name: CODERSGROUP_SCE Profile name: Not Profiled

## 2.9 Frame: Coders and Profiles Provisioning

### 2.9.1 Tab: Coders Group

Frame: Coders and Profiles Provisioning, Tab: Coders Group

Parameter Name	Type	Provisioning Type	Default Value	Description
Coder Index	Integer 0-9	NA	0	Index Field for line. Mib name: codersGroupIndex INI Name: CODERSGROUP_INDEX Profile name: Not Profiled
Group Index	Integer 0-10	NA	0	Index field for table. Mib name: codersGroupTableIdx Profile name: Not Profiled
Status	Enum:	NA	0	ROWSTATUS field for line. Mib name: codersGroupRowStatus Profile name: Not Profiled
Name	Enum: g7231(0), g711Alaw64k(1), g711Ulaw64k(2), g729(3), g726(5), g726r16(6), g726r24(7), g726r32(8), g726r40(9), netCoder8(10), netCoder6-4(11), netCoder7-2(12), netCoder8-8(13), gWTransparent(14), g729AnnexB(17), eVRC(22), amr(23), gsm-fr(24), gsm- ms(25), GsmEfr(26), ILBC(27), QCELP(28), T38(29), g711Alaw64k-VBD (30), g711Ulaw64k- VBD (31), EVRC- B(32), G722(33), AMR-WB(34), eg711Alaw(35), eg711Ulaw(36), g7291(37), v1501mr(38), ms-rta- nb(39), wb-rta(40), Speex-NB(41), Speex-WB(42), invalideCoder(99)	Instant	0	Coders Group name. Mib name: codersGroupName INI Name: CODERSGROUP_NAME Profile name: Not Profiled

Parameter Name	Type	Provisioning Type	Default Value	Description
Packetization Time	Integer 0-4294967295	Instant	0	Coders Group packetization time. Mib name: codersGroupPacketizationTime INI Name: CODERSGROUP_PTIME Profile name: Not Profiled
Rate	Integer 0-64000	Instant	0	Coders Group rate. Mib name: codersGroupRate INI Name: CODERSGROUP_RATE Profile name: Not Profiled
Payload Type	Integer -1-127	Instant	-1	Coders Group payload type. Mib name: codersGroupPayloadType INI Name: CODERSGROUP_PAYLOADTYPE Profile name: Not Profiled
Silence Suppression	Enum: Disable(0), Enable(1), EnableAdaptations(2)	Instant	0	Coders Group silence suppression. Mib name: codersGroupSilenceSuppression INI Name: CODERSGROUP_SCE Profile name: Not Profiled

## 2.9.2 Tab: IP Profile

Frame: Coders and Profiles Provisioning, Tab: IP Profile

Parameter Name	Type	Provisioning Type	Default Value	Description
Index	Integer 1-9	NA	1	Entry number, starting at 1. Mib name: iProfileIndex INI Name: IPPROFILE_INDEX Profile name: Not Profiled
Status	Enum: Active(1), NotInService(2), NotReady(3), CreateAndGo(4), CreateAndWait(5), Destroy(6)	NA	3	Row-Status Textual Conventions as defined in RFC 2579: Textual Conventions for SMIv2 Mib name: iProfileRowStatus Profile name: Digital SIP IP Profile
Preference	Integer 0-20	Instant	0	Preference Mib name: iProfilePreference INI Name: IPPROFILE_IPPREFERENCE Profile name: Digital SIP IP Profile
Profile Name	String Up to 19 chars.	Instant		Profile Name Mib name: iProfileProfileName INI Name: IPPROFILE_PROFILENAME Profile name: Digital SIP IP Profile
Coders Group ID	Integer 0-4	Instant	0	Coders Group ID Mib name: iProfileCodersGroupID INI Name: IPPROFILE_CODERSGROUPID Profile name: Digital SIP IP Profile

Parameter Name	Type	Provisioning Type	Default Value	Description
Fax used	Enum: NoFax(0), t38(1), g711(2), fallBack(3), NotConfigured(255)	Instant	0	Use H.323/Annex D procedure for real time FAX relay. To use this feature, disable inband DTMF by setting the FaxTransportMode to 1 Mib name: iPProfileIsFaxUsed INI Name: IPPROFILE_ISFAXUSED Profile name: Digital SIP IP Profile
DJBuf Min Delay	Integer 0-255	Instant	0	Dynamic Jitter Buffer Minimum Delay (msec) Mib name: iPProfileDJBufMinDelay INI Name: IPPROFILE_JITTERBUFMINDELAY Profile name: Digital SIP IP Profile
DJBuf Optimization Factor	Integer 0-255	Instant	0	Dynamic jitter buffer frame error/delay optimization Mib name: iPProfileDJBufOptFactor INI Name: IPPROFILE_JITTERBUFOPTFACTOR Profile name: Digital SIP IP Profile
RTP DiffServ	Integer 0-255	Instant	0	IP DiffServ byte value Mib name: iPProfileIPDiffServ INI Name: IPPROFILE_IPDIFFSERV Profile name: Digital SIP IP Profile
Signalling DiffServ	Integer 0-255	Instant	0	Type Of Service bits in IP header of signalling messages. Mib name: iPProfileSigIPDiffServ INI Name: IPPROFILE_SIGIPDIFFSERV Profile name: Digital SIP IP Profile
Enable Silence Suppression	Enum: disable(0), enable(1), enableWithoutAdaptation(2), NotConfigured(255)	Instant	1	Silence Suppression mode. Mib name: iPProfileSCE INI Name: IPPROFILE_SCE Profile name: Digital SIP IP Profile
RTP Redundancy Depth	Integer 0-255	Instant	0	Enables or disables generation of RFC 2198 redundancy packets Mib name: iPProfileRTPRedundancyDepth INI Name: IPPROFILE_RTPREDUNDANCYDEPTH Profile name: Digital SIP IP Profile
Remote Base UDP Port	Integer 0-65535	Instant	0	Remote Base UDP Port For Aggregation Mib name: iPProfileRemoteBaseUDPPort INI Name: IPPROFILE_REMOTEBASEUDPPORT Profile name: Digital SIP IP Profile
Cng Detector Mode	Enum: Disable(0), Relay(1), EventsOnly(2), NotConfigured(255)	Instant	0	Mib name: iPProfileCngDetectorMode INI Name: IPPROFILE_CNGMODE Profile name: Digital SIP IP Profile



Parameter Name	Type	Provisioning Type	Default Value	Description
Vxx Modem Transport Type	Enum: Disable(0), EnableRelay(1), EnableBypass(2), EventsOnly(3), NotConfigured(255)	Instant	0	Mib name: iPProfileVxxModemTransportType INI Name: IPPROFILE_VXXTRANSPORTTYPE Profile name: Digital SIP IP Profile
NSE Mode	Enum: Disable(0), Enable(1), NotConfigured(255)	Instant	0	Mib name: iPProfileNSEMode INI Name: IPPROFILE_NSEMODE Profile name: Digital SIP IP Profile
Play Ringback Tone To IP	Enum: NotPlay(0), Play(1), NotConfigured(255)	Instant	0	Mib name: iPProfilePlayRingbackToneToIP INI Name: IPPROFILE_PLAYRBTONE2IP Profile name: Digital SIP IP Profile
Enable Early Media	Enum: Disable(0), Enable(1), NotConfigured(255)	Instant	0	Mib name: iPProfileEnableEarlyMedia INI Name: IPPROFILE_ENABLEEARLYMEDIA Profile name: Digital SIP IP Profile
Progress Indicator To IP	Enum: Default(-1), NoPI(0), PI1(1), PI8(8), NotConfigured(255)	Instant	0	Mib name: iPProfileProgressIndicatorToIP INI Name: IPPROFILE_PROGRESSINDICATOR2IP Profile name: Digital SIP IP Profile
ECE	Enum: NotConfigured(-1), Disable(0), Enable(1)	Instant	1	Enables or disables the echo canceler. Mib name: iPProfileECE INI Name: IPPROFILE_ENABLEECHOCANCELLER Profile name: Digital SIP IP Profile
Media Security Behavior	Enum: NotConfigured(-1), Preferable(0), Mandatory(1), preferableSingleMedia(2)	Instant	255	Mib name: iPProfileMediaSecurityBehavior INI Name: IPPROFILE_MEDIASECURITYPEHAVIOUR Profile name: Digital SIP IP Profile
Call Limit	Integer -1-200000	Instant	-1	Mib name: iPProfileCallLimit INI Name: IPPROFILE_CALLLIMIT Profile name: Digital SIP IP Profile
Disconnect On Broken Connection	Enum: NotConfigured(-1), No(0), yes(1)	Instant	-1	Mib name: iPProfileDisconnectOnBrokenConnection INI Name: IPPROFILE_DISCONNECTONBROKENCONNECTION Profile name: Digital SIP IP Profile

Parameter Name	Type	Provisioning Type	Default Value	Description
Copy Dest to Redirect Number	Enum: NotConfigured(-1), Disable(0), AfterManipulation(1), BeforeManipulation(2)	Instant	-1	Mib name: iPPProfileCopyDest2RedirectNumber INI Name: IPPROFILE_COPYDEST2REDIRECTNUMBER Profile name: Digital SIP IP Profile
Add IE In Setup	String Up to 98 chars.	Instant		Mib name: iPPProfileAddIEInSetup INI Name: IPPROFILE_ADDIEINSETUP Profile name: Digital SIP IP Profile
Rx DTMF Option	Enum: NotConfigured(-1), NotDeclared(0), DeclareRFC2833InSDP(1)	Instant	-1	Mib name: iPPProfileRxDTMFOption INI Name: IPPROFILE_RXDTMFOPTION Profile name: Digital SIP IP Profile
First Tx DTMF Option	Enum: NotConfigured(-1), NotSupported(0), InfoNortel(1), Notify(2), InfoCisco(3), RFC2833(4), InfoKorea(5)	Instant	-1	Mib name: iPPProfileFirstTxDtmfOption INI Name: IPPROFILE_FIRSTTXDTMFOPTION Profile name: Digital SIP IP Profile
Second Tx DTMF Option	Enum: NotConfigured(-1), NotSupported(0), InfoNortel(1), Notify(2), InfoCisco(3), RFC2833(4), InfoKorea(5)	Instant	-1	Mib name: iPPProfileSecondTxDtmfOption INI Name: IPPROFILE_SECONDTXDTMFOPTION Profile name: Digital SIP IP Profile
Media IP Version Preference	Enum: NotConfigured(-1), onlyIPv4(0), onlyIPv6(1), preferIPv4(2), preferIPv6(3)	Instant	-1	Mib name: iPPProfileMediaIPVersionPreference INI Name: IPPROFILE_MEDIAIPVERSIONPREFERENCE Profile name: Digital SIP IP Profile
SBC Media Security Behaviour	Enum: asls(0), srtp(1), rtp(2), both(3)	Instant	0	Mib name: iPPProfileSBCMediaSecurityBehaviour INI Name: IPPROFILE_SBCMEDIASECURITYPEHAVIOUR Profile name: Digital SIP IP Profile
SBC Diversion Mode	Enum: NotConfigured(-1), DontCare(0), Add(1), Remove(2)	Instant	-1	Mib name: iPPProfileSBCDiversionMode INI Name: IPPROFILE_SBCDIVERSIONMODE Profile name: Digital SIP IP Profile

Parameter Name	Type	Provisioning Type	Default Value	Description
SBC History Info Mode	Enum: NotConfigured(-1), DontCare(0), Add(1), Remove(2)	Instant	-1	Mib name: iPProfileSBCHistoryInfoMode INI Name: IPPROFILE_SBCHISTORYINFOMODE Profile name: Digital SIP IP Profile
AMD Sensitivity Parameter Suit	Integer -1-7	Instant	-1	Mib name: iPProfileAMDSensitivityParameterSuit INI Name: IPPROFILE_AMDSENSITIVITYPARAMETE RSUIT Profile name: Digital SIP IP Profile
AMD Sensitivity Level	Integer -1-15	Instant	-1	Mib name: iPProfileAMDSensitivityLevel INI Name: IPPROFILE_AMDSENSITIVITYLEVEL Profile name: Digital SIP IP Profile
AMD Max Greeting Time	Integer -1-511	Instant	-1	Mib name: iPProfileAMDMaxGreetingTime INI Name: IPPROFILE_AMDMAXGREETINGTIME Profile name: Digital SIP IP Profile
AMD Max Post Silence Greeting Time	Integer -1-511	Instant	-1	Mib name: iPProfileAMDMaxPostSilenceGreetingTime INI Name: IPPROFILE_AMDMAXPOSTSILENCEGREE TINGTIME Profile name: Digital SIP IP Profile
SBCRFC2833 Behavior	Enum: AsIs(0), Extend(1), Disallow(2)	Instant	0	Mib name: iPProfileSBCRFC2833Behavior INI Name: IPPROFILE_SBCRFC2833BEHAVIOR Profile name: Digital SIP IP Profile
SBC Alternative DTMF Method	Enum: DontCare(0), Transparent(1), InfoCisco(2), InfoNortel(3), InfoLucent(4)	Instant	0	Mib name: iPProfileSBCAlternativeDTMFMethod INI Name: IPPROFILE_SBCALTERNATIVEDTMFMET HOD Profile name: Digital SIP IP Profile
SBC Assert Identity	Enum: NotConfigured(-1), DontCare(0), Add(1), Remove(2)	Instant	-1	Mib name: iPProfileSBCAssertIdentity INI Name: IPPROFILE_SBCASSERTIDENTITY Profile name: Digital SIP IP Profile

Parameter Name	Type	Provisioning Type	Default Value	Description
SBC Fax Coders Group ID	Enum: None(-1), CodersGroup0(0), CodersGroup1(1), CodersGroup2(2), CodersGroup3(3), CodersGroup4(4)	Instant	-1	SBC Fax Coders Group ID Mib name: iPProfileSBCFaxCodersGroupID INI Name: IPPROFILE_SBCFAXCODERSGROUPID Profile name: Digital SIP IP Profile
SBC Fax Behavior	Integer 0-2	Instant	0	0 - As Is, 1 - Handle always, 2 - Handle on Re-INVITE and block on INVITE. Mib name: iPProfileSBCFaxBehavior INI Name: IPPROFILE_SBCFAXBEHAVIOR Profile name: Digital SIP IP Profile
SBC Fax Offer Mode	Integer 0-1	Instant	0	0 - Offer all supported fax coders, 1 - Offer a single fax coder (try to avoid transcoding) Mib name: iPProfileSBCFaxOfferMode INI Name: IPPROFILE_SBCFAXOFFERMODE Profile name: Digital SIP IP Profile
SBC Fax Answer Mode	Integer 0-1	Instant	0	0 - Put all supported fax coders in outgoing answer, 1 - Put a single fax coder in the outgoing answer (try to avoid transcoding) Mib name: iPProfileSBCFaxAnswerMode INI Name: IPPROFILE_SBCFAXANSWERMODE Profile name: Digital SIP IP Profile
Enable Symmetric MKI	Integer -1-2147483647	Instant	-1	Mib name: iPProfileEnableSymmetricMKI INI Name: IPPROFILE_ENABLESYMMETRICMKI Profile name: Digital SIP IP Profile
SBC Remote Multiple18x Support	Enum: NotSupported(0), Supported(1)	Instant	1	SBC Remote Multiple 18x Support. Mib name: iPProfileSBCRemoteMultiple18xSupport INI Name: IPPROFILE_SBCREMOTEMULTIPLE18XSUPPORT Profile name: Digital SIP IP Profile
SBC Remote Early Media Response Type	Enum: ResponseTypeTransparent(0), ResponseType180(1), ResponseType183(2)	Instant	0	SBC Remote Early Media Response Type. Mib name: iPProfileSBCRemoteEarlyMediaResponseType INI Name: IPPROFILE_SBCREMOTEEARLYMEDIARESPONSETYPE Profile name: Digital SIP IP Profile
SBC Remote Update Support	Enum: NotSupported(0), SupportedOnlyAfterConnect(1), Supported(2)	Instant	2	SBC Remote Update Support. Mib name: iPProfileSBCRemoteUpdateSupport INI Name: IPPROFILE_SBCREMOTEUPDATESUPPORT Profile name: Digital SIP IP Profile

Parameter Name	Type	Provisioning Type	Default Value	Description
SBC Remote Reinvite Support	Enum: NotSupported(0), SupportedOnlyWithSDP(1), Supported(2)	Instant	2	SBC Remote Reinvite Support. Mib name: iPProfileSBCRemoteReinviteSupport INI Name: IPPROFILE_SBCREMOTEREINVITESUPPORT Profile name: Digital SIP IP Profile
SBC Remote Refer Behavior	Enum: NotConfigured(-1), Regular(0), DBURL(1), IPGroupName(2), HandleLocally(3)	Instant	-1	SBC Remote Refer Behavior. Mib name: iPProfileSBCRemoteReferBehavior INI Name: IPPROFILE_SBCREMOTEREFERBEHAVIOR Profile name: Digital SIP IP Profile
SBC Remote Early Media Support	Enum: NotSupported(0), Supported(1)	Instant	1	SBC Remote Early Media Support. Mib name: iPProfileSBCRemoteEarlyMediaSupport INI Name: IPPROFILE_SBCREMOTEEARLYMEDIASUPPORT Profile name: Digital SIP IP Profile
SBC Remote3xx Behavior	Enum: NotConfigured(-1), Transparent(0), DBURL(1), HandleLocally(2)	Instant	-1	SBC Remote 3xx Behavior. Mib name: iPProfileSBCRemote3xxBehavior INI Name: IPPROFILE_SBCREMOTE3XXBEHAVIOR Profile name: Digital SIP IP Profile
SBC Remote Delayed Offer Support	Enum: NotSupported(0), Supported(1)	Instant	1	SBC Remote Delayed Offer Support. Mib name: iPProfileSBCRemoteDelayedOfferSupport INI Name: IPPROFILE_SBCREMOTEDELAYEDOFFERSUPPORT Profile name: Digital SIP IP Profile

## 2.9.3 Tab: Telephony Profile

Frame: Coders and Profiles Provisioning, Tab: Telephony Profile

Parameter Name	Type	Provisioning Type	Default Value	Description
Index	Integer 1-9	NA	1	Entry number, starting at 1. Mib name: telProfileIndex INI Name: TELPROFILE_INDEX Profile name: Not Profiled
Status	Enum: Active(1), NotInService(2), NotReady(3), CreateAndGo(4), CreateAndWait(5) , Destroy(6)	NA	3	Row-Status Textual Conventions as defined in RFC 2579: Textual Conventions for SMIv2 Mib name: telProfileRowStatus Profile name: Digital SIP Tel Profile
Preference	Integer 0-20	Instant	0	Preference Mib name: telProfilePreference INI Name: TELPROFILE_TELPREFERENCE Profile name: Digital SIP Tel Profile
Profile Name	String Up to 19 chars.	Instant		Profile Name Mib name: telProfileProfileName INI Name: TELPROFILE_PROFILENAME Profile name: Digital SIP Tel Profile
Coders Group ID	Integer 0-4	Instant	0	Coders Group ID Mib name: telProfileCodersGroupID INI Name: TELPROFILE_CODERSGROUPID Profile name: Digital SIP Tel Profile
Fax Used	Enum: NoFax(0), t38(1), g711(2), fallBack(3), NotConfigured(25 5)	Instant	0	Use H.323/Annex D procedure for real time FAX relay. To use this feature, disable inband DTMF by setting the FaxTransportMode to 1.0 - No fax , 1- T.38 , 2- Fax Fallback (G.711 with optimization). Mib name: telProfileIsFaxUsed INI Name: TELPROFILE_ISFAXUSED Profile name: Digital SIP Tel Profile
DJBuf Min Delay	Integer 0-255	Instant	0	Dynamic Jitter Buffer Minimum Delay (msec) Mib name: telProfileDJBufMinDelay INI Name: TELPROFILE_JITTERBUFMINDELAY Profile name: Digital SIP Tel Profile
DJBuf Optimization Factor	Integer 0-255	Instant	0	Dynamic jitter buffer frame error/delay optimization Mib name: telProfileDJBufOptFactor INI Name: TELPROFILE_JITTERBUFOPTFACTOR Profile name: Digital SIP Tel Profile

Parameter Name	Type	Provisioning Type	Default Value	Description
RTP DiffServ	Integer 0-255	Instant	0	IP DiffServ byte value Mib name: telProfileIPDiffServ INI Name: TELPROFILE_IPDIFFSERV Profile name: Digital SIP Tel Profile
Signalling DiffServ	Integer 0-255	Instant	0	Type Of Service bits in IP header of signalling messages. Mib name: telProfileSigIPDiffServ INI Name: TELPROFILE_SIGIPDIFFSERV Profile name: Digital SIP Tel Profile
Voice Volume	Integer -32-255	Instant	32	Voice Volume Mib name: telProfileVoiceVolume INI Name: TELPROFILE_VOICEVOLUME Profile name: Digital SIP Tel Profile
DTMF Volume	Integer -31-255	Instant	20	DTMF Volume Mib name: telProfileDTMFVolume INI Name: TELPROFILE_DTMFVOLUME Profile name: Digital SIP Tel Profile
Input Gain	Integer -32-255	Instant	-32	Input Gain Mib name: telProfileInputGain INI Name: TELPROFILE_INPUTGAIN Profile name: Digital SIP Tel Profile
Enable Reversal Polarity	Enum: No(0), Yes(1), NotConfigured(255)	Instant	0	FXO: Connect/Disconnect calls upon detection of polarity reversal signal. FXS: generate the signal Mib name: telProfileEnableReversalPolarity INI Name: TELPROFILE_ENABLEREVERSEPOLARITY Profile name: Digital SIP Tel Profile
Enable Current Disconnect	Enum: No(0), Yes(1), NotConfigured(255)	Instant	0	Disconnect call upon detection of current disconnect signal Mib name: telProfileEnableCurrentDisconnect INI Name: TELPROFILE_ENABLECURRENTDISCONNECT Profile name: Digital SIP Tel Profile
Enable Digit Delivery	Enum: Disable(0), Enable(1), NotConfigured(255)	Instant	0	Enables Digit delivery to TEL side Mib name: telProfileEnableDigitDelivery INI Name: TELPROFILE_ENABLEDIGITDELIVERY Profile name: Digital SIP Tel Profile
Enable Echo Canceler	Enum: Disable(0), Enable(1), NotConfigured(255)	Instant	1	Enables or disables the echo canceler. Mib name: telProfileECE INI Name: TELPROFILE_ENABLEEC Profile name: Digital SIP Tel Profile

Parameter Name	Type	Provisioning Type	Default Value	Description
Analog Lamp	Enum: Disable(0), Enable(1), NotConfigured(255)	Instant	0	Enable MWI support using an analog lamp (110 Volt) Mib name: telProfileMWIAnalogLamp INI Name: TELPROFILE_MWIANALOG Profile name: Digital SIP Tel Profile
Display	Enum: Disable(0), Enable(1), NotConfigured(255)	Instant	0	Enable MWI support using Caller ID interface Mib name: telProfileMWIDisplay INI Name: TELPROFILE_MWIDISPLAY Profile name: Digital SIP Tel Profile
Max Flash Hook Detection Period	Integer 0-2000	Instant	0	Mib name: telProfileMaxFlashHookDetectionPeriod INI Name: TELPROFILE_FLASHHOOKPERIOD Profile name: Digital SIP Tel Profile
Enable Early Media	Enum: Disable(0), Enable(1), NotConfigured(255)	Instant	0	Enable Early Media Mib name: telProfileEnableEarlyMedia INI Name: TELPROFILE_ENABLEEARLYMEDIA Profile name: Digital SIP Tel Profile
Progress Indicator To IP	Enum: default(-1), NoPI(0), P11(1), PI8(8), NotConfigured(255)	Instant	0	Determine whether to send the Progress Indicator to IP Mib name: telProfileProgressIndicatorToIP INI Name: TELPROFILE_PROGRESSINDICATOR2IP Profile name: Digital SIP Tel Profile
Time For Reorder Tone	Integer 0-255	Instant	0	Duration of reorder tone playing before FXO releases line Mib name: telProfileTimeForReorderTone INI Name: TELPROFILE_TIMEFORREORDERTONE Profile name: Digital SIP Tel Profile
Enable DID Wink	Enum: NotConfigured(-1), Disable(0), Enable(1)	Instant	0	Mib name: telProfileEnableDIDWink INI Name: TELPROFILE_ENABLEDIDWINK Profile name: Digital SIP Tel Profile
Is Two Stage Dial	Enum: NotConfigured(-1), Disable(0), Enable(1)	Instant	0	Mib name: telProfileIsTwoStageDial INI Name: TELPROFILE_ISTWOSTAGEDIAL Profile name: Digital SIP Tel Profile
Disconnect On Busy Tone	Enum: NotConfigured(-1), No(0), yes(1)	Instant	0	Mib name: telProfileDisconnectOnBusyTone INI Name: TELPROFILE_DISCONNECTONBUSYTONE Profile name: Digital SIP Tel Profile



Parameter Name	Type	Provisioning Type	Default Value	Description
Enable Voice Mail Delay	Enum: NotConfigured(-1), Disable(0), Enable(1)	Instant	0	Mib name: telProfileEnableVoiceMailDelay INI Name: TELPROFILE_ENABLEVOICEMAILDELAY Profile name: Digital SIP Tel Profile
Dial Plan Index	Integer -1-7	Instant	-1	Defines the plan index to be used from the external Dial Plan file. Mib name: telProfileDialPlanIndex INI Name: TELPROFILE_DIALPLANINDEX Profile name: Digital SIP Tel Profile
Enable 911 PSAP	Enum: NotConfigured(-1), Disable(0), Enable(1)	Instant	0	GwApp Tel Profile Table Mib name: telProfileEnable911PSAP INI Name: TELPROFILE_ENABLE911PSAP Profile name: Digital SIP Tel Profile
Swap Tel To Ip Phone Numbers	Enum: NotConfigured(-1), Disable(0), Enable(1)	Instant	0	GwApp Tel Profile Table Mib name: telProfileSwapTelToIpPhoneNumbers INI Name: TELPROFILE_SWAPTELTOIPPHONENUMBERS Profile name: Digital SIP Tel Profile
Enable AGC	Enum: NotConfigured(-1), Disable(0), Enable(1)	Instant	0	Mib name: telProfileEnableAGC INI Name: TELPROFILE_ENABLEAGC Profile name: Digital SIP Tel Profile
ECN Ip Mode	Enum: NotConfigured(-1), AdaptiveNLP(0), DisabledNLP(1), SilenceOutputNLP(2)	Instant	0	Mib name: telProfileECNIpMode INI Name: TELPROFILE_ECNLPMODE Profile name: Digital SIP Tel Profile

## 2.10 Frame: Control Interface Provisioning

### 2.10.1 Tab: Control Interface Settings

Frame: Control Interface Provisioning, Tab: Control Interface Settings

Parameter Name	Type	Provisioning Type	Default Value	Description
Virtual GW Name	String Up to 17 chars.	Offline		The descriptive name of the Virtual GW. Mib name: acVGWConfigurationVirtualGWName INI Name: MEGACOGTWCONFIGURATIONTABLE_VIRTUALGWNAME Profile name: Not Profiled
IPv4 Interface Name	String Up to 15 chars.	Offline		Define the pointer (Interface Name) to network Interface Table for IP version 4 address interface name. Mib name: acVGWConfigurationIPv4InterfaceName INI Name: MEGACOGTWCONFIGURATIONTABLE_IPV4INTERFACENAME Profile name: Not Profiled
Local Port	Integer 0-65535	Offline	0	Define the port to be used by the Media Gateway Controller to communicate with this Virtual GW. The value 0 mean select default port according to encoding method. Mib name: acVGWConfigurationLocalPort INI Name: MEGACOGTWCONFIGURATIONTABLE_LOCALPORT Profile name: Not Profiled
Associated Members List	String Up to 64 chars.	Offline		Defines the list of the Trunks/Interfaces. coma and range can be used. Mib name: acVGWConfigurationAssociatedMembersList INI Name: MEGACOGTWCONFIGURATIONTABLE_ASSOCIATEDMEMBERSLIST Profile name: Not Profiled
Service Change Profile	String Up to 64 chars.	Offline		Define the service change profile. Mib name: acVGWConfigurationServiceChangeProfile INI Name: MEGACOGTWCONFIGURATIONTABLE_SERVICECHANGEPROFILE Profile name: Not Profiled
Megaco Version	Enum: MegacoVersion1(1), MegacoVersion2(2), MegacoVersion3(3)	Offline	1	Megaco Version. Mib name: acVGWConfigurationMegacoVersion INI Name: MEGACOGTWCONFIGURATIONTABLE_MEGACOVERSION Profile name: Not Profiled

Parameter Name	Type	Provisioning Type	Default Value	Description
MID	String Up to 68 chars.	Offline		Define the Virtual GW Message Identifier. Mib name: acVGWConfigurationMID INI Name: MEGACOGTWCONFIGURATIONTABLE_MID Profile name: Not Profiled
Media Realm Name	String Up to 38 chars.	Offline		Define the default media realm name (pointer to media realm table). Mib name: acVGWConfigurationMediaRealmName INI Name: MEGACOGTWCONFIGURATIONTABLE_MEDIAREALMNAME Profile name: Not Profiled
Load Weight	Integer 1-5	Offline	1	Define the weight of the VGW out of the total load. VGW with higher values process more messages. Mib name: acVGWConfigurationLoadWeight INI Name: MEGACOGTWCONFIGURATIONTABLE_LOADWEIGHT Profile name: Not Profiled

## 2.11 Frame: Control Interfaces Parameters Provisioning

### 2.11.1 Tab: Control Interfaces

Frame: Control Interfaces Parameters Provisioning, Tab: Control Interfaces

Parameter Name	Type	Provisioning Type	Default Value	Description
Virtual GW Name	String Up to 17 chars.	Offline		The descriptive name of the Virtual GW. Mib name: acVGWConfigurationVirtualGWName INI Name: MEGACOGTWCONFIGURATIONTABLE_VIRTUALGWNAME Profile name: Not Profiled
IPv4 Interface Name	String Up to 15 chars.	Offline		Define the pointer (Interface Name) to network Interface Table for IP version 4 address interface name. Mib name: acVGWConfigurationIPv4InterfaceName INI Name: MEGACOGTWCONFIGURATIONTABLE_IPV4INTERFACEACENAME Profile name: Not Profiled
Local Port	Integer 0-65535	Offline	0	Define the port to be used by the Media Gateway Controller to communicate with this Virtual GW. The value 0 mean select default port according to encoding method. Mib name: acVGWConfigurationLocalPort INI Name: MEGACOGTWCONFIGURATIONTABLE_LOCALPORT Profile name: Not Profiled

Parameter Name	Type	Provisioning Type	Default Value	Description
Associated Members List	String Up to 64 chars.	Offline		Defines the list of the Trunks/Interfaces. coma and range can be used. Mib name: acVGWConfigurationAssociatedMembersList INI Name: MEGACOGTWCONFIGURATIONTABLE_ASSOCIATEDMEMBERSLIST Profile name: Not Profiled
Service Change Profile	String Up to 64 chars.	Offline		Define the service change profile. Mib name: acVGWConfigurationServiceChangeProfile INI Name: MEGACOGTWCONFIGURATIONTABLE_SERVICECHANGEPROFILE Profile name: Not Profiled
Megaco Version	Enum: MegacoVersion1(1), MegacoVersion2(2), MegacoVersion3(3)	Offline	1	Megaco Version. Mib name: acVGWConfigurationMegacoVersion INI Name: MEGACOGTWCONFIGURATIONTABLE_MEGACOVERSION Profile name: Not Profiled
MID	String Up to 68 chars.	Offline		Define the Virtual GW Message Identifier. Mib name: acVGWConfigurationMID INI Name: MEGACOGTWCONFIGURATIONTABLE_MID Profile name: Not Profiled
Media Realm Name	String Up to 38 chars.	Offline		Define the default media realm name (pointer to media realm table). Mib name: acVGWConfigurationMediaRealmName INI Name: MEGACOGTWCONFIGURATIONTABLE_MEDIAREALMNAME Profile name: Not Profiled
Load Weight	Integer 1-5	Offline	1	Define the weight of the VGW out of the total load. VGW with higher values process more messages. Mib name: acVGWConfigurationLoadWeight INI Name: MEGACOGTWCONFIGURATIONTABLE_LOADWEIGHT Profile name: Not Profiled

## 2.12 Frame: Controller Link Provisioning

### 2.12.1 Tab: Controller Link Settings

Frame: Controller Link Provisioning, Tab: Controller Link Settings

Parameter Name	Type	Provisioning Type	Default Value	Description
MGC Address Format	Enum: IPv4(0), IPv6(1), DNS(2)	Offline	0	Define the format of the MGC address (IPv4, IPv6, DNS). Mib name: acVGWControllerLinkMGCAddressFormat INI Name: MEGACOGTWCONTROLLERLINKTABLE_MGCADDRESSFORMAT Profile name: Not Profiled
MG Controller Address	String Up to 64 chars.	Offline		The domain name or IP address of the MG Controller. If a domain name is provided, then a DNS server must be configured. Mib name: acVGWControllerLinkMGControllerAddress INI Name: MEGACOGTWCONTROLLERLINKTABLE_MGCONTROLLERADDRESS Profile name: Not Profiled
MG Controller Port	Integer 0-65535	Offline	0	The port number MG Controller is listening for. 0 mean select default port according to encoding method Mib name: acVGWControllerLinkMGControllerPort INI Name: MEGACOGTWCONTROLLERLINKTABLE_MGCONTROLLERPORT Profile name: Not Profiled
Transport Type	Enum: UdpIP(0), TcpIP(1), SctpIP(2)	Offline	0	Define the signaling transport type to be used for communication with this MGC Mib name: acVGWControllerLinkTransportType INI Name: MEGACOGTWCONTROLLERLINKTABLE_TRANSPORTTYPE Profile name: Not Profiled

## 2.13 Frame: Control Network Provisioning

### 2.13.1 Tab: Proxy Set

Frame: Control Network Provisioning, Tab: Proxy Set

Parameter Name	Type	Provisioning Type	Default Value	Description
Index	Integer 1-32	NA	1	Mib name: sipProxySetIndex INI Name: PROXYSET_INDEX Profile name: Not Profiled
Row Status	Enum: Active(1), NotInService(2), NotReady(3), CreateAndGo(4), CreateAndWait(5), Destroy(6)	Instant	3	Row-Status Textual Conventions as defined in RFC 2579: Textual Conventions for SMIv2 Mib name: sipProxySetRowStatus Profile name: Not Profiled
Enable Proxy Keep Alive	Enum: Disable(0), UsingOptions(1), UsingRegister(2)	Instant	0	GwApp Proxy Set Table Mib name: sipProxySetEnableProxyKeepAlive INI Name: PROXYSET_ENABLEPROXYKEEPALIVE Profile name: Not Profiled
ProxyKeepAliveTime	Integer 5-2000000	Instant	5	GwApp Proxy Set Table Mib name: sipProxySetProxyKeepAliveTime INI Name: PROXYSET_PROXYKEEPALIVETIME Profile name: Not Profiled
Proxy Load Balancing Method	Enum: Disable (0), RoundRobin(1), RandomWeights(2)	Instant	0	GwApp Proxy Set Table Mib name: sipProxySetProxyLoadBalancingMethod INI Name: PROXYSET_PROXYLOADBALANCINGMETHOD Profile name: Not Profiled
Is Proxy Hot Swap	Enum: Disable(0), Enable(1)	Instant	0	GwApp Proxy Set Table Mib name: sipProxySetIsProxyHotSwap INI Name: PROXYSET_ISPROXYHOTSWAP Profile name: Not Profiled

Parameter Name	Type	Provisioning Type	Default Value	Description
Proxy Redundancy Mode	Enum: NotConfigured(-1), Parking(0), Homing(1)	Online	-1	GwApp Proxy Set Table Mib name: sipProxySetProxyRedundancyMode INI Name: PROXYSET_PROXYREDUNDANCYMODE Profile name: Not Profiled
Classification Input	Enum: ipOnly(0), ipAndPortAndTransport(1)	Instant	0	GwApp Proxy Set Table Mib name: sipProxySetClassificationInput INI Name: PROXYSET_CLASSIFICATIONINPUT Profile name: Not Profiled
SRD	Integer 0-32	Online	0	GwApp Proxy Set Table Mib name: sipProxySetSRD INI Name: PROXYSET_SRD Profile name: Not Profiled

### 2.13.2 Tab: Proxy Server

#### Frame: Control Network Provisioning, Tab: Proxy Server

Parameter Name	Type	Provisioning Type	Default Value	Description
Index	Integer 0-159	NA	0	Entry number, starting at 0. Mib name: proxyIPIndex INI Name: PROXYIP_INDEX Profile name: Not Profiled
Proxy Used	Enum: No(0), Yes(1)	Instant	0	Is SIP Proxy used Mib name: sipProxyUsed INI Name: ISPROXYUSED Profile name: Digital SIP Control Network Profile
Status	Enum: Active(1), NotInService(2), NotReady(3), CreateAndGo(4), CreateAndWait(5), Destroy(6)	Instant	3	Row-Status Textual Conventions as defined in RFC 2579: Textual Conventions for SMIv2 Mib name: proxyIPRowStatus Profile name: Digital SIP Proxy Server Profile
Proxy Name	String Up to 49 chars.	Instant		SIP Proxy name Mib name: sipProxyName INI Name: PROXYNAME Profile name: Digital SIP Control Network Profile
Proxy IP	String Up to 49 chars.	Instant		IpAddress Mib name: proxyIPProxyIP INI Name: PROXYIP_IPADDRESS Profile name: Digital SIP Proxy Server Profile

Parameter Name	Type	Provisioning Type	Default Value	Description
Enable Proxy Keep Alive	Enum: Disable (0), UsingOptions (1), UsingRegister (2)	Instant	0	Enable Proxy Keep-Alive over OPTIONS method or REGISTER method Mib name: sipProxyEnableKeepAlive INI Name: ENABLEPROXYKEEPALIVE Profile name: Digital SIP Control Network Profile
Transport Type	Enum: unknown(-1), UDP(0), TCP(1), TLS(2)	Instant	-1	TransportType Mib name: proxyIPTransportType INI Name: PROXYIP_TRANSPORTTYPE Profile name: Digital SIP Proxy Server Profile
Keep Alive Time	Integer 5-2000000	Instant	60	Time interval between Proxy Keep-Alive messages (seconds) Mib name: sipProxyKeepAliveTime INI Name: PROXYKEEPALIVETIME Profile name: Digital SIP Control Network Profile
Proxy Set Id	Integer 0-31	Instant	0	ProxySetId Mib name: proxyIPProxySetId INI Name: PROXYIP_PROXYSETID Profile name: Digital SIP Proxy Server Profile
Proxy Redundancy Mode	Enum: Parking(0), Homing(1)	Instant	0	Redundancy Mode - Parking on active proxy or switching to main Proxy whenever online Mib name: sipProxyRedundancyMode INI Name: PROXYREDUNDANCYMODE Profile name: Digital SIP Control Network Profile
Is Proxy Hot Swap	Enum: No(0), Yes(1)	Instant	0	Enable Proxy Hot-Swap mode Mib name: sipProxyIsHotSwap INI Name: ISPROXYHOTSWAP Profile name: Digital SIP Control Network Profile
Proxy Hot Swap Rtx	Integer 1-30	Instant	3	Number of Rtx before Hotswap is performed Mib name: sipProxyHotSwapRtx INI Name: PROXYHOTSWAPRTX Profile name: Digital SIP Control Network Profile
Always Use Proxy	Enum: No(0), Yes(1)	Instant	0	Send all messages to Proxy server Mib name: sipProxyAlwaysSendToProxy INI Name: ALWAYSSENDDTOPROXY Profile name: Digital SIP Control Network Profile



Parameter Name	Type	Provisioning Type	Default Value	Description
SIP Re-Routing Mode	Enum: standardMode(0), sendInviteToProxy(1), useRoutingTable(2)	Instant	0	Defines the routing mode after receiving 3xx response or transfer 0 - standard mode 1 - send invite to proxy 2 - use routing table Mib name: manipulationAndRoutingSIPReRoutingMode INI Name: SIPREROUTINGMODE Profile name: Digital SIP Control Network Profile
Fallback Used	Enum: No(0), Yes(1)	Instant	0	Allow fallback to internal Tel to IP routing table if Proxy is not responding Mib name: sipProxyIsFallbackUsed INI Name: ISFALLBACKUSED Profile name: Digital SIP Control Network Profile
Use Routing Table For Host Names	Enum: No(0), Yes(1)	Instant	0	Always use routing table even though proxy is available Mib name: sipProxyAlwaysUseRouteTable INI Name: ALWAYSUSEROUTETABLE Profile name: Digital SIP Control Network Profile
Use Gateway Name For Options	Enum: Disable(0), Enable(1)	Instant	0	Use Gateway name (instead of IP address) in Keep-Alive OPTIONS messages Mib name: sipProxyUseGatewayNameForOptions INI Name: USEGATEWAYNAMEFOROPTIONS Profile name: Digital SIP Control Network Profile
Load Balancing Method	Enum: Disable(0), RoundRobin(1), RandomWeights(2)	Instant	0	Method of the proxies load balancing: 0 - Disabled (default) 1 - RoundRobin 2 - Random SRV Weights Mib name: sipProxyLoadBalancingMethod INI Name: PROXYLOADBALANCINGMETHOD Profile name: Digital SIP Control Network Profile
IP List Refresh Time	Integer 5-2000000	Instant	60	Time interval between refresh of proxies list (seconds). For example SRV query will be done every ProxyIPListRefreshTime seconds Mib name: sipProxyIPListRefreshTime INI Name: PROXYIPLISTREFRESHTIME Profile name: Digital SIP Control Network Profile

Parameter Name	Type	Provisioning Type	Default Value	Description
Ping Pong Keep Alive	Enum: disable(0), enable(1)	Instant	0	Use Ping-Pong for Keep-Alive to proxy via reliable connection Mib name: miscPingPongKeepAlive INI Name: USEPINGPONGKEEPALIVE Profile name: Digital SIP Control Network Profile
Ping Pong Keep Alive Time	Integer 5-2000000	Instant	120	The Ping Keep-Alive will be sent (using CRLF) each time this timer expires (seconds) Mib name: miscPingPongKeepAliveTime INI Name: PINGPONGKEEPALIVETIME Profile name: Digital SIP Control Network Profile
H323 GK Register	Enum: Disable(0), Enable(1)	Instant	0	This parameter related to Register/UnRegister buttons Mib name: miscH323GKRegister INI Name: SHOULDREGISTER Profile name: Digital SIP Control Network Profile
Proxy Ip As Host	Enum: Disable(0), Enable(1)	Instant	0	Whether or not to use the Proxy IP as Host in From and To headers. Mib name: sipProxyUseProxyIpAsHost INI Name: USEPROXYIPASHOST Profile name: Digital SIP Control Network Profile

### 2.13.3 Tab: Transport Info

Frame: Control Network Provisioning, Tab: Transport Info

Parameter Name	Type	Provisioning Type	Default Value	Description
Transport Type	Enum: udp(0), tcp(1), tls(2)	Instant	0	SIP transport type Mib name: sipMiscTransportType INI Name: SIPTRANSPORTTYPE Profile name: Digital SIP Control Network Profile
Destination Port	Integer 1-65534	Instant	5060	Default SIP destination port (usually 5060) Mib name: sipPortsDestinationPort INI Name: SIPDESTINATIONPORT Profile name: Digital SIP Control Network Profile
Local SIP Port	Integer 1-65534	Instant	5060	Local SIP port used for signaling Mib name: sipPortsLocalSipPort INI Name: LOCALSIPPORT Profile name: Digital SIP Control Network Profile
TCP Local SIP Port	Integer 1-65535	Instant	5060	Local SIP port used for signaling Mib name: sipPortsTCPLocalSipPort INI Name: TCPLOCALSIPPORT Profile name: Digital SIP Control Network Profile
TLS Local SIP Port	Integer 1-65535	Instant	5061	Local TLS SIP port used for signaling Mib name: sipPortsTLSTLSLocalSipPort INI Name: TLSLOCALSIPPORT Profile name: Digital SIP Control Network Profile

## 2.13.4 Tab: CDR

Frame: Control Network Provisioning, Tab: CDR

Parameter Name	Type	Provisioning Type	Default Value	Description
CDR Report Level	Enum: No(0), EndCall(1), StartAndEndCall(2), ConnectAndEndCall(3), StartConnectAndEndCall(4)	Instant	0	CDR reports timing Mib name: loggerGwAppCdrReportLevel Profile name: Digital SIP Control Network Profile
Debug Level	Enum: logLevel0(0), logLevel1(1), logLevel2(2), logLevel3(3), logLevel4(4), logLevel5(5), logLevel6(6), logLevel7(7), logLevel100(100), logLevel200(200)	Instant	0	Configure different debug level Mib name: loggerGwDebugLevel Profile name: Digital SIP Control Network Profile
IP Address Of CDR Server	IPAddress	Instant		Syslog server IP address for sending CDRs Mib name: loggerCDRSyslogServerIP INI Name: CDRSYSLOGSERVERIP Profile name: Digital SIP Control Network Profile
Media Cdr Report Level	Enum: None(0), EndMedia(1), StartAndEndMedia(2), UpdateAndEndMedia(3), StartAndEndAndUpdateMedia(4)	Instant	0	Media CDR Report Level. Mib name: loggerGwAppMediaCdrReportLevel INI Name: MEDIACDRREPORTLEVEL Profile name: Digital SIP Control Network Profile

## 2.13.5 Tab: NAT Translation

Frame: Control Network Provisioning, Tab: NAT Translation

Parameter Name	Type	Provisioning Type	Default Value	Description
Index	Integer 0-31	Instant	0	Index Field for line. Mib name: acNATTranslationIndex INI Name: NATTRANSLATION_INDEX Profile name: Not Profiled
Row Status	Enum: Active(1), NotInService(2), NotReady(3), CreateAndGo(4), CreateAndWait(5), Destroy(6)	Instant	3	ROWSTATUS Field for line. Mib name: acNATTranslationRowStatus INI Name: NATTRANSLATION_ROWSTATUS Profile name: Digital SIP NAT Translation Profile
Source IP Interface Name	String Up to 16 chars.	Instant		NATTranslation Mib name: acNATTranslationSourceIPInterfaceName INI Name: NATTRANSLATION_SOURCEIPINTERFACENAME Profile name: Digital SIP NAT Translation Profile
Target IP Address	String Up to 70 chars.	Instant		NATTranslation Mib name: acNATTranslationTargetIPAddress INI Name: NATTRANSLATION_TARGETIPADDRESS Profile name: Digital SIP NAT Translation Profile
Source Start Port	String Up to 5 chars.	Instant		NATTranslation Mib name: acNATTranslationSourceStartPort INI Name: NATTRANSLATION_SOURCESTARTPORT Profile name: Digital SIP NAT Translation Profile
Source End Port	String Up to 5 chars.	Instant		NATTranslation Mib name: acNATTranslationSourceEndPort INI Name: NATTRANSLATION_SOURCEENDPORT Profile name: Digital SIP NAT Translation Profile
Target Start Port	String Up to 6 chars.	Instant		NATTranslation Mib name: acNATTranslationTargetStartPort INI Name: NATTRANSLATION_TARGETSTARTPORT Profile name: Digital SIP NAT Translation Profile
Target End Port	String Up to 6 chars.	Instant		NATTranslation Mib name: acNATTranslationTargetEndPort INI Name: NATTRANSLATION_TARGETENDPORT Profile name: Digital SIP NAT Translation Profile

## 2.14 Frame: Cost Group Provisioning

### 2.14.1 Tab: Cost Group

Frame: Cost Group Provisioning, Tab: Cost Group

Parameter Name	Type	Provisioning Type	Default Value	Description
Cost Group Name	String Up to 29 chars.	Instant		Cost Group Name Mib name: costGroupName INI Name: COSTGROUPTABLE_COSTGROUPNAME Profile name: Not Profiled
Default Connect Cost	Integer 0-30000	Instant	0	The default connection cost for calls in this cost group. Used if not in a timeband. Mib name: costGroupDefaultConnectionCost INI Name: COSTGROUPTABLE_DEFAULTCONNECTIONCOST Profile name: Not Profiled
Default Time Cost	Integer 0-30000	Instant	0	The default cost per minute for calls in this cost group. Used if not in a timeband. Mib name: costGroupDefaultMinuteCost INI Name: COSTGROUPTABLE_DEFAULTMINUTECOST Profile name: Not Profiled

## 2.15 Frame: Digital Gateway Provisioning

### 2.15.1 Tab: Digital Settings

Frame: Digital Gateway Provisioning, Tab: Digital Settings

Parameter Name	Type	Provisioning Type	Default Value	Description
B-channel Negotiation	Enum: No(0), Yes(1), Any(2)	Instant	0	ISDN B-Channel negotiation mode Mib name: digitalGWBChannelNegotiation INI Name: BCHANNELNEGOTIATION Profile name: Digital SIP Digital Gateway Profile
Swap Redirect And Called Numbers	Enum: No(0), Yes(1)	Instant	0	Swap Redirect and Called numbers Mib name: digitalGWSwapRedirectNumber INI Name: SWAPREDIRECTNUMBER Profile name: Digital SIP Digital Gateway Profile
R2 Category	Integer 1-15	Instant	1	MFCR2 Calling Party's category Mib name: digitalGWR2Category INI Name: R2CATEGORY Profile name: Digital SIP Digital Gateway Profile
CAS Detection Of Hook Flash	Enum: Disable(0), Enable(1)	Instant	0	0 (default): Hookflash not forwarded 1:HookFlash forwarded - Testing Mib name: digitalGWCASSendHookFlash INI Name: CASSENDHOOKFLASH Profile name: Digital SIP Digital Gateway Profile
TDM Over IP	Enum: Disable(0), Enable(1)	Offline	0	Enable gateway to maintain a permanent RTP connection Mib name: digitalGWEnableTDMOverIp INI Name: ENABLETDMOVERIP Profile name: Digital SIP Digital Gateway Profile

Parameter Name	Type	Provisioning Type	Default Value	Description
TDM Over IP Min Calls For Trunk Activation	Integer 0-31	Instant	0	Minimum connected calls for trunk activation while in TDMSOverIPMode if 0 - trunk is always active Mib name: digitalGWextTDMOverIPMinCallsForTrunkActivation INI Name: TDMOVERIPMINCALLSFORTRUNKACTIVATION Profile name: Digital SIP Digital Gateway Profile
Transparent Coder On Data Call	Enum: Disable(0), Enable(1)	Instant	0	In case the transfer capability of a call from ISDN is data open with transparent coder Mib name: digitalGWTransparentCoderOnDataCall INI Name: TRANSPARENTCODERONDATACALL Profile name: Digital SIP Digital Gateway Profile
Support RedirectIn Facility	Enum: Disable(0), Enable(1)	Instant	0	Search for redirect number in facility IE Mib name: digitalGWSupportRedirectInFacility INI Name: SUPPORTREDIRECTINFACILITY Profile name: Digital SIP Digital Gateway Profile
Connect On Progress Ind	Enum: Disable(0), Enable(1)	Instant	0	FXS:generate CallerId signals during ringing FXO:collect CallerId and use it in Setup message. Mib name: digitalGWConnectOnProgressInd INI Name: CONNECTONPROGRESSIND Profile name: Digital SIP Digital Gateway Profile
Enable UUI Tel 2 Ip	Enum: Disable(0), Enable(1)	Instant	0	Enable User-User IE to pass in Setup from ISDN to IP Mib name: digitalGWEnableUuiTel2Ip INI Name: ENABLEUUITEL2IP Profile name: Digital SIP Digital Gateway Profile



Parameter Name	Type	Provisioning Type	Default Value	Description
Enable UUI Ip 2 Tel	Enum: Disable(0), Enable(1)	Instant	0	Enable User-User IE to pass in Setup from IP to ISDN Mib name: digitalGWEnableUuilp2Tel INI Name: ENABLEUUIIP2TEL Profile name: Digital SIP Digital Gateway Profile
Send ISDN Transfer On Connect	Enum: Disable(0), Enable(1)	Instant	0	Send TBCT/ECT/RLT request only when second leg call is connected Mib name: digitalGWSendISDNTransferOnConnect INI Name: SENDISDNTRANSFERONCONNECT Profile name: Digital SIP Digital Gateway Profile
Enable ISDN Tunneling Tel 2 IP	Enum: Disable(0), UsingHeader(1), UsingBody(2)	Instant	0	Enable ISDN tunneling to pass Setup and Facility messages from ISDN to IP Mib name: digitalGWEnableISDNTunnelingTel2Ip INI Name: ENABLEISDNTUNNELINGTEL2IP Profile name: Digital SIP Digital Gateway Profile
Enable ISDN Tunneling IP 2 Tel	Enum: Disable(0), UsingHeader(1), UsingBody(2)	Instant	0	Enable ISDN tunneling to pass Setup and Facility messages from IP to ISDN Mib name: digitalGWEnableISDNTunnelingIp2Tel INI Name: ENABLEISDNTUNNELINGIP2TEL Profile name: Digital SIP Digital Gateway Profile
Enable Hold 2 ISDN	Enum: Disable(0), Enable(1)	Instant	0	Enable Hold/retrieve from and to ISDN Mib name: supServicesEnableHold2ISDN INI Name: ENABLEHOLD2ISDN Profile name: Digital SIP Digital Gateway Profile

Parameter Name	Type	Provisioning Type	Default Value	Description
Enable QSIG Tunneling	Enum: Disable(0), Enable(1)	Instant	0	Enables QSIG Tunneling over SIP Mib name: digitalGWextEnableQSIGTunneling INI Name: ENABLEQSIGTUNNELING Profile name: Digital SIP Digital Gateway Profile
Remove CLI When Restricted	Enum: Disable(0), Enable(1)	Instant	0	Removes CLI from IP->TEL calls if received CLI is restricted Mib name: digitalGWextRemoveCLIWhenRestricted INI Name: REMOVECLIWHENRESTRICTED Profile name: Digital SIP Digital Gateway Profile
Default Cause Map ISDN to IP	Integer 0-127	Instant	0	All ISDN release causes except normal, busy, no user responding, and no answer will be mapped to this cause, if set. Mib name: digitalGWextDefaultCauseMapISDN2IP INI Name: DEFAULTCAUSEMAPISDN2IP Profile name: Digital SIP Digital Gateway Profile
ISDN Subaddress Format	Enum: Ascii(0), Bcd(1), userSpecified(2)	Instant	0	ISDN SubAddress format Mib name: digitalGWextISDNSubaddressFormat INI Name: ISDNSUBADDRESSFORMAT Profile name: Digital SIP Digital Gateway Profile
Enable Calling Party Category	Enum: Disable(0), Enable(1)	Instant	0	Enables NI2 calling party category translation to SIP Mib name: digitalGWEnableCallingPartyCategory INI Name: ENABLECALLINGPARTYCATEGORY Profile name: Digital SIP Digital Gateway Profile

Parameter Name	Type	Provisioning Type	Default Value	Description
IE To Be Added In Q.931 Setup	String Up to 49 chars.	Instant		Additional information element to send in ISDN Setup message Mib name: iEAddIEInSetup INI Name: ADDIEINSETUP Profile name: Digital SIP Digital Gateway Profile
List Of Trunk Groups To Send IE	String Up to 49 chars.	Instant		Configure trunk groups on which to send additional IE Mib name: iESendIEOnTG INI Name: SENDIEONTG Profile name: Digital SIP Digital Gateway Profile
Connect Code	String Up to 7 chars.	Instant		Play Code string to Tel side when connect message received from IP side Mib name: vmDigitPatternConnectCode INI Name: TELCONNECTCODE Profile name: Digital SIP Digital Gateway Profile
Esc IP	String Up to 48 chars.	Instant	0.0.0.0	RTCP-XR server IP address Mib name: acGWRtcpXrEscIP INI Name: RTCPXRESCIP Profile name: Digital SIP Digital Gateway Profile
Report Mode	Enum: Disable(0), EndCall(1), EndCallPeriodic(2)	Instant	0	0:rtcpxr is not sent over SIP at all 1:rtcpxr is sent over sip when call ended 2:rtcpxr is sent over sip when on periodic interval and when call ended  Mib name: acGWRtcpXrReportMode INI Name: RTCPXRREPORTMODE Profile name: Digital SIP Digital Gateway Profile
Enable AoC	Enum: Disable(0), Enable(1)	Instant	0	Enable AoC-D and AoC-E from ISDN to SIP Mib name: digitalGWextEnableAoC INI Name: ENABLEAOC Profile name: Digital SIP Digital Gateway Profile

Parameter Name	Type	Provisioning Type	Default Value	Description
Remove Calling Name	Enum: Disable(0), Enable(1)	Instant	0	If set to 1 - Removes Calling Name from IP->TEL calls Mib name: digitalGWextRemoveCallingName INI Name: REMOVECALLINGNAME Profile name: Digital SIP Digital Gateway Profile
Esc Transport Type	Enum: NotConfigured(-1), UDP(0), TCP(1), TLS(2)	Instant	-1	RtcpXrEsc transport type Mib name: acGWRtcpXrEscTransportType INI Name: RTCPXRESCTransportType Profile name: Digital SIP Digital Gateway Profile
Isdn Disconnect On Busy Tone	Enum: Disable(0), Enable(1)	Instant	0	1 - Release call if gateway receives busy or fast busy tone. 0 - don't release Mib name: miscIsdnDisconnectOnBusyTone INI Name: ISDNDISCONNECTONBUSYTON Profile name: Digital SIP Digital Gateway Profile
Play RBT On ISDN Transfer	Enum: Disable(0), Enable(1)	Instant	0	Play local RBT on TBCT/ECT/RLT transfer Mib name: digitalGWPlayRBTOnISDNTransfer INI Name: PLAYRBTOnISDNTRANSFER Profile name: Digital SIP Digital Gateway Profile
Ignore ISDN SubAddress	Enum: Disable(0), Enable(1)	Instant	0	Ignore ISDN Subaddress Mib name: sipMiscIgnoreISDNSubaddress INI Name: IGNOREISDNSubADDRESS Profile name: Digital SIP Digital Gateway Profile

Parameter Name	Type	Provisioning Type	Default Value	Description
SendLocalTimeToISDNConnect	Enum: Disable(0), Enable(1)	Instant	0	Send Local Date and Time To ISDN Connect if SIP 200OK does not contain Date header Mib name: digitalGWSendLocalTimeToISDNConnect INI Name: SENDLOCALTIMETOISDNCONNECT Profile name: Digital SIP Digital Gateway Profile
Transfer Cap For Data Calls	Enum: SixtyFourKUnrestricted(0), AccordingToISDNTransferCapability(1)	Instant	0	0: ISDN Transfer Capability for data calls will be 64k unrestricted (data), 1:ISDN Transfer Capability for Data calls will be set according to ISDNTransferCapability parameter Mib name: digitalGWTransferCapabilityForDataCalls INI Name: TRANSFERCAPABILITYFORATACALLS Profile name: Digital SIP Digital Gateway Profile
EXT Uui Header Format	Integer 0-2	Instant	0	0: X-UserToUser. 1: format: User-to-User with protocol discriminator. 2: format: User-to-User with 'encoding=hex' at the end. Mib name: digitalGWextUuiHeaderFormat INI Name: USERTOUSERHEADERFORMAT Profile name: Digital SIP Digital Gateway Profile
Uui Header Format	Integer 0-2	Instant	0	(0): X-UserToUser, (1): format: User-to-User with protocol discriminator, (2): format: User-to-User with 'encoding=hex' at the end Mib name: digitalGWUuiHeaderFormat INI Name: USERTOUSERHEADERFORMAT Profile name: Digital SIP Digital Gateway Profile

## 2.15.2 Tab: ISDN Supplementary Services

Frame: Digital Gateway Provisioning, Tab: ISDN Supplementary Services

Parameter Name	Type	Provisioning Type	Default Value	Description
Index	Integer 0-159	Read-Only	0	Mib name: isdnSuppServIndex INI Name: ISDNSUPPSERV_INDEX Profile name: Not Profiled
Row Status	Enum: Active(1), NotInService(2), NotReady(3), CreateAndGo(4), CreateAndWait(5), Destroy(6)	NA	3	Row-Status Textual Conventions as defined in RFC 2579: Textual Conventions for SMIv2 Mib name: isdnSuppServRowStatus INI Name: ISDNSUPPSERV_ROWSTATUS Profile name: Not Profiled
Phone Number	String Up to 25 chars.	Instant		GwApp ISDN Supplementary Services Table Mib name: isdnSuppServPhoneNumber INI Name: ISDNSUPPSERV_PHONENUMBER Profile name: Not Profiled
Module	Integer -2147483648-2147483647	Instant	0	GwApp ISDN Supplementary Services Table Mib name: isdnSuppServModule INI Name: ISDNSUPPSERV_MODULE Profile name: Not Profiled
Port	Integer -2147483648-2147483647	Instant	0	GwApp ISDN Supplementary Services Table Mib name: isdnSuppServPort INI Name: ISDNSUPPSERV_PORT Profile name: Not Profiled
User ID	String Up to 50 chars.	Instant		GwApp ISDN Supplementary Services Table Mib name: isdnSuppServUserId INI Name: ISDNSUPPSERV_USERID Profile name: Not Profiled
User Password	String	Instant	50	GwApp ISDN Supplementary Services Table Mib name: isdnSuppServUserPassword INI Name: ISDNSUPPSERV_USERPASSWORD Profile name: Not Profiled
Caller ID	String Up to 32 chars.	Instant		GwApp ISDN Supplementary Services Table Mib name: isdnSuppServCallerID INI Name: ISDNSUPPSERV_CALLERID Profile name: Not Profiled
Is Presentation Restricted	Enum: NotConfigured(255), Allowed(0), Restricted(1)	Instant	255	GwApp ISDN Supplementary Services Table Mib name: isdnSuppServIsPresentationRestricted INI Name: ISDNSUPPSERV_ISPRESENTATIONRESTRICTED Profile name: Not Profiled

Parameter Name	Type	Provisioning Type	Default Value	Description
Is Caller ID Enabled	Enum: NotConfigured(255), Disabled(0), Enabled(1)	Instant	255	GwApp ISDN Supplementary Services Table Mib name: isdnSuppServIsCallerIDEnabled INI Name: ISDNSUPPSERV_ISCALLERIDENABLED Profile name: Not Profiled

## 2.16 Frame: DNS Provisioning

### 2.16.1 Tab: Internal DNS

Frame: DNS Provisioning, Tab: Internal DNS

Parameter Name	Type	Provisioning Type	Default Value	Description
Index	Integer 0-19	NA	0	Entry number, starting at 0. Mib name: dnsInfoIndex INI Name: DNS2IP_INDEX Profile name: Not Profiled
Status	Enum: Active(1), NotInService(2), NotReady(3), CreateAndGo(4), CreateAndWait(5), Destroy(6)	Instant	3	Row-Status Textual Conventions as defined in RFC 2579: Textual Conventions for SMIv2 Mib name: dnsInfoRowStatus Profile name: Not Profiled
Domain Name	String Up to 69 chars.	Instant		Domain Name Mib name: dnsInfoDomainName INI Name: DNS2IP_DOMAINNAME Profile name: Not Profiled
IP Address 1	String Up to 15 chars.	Instant		IP Address Mib name: dnsInfoFirstIPAddress INI Name: DNS2IP_FIRSTIPADDRESS Profile name: Not Profiled
IP Address 2	String Up to 15 chars.	Instant		IP Address Mib name: dnsInfoSecondIPAddress INI Name: DNS2IP_SECONDIPADDRESS Profile name: Not Profiled
IP Address 3	String Up to 15 chars.	Instant		IP Address Mib name: dnsInfoThirdIPAddress INI Name: DNS2IP_THIRDIPADDRESS Profile name: Not Profiled
IP Address 4	String Up to 15 chars.	Instant		IP Address Mib name: dnsInfoFourthIPAddress INI Name: DNS2IP_FOURTHIPADDRESS Profile name: Not Profiled

## 2.16.2 Tab: Internal SRV

Frame: DNS Provisioning, Tab: Internal SRV

Parameter Name	Type	Provisioning Type	Default Value	Description
Index	Integer 0-9	NA	0	Entry number, starting at 0. Mib name: srvInfoIndex INI Name: SRV2IP_INDEX Profile name: Not Profiled
Status	Enum: Active(1), NotInService(2), NotReady(3), CreateAndGo(4), CreateAndWait(5), Destroy(6)	Instant	3	Row-Status Textual Conventions as defined in RFC 2579: Textual Conventions for SMIv2 Mib name: srvInfoRowStatus Profile name: Not Profiled
Internal Domain Name	String Up to 70 chars.	Instant		the Domain name for the SRV query Mib name: srvInfoInternalDomainName INI Name: SRV2IP_INTERNALDOMAIN Profile name: Not Profiled
Transport Type	Enum: UDP(0), TCP(1), TLS(2)	Instant	0	the transport type Mib name: srvInfoTransportType INI Name: SRV2IP_TRANSPORTTYPE Profile name: Not Profiled
DNS Name	String Up to 99 chars.	Instant		the DNS in the SRV Query Result Mib name: srvInfoDNSName INI Name: SRV2IP_DNS1 Profile name: Not Profiled
Priority	Integer 0-65000	Instant	0	the Priority of this SRV Query Mib name: srvInfoPriority INI Name: SRV2IP_PRIORITY1 Profile name: Not Profiled
Weight	Integer 0-65000	Instant	0	the Weight of this SRV Query Mib name: srvInfoWeight INI Name: SRV2IP_WEIGHT1 Profile name: Not Profiled
Port	Integer 0-65534	Instant	0	the port of the DNS Mib name: srvInfoPort INI Name: SRV2IP_PORT1 Profile name: Not Profiled
DNS Name 2	String Up to 99 chars.	Instant		the DNS in the SRV Query Result Mib name: srvInfoDNSName2 INI Name: SRV2IP_DNS2 Profile name: Not Profiled
Priority 2	Integer 0-65000	Instant	0	the Priority of this SRV Query Mib name: srvInfoPriority2 INI Name: SRV2IP_PRIORITY2 Profile name: Not Profiled



Parameter Name	Type	Provisioning Type	Default Value	Description
Weight 2	Integer 0-65000	Instant	0	the Weight of this SRV Query Mib name: srvInfoWeight2 INI Name: SRV2IP_WEIGHT2 Profile name: Not Profiled
Port 2	Integer 0-65534	Instant	0	the port of the DNS Mib name: srvInfoPort2 INI Name: SRV2IP_PORT2 Profile name: Not Profiled
DNS Name 3	String Up to 99 chars.	Instant		the DNS in the SRV Query Result Mib name: srvInfoDNSName3 INI Name: SRV2IP_DNS3 Profile name: Not Profiled
Priority 3	Integer 0-65000	Instant	0	the Priority of this SRV Query Mib name: srvInfoPriority3 INI Name: SRV2IP_PRIORITY3 Profile name: Not Profiled
Weight 3	Integer 0-65000	Instant	0	the Weight of this SRV Query Mib name: srvInfoWeight3 INI Name: SRV2IP_WEIGHT3 Profile name: Not Profiled
Port 3	Integer 0-65534	Instant	0	the port of the DNS Mib name: srvInfoPort3 INI Name: SRV2IP_PORT3 Profile name: Not Profiled

## 2.17 Frame: DTMF and Supplementary Provisioning

### 2.17.1 Tab: DTMF

Frame: DTMF and Supplementary Provisioning, Tab: DTMF

Parameter Name	Type	Provisioning Type	Default Value	Description
Index	Integer 0-4	NA	0	Entry number, starting at 0. Mib name: sipTxDTMFOptionIndex INI Name: TXDTMFOPTION_INDEX Profile name: Not Profiled
Rx DTMF Option	Enum: noSupportRFC2833inSDP(0), supportRFC2833inSDP(3)	Instant	0	Declare support for RFC 2833 in SDP Mib name: sipDTMFRxDTMFOption INI Name: RXDTMFOPTION Profile name: Digital SIP DTMF And Supplementary Profile
Status	Enum: Active(1), NotInService(2), NotReady(3), CreateAndGo(4), CreateAndWait(5), Destroy(6)	Instant	3	Row-Status Textual Conventions as defined in RFC 2579: Textual Conventions for SMIv2 Mib name: sipTxDTMFOptionRowStatus Profile name: Not Profiled
Hook Flash Option	Enum: NotSupported(0), INFO(1), RFC2833(4), infoLucent(5)	Instant	0	Detect and send Hook-Flash using the selected method Mib name: sipDTMFHookFlashOption INI Name: HOOKFLASHOPTION Profile name: Digital SIP DTMF And Supplementary Profile
Tx DTMF Option	Enum: NotSupported(0), NortelINFO(1), NOTIFY(2), CiscoINFO(3), RFC2833(4), KoreaTelecomINFO(5)	Instant	0	Transmit DTMF option Mib name: sipTxDTMFOptionValue INI Name: TXDTMFOPTION_TYPE Profile name: Not Profiled
Digit Map Patterns	String Up to 500 chars.	Offline		The digit map patterns separated by a vertical bar ( ), as defined in the MEGACO RFC.  Range = String[500] Mib name: acCPDDigitMapPatterns INI Name: DIGITMAPPING Profile name: Digital SIP DTMF And Supplementary Profile
Use Digit For Special DTMF	Enum: Special(0), Numeric(1)	Instant	0	Indicates whether a special DTMF, sent with INFO(Cisco), is sent using its digit representation or not. Mib name: sipDTMFUseDigitForSpecialDTMF INI Name: USEDIGITFORSPECIALDTMF Profile name: Digital SIP DTMF And Supplementary Profile

Parameter Name	Type	Provisioning Type	Default Value	Description
Min Routing Overlap Digits	Integer 0-49	Instant	1	Minimum number of overlap digits before routing Mib name: sipDTMFMinRoutingOverlapDigits INI Name: MINOVERLAPDIGITSFORROUTING Profile name: Digital SIP DTMF And Supplementary Profile
ISDN Overlap IP to Tel Dialing	Enum: Disable(0), Enable(1)	Instant	0	Enable ISDN Overlap IP to Tel Dialing Mib name: sipDTMFISDNOverlapIPtoTelDialing INI Name: ISDNTXOVERLAP Profile name: Digital SIP DTMF And Supplementary Profile

## 2.17.2 Tab: Sup Services

Frame: DTMF and Supplementary Provisioning, Tab: Sup Services

Parameter Name	Type	Provisioning Type	Default Value	Description
Enable Hold	Enum: No(0), Yes(1)	Instant	1	Enable Call Hold service Mib name: supServicesEnableHold INI Name: ENABLEHOLD Profile name: Digital SIP DTMF And Supplementary Profile
Hold Format	Enum: connectionIP(0), sDPattributesSendonly(1)	Instant	0	Call Hold format - Zero IP or 'sendonly' SDP attribute Mib name: supServicesHoldFormat INI Name: HOLDFORMAT Profile name: Digital SIP DTMF And Supplementary Profile
Name ID	Enum: Disable(0), Enable(1)	Instant	0	Enable Name Identification service Mib name: supServicesNameID INI Name: ENABLENAMEIDENTIFICATION Profile name: Digital SIP DTMF And Supplementary Profile
Send Metering Message To IP	Enum: Disable(0), Enable(1)	Instant	0	Send metering messages to IP on detection of analog metering pulses Mib name: supServicesSendMeteringMessageToIP INI Name: SENDMETERING2IP Profile name: Digital SIP DTMF And Supplementary Profile
Held Timeout	Integer -1-2400	Instant	-1	Maximum time allowed for call to be retrieved from IP (seconds) Mib name: supServicesHeldTimeout INI Name: HELDTIMEOUT Profile name: Digital SIP DTMF And Supplementary Profile
Hook Flash Code	String Up to 25 chars.	Instant		If this code received during session, act as if hook flash received from the TEL side. This parameter can use DIGIT MAP syntax Mib name: supServicesHookFlashCode INI Name: HOOKFLASHCODE Profile name: Digital SIP DTMF And Supplementary Profile

Parameter Name	Type	Provisioning Type	Default Value	Description
Blind Transfer Disconnect Timeout	Integer 0-1000000	Instant	0	Maximum time (milliseconds) to wait for disconnect from tel before performing blind transfer Mib name: supServicesBlindTransferDisconnectTimeout INI Name: BLINDTRANSFERDISCONNECTTIMEOUT Profile name: Digital SIP DTMF And Supplementary Profile
Enable Transfer	Enum: No(0), Yes(1)	Instant	1	Enable Call Transfer service Mib name: transferEnable INI Name: ENABLETRANSFER Profile name: Digital SIP DTMF And Supplementary Profile
Logical Prefix For Transferred Call	String Up to 9 chars.	Instant		Prefix added to the called number of a transferred call Mib name: transferXferPrefix INI Name: XFERPREFIX Profile name: Digital SIP DTMF And Supplementary Profile
Enable Call Waiting	Enum: No(0), Yes(1)	Instant	1	Enable Call Waiting service Mib name: callWaitingEnable INI Name: ENABLECALLWAITING Profile name: Digital SIP DTMF And Supplementary Profile
Enable NRT Subscription	Enum: Disable(0), Enable(1)	Instant	0	Enable subscription for Call forward ringtone Indicator service Mib name: miscEnableNRTSubscription INI Name: ENABLENRTSUBSCRIPTION Profile name: Digital SIP DTMF And Supplementary Profile
AS Subscribe IP Group ID	Integer -1-65525	Instant	-1	IPGroup ID for AS server subscribe purposes Mib name: miscASSubscribeIPGroupID INI Name: ASSUBSCRIBEIPGROUPID Profile name: Digital SIP DTMF And Supplementary Profile
NRT Subscription Retry Time	Integer 0-2000000	Instant	120	NRT service subscription retry time after last subscription failure (in seconds) Mib name: miscNRTSubscriptionRetryTime INI Name: NRTSUBSCRIBERETRYTIME Profile name: Digital SIP DTMF And Supplementary Profile

Parameter Name	Type	Provisioning Type	Default Value	Description
Call Forward Ring Tone ID	Integer 1-65525	Instant	1	Ringtone type for Call forward notification Mib name: miscCallForwardRingToneID INI Name: CALLFORWARDRINGTONEID Profile name: Digital SIP DTMF And Supplementary Profile
MWI				
MWI Enable	Enum: Disable(0), Enable(1)	Instant	0	Enable MWI support (Message Waiting Indicator) Mib name: mWIEnable INI Name: ENABLEMWI Profile name: Digital SIP DTMF And Supplementary Profile
MWI Analog Lamp	Enum: Disable(0), Enable(1)	Instant	0	Enable MWI support using an analog lamp (110 Volt) Mib name: mWIANalogLamp INI Name: MWIANALOGLAMP Profile name: Digital SIP DTMF And Supplementary Profile
MWI Display	Enum: Disable(0), Enable(1)	Instant	0	Enable MWI support using Caller ID interface Mib name: mWIDisplay INI Name: MWIDISPLAY Profile name: Digital SIP DTMF And Supplementary Profile
MWI Server IP	String Up to 49 chars.	Instant		MWI server IP address Mib name: mWIServerIP INI Name: MWISERVERIP Profile name: Digital SIP DTMF And Supplementary Profile
MWI Expiration Time	Integer 10-2000000	Instant	7200	MWI service subscription expiration time (seconds) Mib name: mWIExpirationTime INI Name: MWIEXPIRATIONTIME Profile name: Digital SIP DTMF And Supplementary Profile
MWI Server Transport Type	Enum: NotConfigured(-1), UDP(0), TCP(1), TLS(2)	Instant	-1	MWI server transport type Mib name: mWIServerTransportType INI Name: MWISERVERTRANSPORTTYPE Profile name: Digital SIP DTMF And Supplementary Profile
Enable MWI Subscription	Enum: Disable(0), Enable(1)	Instant	0	Enable subscription for Message Waiting Indicator service Mib name: sipSubscribeEnableMWISubscription INI Name: ENABLEMWISUBSCRIPTION Profile name: Digital SIP DTMF And Supplementary Profile

Parameter Name	Type	Provisioning Type	Default Value	Description
Retry Time	Integer 10-2000000	Instant	120	MWI service subscription retry time after last subscription failure (seconds) Mib name: sipSubscribeRetryTime INI Name: SUBSCRIBERRETRYTIME Profile name: Digital SIP DTMF And Supplementary Profile

### 2.17.3 Tab: Tones And Progress

Frame: DTMF and Supplementary Provisioning, Tab: Tones And Progress

Parameter Name	Type	Provisioning Type	Default Value	Description
Reorder Tone Duration (sec)	Integer 0-255	Instant	0	Duration of reorder tone playing before FXO releases line Mib name: tonesTimeForReorderTone INI Name: TIMEFORREORDERTONE Profile name: Digital SIP DTMF And Supplementary Profile
Dial Tone Duration (sec)	Integer 0-60	Instant	16	Duration of played dial tone after the gateway seizes the line in response to ringing Mib name: tonesTimeForDialTone INI Name: TIMEFORDIALTONE Profile name: Digital SIP DTMF And Supplementary Profile
Play Ring Back Tone To IP	Enum: No(0), Yes(1)	Instant	0	Enable ringback tone playing towards IP. Refer to User's Manual for details Mib name: tonesPlayRBTone2Ip INI Name: PLAYRBTONE2IP Profile name: Digital SIP DTMF And Supplementary Profile
Play Ring Back Tone To Tel	Enum: DoNotPlay(0), PlayOnLocal(1), PreferIp(2), PlayLocalUntilRemoteMedia Arrives(3)	Instant	2	Enable ringback tone playing towards Tel side. Refer to User's Manual for details Mib name: tonesPlayRBTone2Tel INI Name: PLAYRBTONE2TEL Profile name: Digital SIP DTMF And Supplementary Profile
Stutter Tone Duration	Integer 0-60000	Instant	2000	Time for playing confirmation tone before normal dial tone is played (msec) Mib name: tonesStutterToneDuration INI Name: STUTTERTONEDURATION Profile name: Digital SIP DTMF And Supplementary Profile

Parameter Name	Type	Provisioning Type	Default Value	Description
Enable Playing RB Tone On Transfer Success	Enum: Disable(0), Enable(1)	Instant	0	Play RB tone on transfer success Mib name: tonesPlayRBToneXferSuccess INI Name: PLAYRBTONEONXFER Profile name: Digital SIP DTMF And Supplementary Profile
Screening Indicator To IP	Enum: NotOverwritten(-1), UserProvided(0), UserPassed(1), UserFailed(2), NetworkProvided(3)	Instant	-1	Override screening indicator value in Setup messages to IP Mib name: screeningIndicators2Ip INI Name: SCREENINGIND2IP Profile name: Digital SIP DTMF And Supplementary Profile
Screening Indicator To ISDN	Enum: NotOverwritten(-1), UserProvided(0), UserPassed(1), UserFailed(2), NetworkProvided(3)	Instant	0	Override screening indicator value in Setup messages to ISDN Mib name: screeningIndicators2ISDN INI Name: SCREENINGIND2ISDN Profile name: Digital SIP DTMF And Supplementary Profile
Enable Comfort Tone	Enum: Disable(0), Enable(1)	Instant	0	Enable Comfort Tone for playing a patience comfort tone between Invite and 18x response. [0] - Disabled [1] - Enabled. Comfort Tone will be played. Mib name: tonesEnableComfortTone INI Name: ENABLECOMFORTTONE Profile name: Digital SIP DTMF And Supplementary Profile
First Call Ring Back Tone ID	Integer -1-1000	Instant	-1	The index of the first Call RB tone in the call-progress tones file Mib name: tonesFirstCallIRBTId INI Name: FIRSTCALLRBTID Profile name: Digital SIP DTMF And Supplementary Profile
Precedence Ringing Type	Integer -1-16	Instant	-1	The index of the first Call RB tone in the call-progress tones file Mib name: tonesPrecedenceRingingType INI Name: PRECEDENCERINGINGTYPE Profile name: Digital SIP DTMF And Supplementary Profile



Parameter Name	Type	Provisioning Type	Default Value	Description
Cut Through Time For Reorder Tone	Integer 0-30	Instant	0	Duration of reorder tone played after release from IP side for CutThrough application Mib name: tonesCutThroughTimeForReorderTone INI Name: CUTTHROUGHTIMEFORREORDER TONE Profile name: Digital SIP DTMF And Supplementary Profile

## 2.18 Frame: Global Settings

### 2.18.1 Tab: General Settings

Frame: Global Settings, Tab: General Settings

Parameter Name	Type	Provisioning Type	Default Value	Description
B Channel Alarms	Enum: disable(0), enable(1)	Offline	0	When set to 1 B-Channels Alarms will be sent. Mib name: acTrunkGlobalBChannelAlarms INI Name: BCHANNELALARMS Profile name: Global Settings Profile

## 2.19 Frame: IP Group Provisioning

### 2.19.1 Tab: IP Group

Frame: IP Group Provisioning, Tab: IP Group

Parameter Name	Type	Provisioning Type	Default Value	Description
IP Group Type	Enum: server(0), user(1), gateway(2)	Instant	0	GwApp IP Group Table Mib name: ipGroupType INI Name: IPGROUP_TYPE Profile name: Not Profiled
IP Group Description	String Up to 29 chars.	Instant		GwApp IP Group Table Mib name: ipGroupDescription INI Name: IPGROUP_DESCRIPTION Profile name: Not Profiled
IP Group Proxy Set Id	Integer -1-5	Instant	-1	GwApp IP Group Table Mib name: ipGroupProxySetId INI Name: IPGROUP_PROXYSETID Profile name: Not Profiled
IP Group SIP Group Name	String Up to 49 chars.	Instant		GwApp IP Group Table Mib name: ipGroupSIPGroupName INI Name: IPGROUP_SIPGROUPNAME Profile name: Not Profiled
IP Group Contact User	String Up to 50 chars.	Instant		GwApp IP Group Table Mib name: ipGroupContactUser INI Name: IPGROUP_CONTACTUSER Profile name: Not Profiled
IP Group Enable Survivability	Enum: disable(0), enableIfNecessary(1), alwaysEnable(2), alwaysTerminateRegister(3)	Instant	0	GwApp IP Group Table Mib name: ipGroupEnableSurvivability INI Name: IPGROUP_ENABLESURVIVABILITY Profile name: Not Profiled
IP Group Serving IP Group	Integer -1-31	Instant	-1	GwApp IP Group Table Mib name: ipGroupServingIPGroup INI Name: IPGROUP_SERVINGIPGROUP Profile name: Not Profiled
IP Group Sip Re Routing Mode	Enum: NotConfigured(-1), Standard(0), Proxy(1), RoutingTable(2)	Instant	-1	GwApp IP Group Table Mib name: ipGroupSipReRoutingMode INI Name: IPGROUP_SIPREROUTINGMODE Profile name: Not Profiled

Parameter Name	Type	Provisioning Type	Default Value	Description
IP Group ProfileId	Integer 0-9	Instant	0	Mib name: ipGroupProfileId INI Name: IPGROUP_PROFILEID Profile name: Not Profiled
IP Group Media Realm	String Up to 39 chars.	Instant		Mib name: ipGroupMediaRealm INI Name: IPGROUP_MEDIAREALM Profile name: Not Profiled
Max Num Of Registered Users	Integer -1-3000	Instant	-1	Max Number Of Registered Users. MP1xx - 25 M1K - 200 M2K - 250 M3K - 3000 Mib name: ipGroupMaxNumOfRegUsers INI Name: IPGROUP_MAXNUMOFREGUSERS Profile name: Not Profiled
Registration Mode	Enum: UserInitiatesRegistrations(0), sbcInitiatesRegistrations(1), NoRegistrationsNeeded(2)	Instant	0	GwApp IP Group Table Registration Mode. 0 - User initiates registrations (default) 1 - SBC initiate registrations (works only with user info file) 2 - No registrations needed (users will be inserted to DB in active state). Can be used for the scenario, here the SBC authenticates (as server) the incoming INVITE requests from the users. Mib name: ipGroupRegistrationMode INI Name: IPGROUP_REGISTRATIONMODE Profile name: Not Profiled
Authentication Mode	Enum: UserAuthenticates(0), sbcAuthenticatesAsClient(1), SbcAuthenticatesAsServer(2)	Instant	0	GwApp IP Group Table Authentication mode Mib name: ipGroupAuthenticationMode INI Name: IPGROUP_AUTHENTICATIONMODE Profile name: Not Profiled
Method List	String Up to 255 chars.	Instant		List of methods separated by " that this IP group will challenge. Mib name: ipGroupMethodList INI Name: IPGROUP_METHODLIST Profile name: Not Profiled
SRD	Integer 0-32	Online	0	SRD Index Mib name: ipGroupSRD INI Name: IPGROUP_SRD Profile name: Not Profiled

Parameter Name	Type	Provisioning Type	Default Value	Description
Enable SBC Client Forking	Enum: no(0), yes(1)	Instant	0	Is set to yes, the SBC will fork INVITE messages (if available) and will create up to 5 separate Sip outgoing legs Mib name: ipGroupEnableSBCCClientForking INI Name: IPGROUP_ENABLESBCCCLIENTFOR KING Profile name: Not Profiled
Src Uri Input	Enum: NotConfigured(-1), FROM(0), TO(1), RequestURI(2), PAssertedFirstHeader(3), PAssertedSecondHeader(4), Ppreferred(5), Route(6), Diversion(7), HistoryInfo(8), PAssociatedURI(9), PcalledPartyID(10), Contact(11)	Instant	-1	Configured the source URI input, used in the Classify-Manipulate-Route process in SBC. Mib name: ipGroupSrcUriInput INI Name: IPGROUP_SOURCEURIINPUT Profile name: Not Profiled
Dst Uri Input	Enum: NotConfigured(-1), FROM(0), TO(1), RequestURI(2), PAssertedFirstHeader(3), PAssertedSecondHeader(4), Ppreferred(5), Route(6), Diversion(7), HistoryInfo(8), PAssociatedURI(9), PcalledPartyID(10), Contact(11)	Instant	-1	Configured the destination URI input, used in the Classify-Manipulate-Route process in SBC. Mib name: ipGroupDstUriInput INI Name: IPGROUP_DESTURIINPUT Profile name: Not Profiled

## 2.20 Frame: IP Interface Settings

### 2.20.1 Tab: IP Interface Settings

Frame: IP Interface Settings, Tab: IP Interface Settings

Parameter Name	Type	Provisioning Type	Default Value	Description
Application Types	Enum: oam(0), media(1), control(2), oamAndMedia(3), oamAndControl(4), mediaAndControl(5), oamAndMediaAndControl(6), maintenance(99)	Offline	0	The type assigned to the interface. Mib name: acSysInterfaceApplicationTypes INI Name: INTERFACETABLE_APPLICATIONTYPES Profile name: Not Profiled
Interface Mode	Enum: IPv6PrefixManual(3), IPv6Manual(4), IPv4Manual(10)	Offline	0	Interface configuration mode. Mib name: acSysInterfaceMode INI Name: INTERFACETABLE_INTERFACEMODE Profile name: Not Profiled
IP Address	String Up to 45 chars.	Online		IP Address (can be either IPv4 or IPv6) for this interface. Mib name: acSysInterfaceIPAddress INI Name: INTERFACETABLE_IPADDRESS Profile name: Not Profiled
Prefix Length	Integer 0-128	Offline	0	The number of bits in this interface's netmask. Mib name: acSysInterfacePrefixLength INI Name: INTERFACETABLE_PREFIXLENGTH Profile name: Not Profiled
Gateway	String Up to 45 chars.	Offline		Default Gateway. Filled in one row only. 0 in others Mib name: acSysInterfaceGateway INI Name: INTERFACETABLE_GATEWAY Profile name: Not Profiled
VLAN ID	Integer 0-4094	Offline	0	VLAN ID of this interface. Mib name: acSysInterfaceVlanID INI Name: INTERFACETABLE_VLANID Profile name: Not Profiled
Interface Name	String Up to 16 chars.	Offline		a 16 character string of this interface's name. Mib name: acSysInterfaceName INI Name: INTERFACETABLE_INTERFACENAME Profile name: Not Profiled

Parameter Name	Type	Provisioning Type	Default Value	Description
Primary DNS Server IP Address	String Up to 45 chars.	Online		Primary DNS server IP address Mib name: acSysInterfacePrimaryDNSServerIPAddress INI Name: INTERFACETABLE_PRIMARYDNSSERVERIPADDRESS Profile name: Not Profiled
Secondary DNS Server IP Address	String Up to 45 chars.	Online		Secondary DNS server IP address Mib name: acSysInterfaceSecondaryDNSServerIPAddresses INI Name: INTERFACETABLE_SECONDARYDNSSERVERIPADDRESS Profile name: Not Profiled

## 2.21 Frame: LDAP Provisioning

### 2.21.1 Tab: LDAP Settings

Frame: LDAP Provisioning, Tab: LDAP Settings

Parameter Name	Type	Provisioning Type	Default Value	Description
Server Mode	Enum: notApplicable(0), connectionBroken(1), connecting(2), connected(3)	Read-Only	0	LDAP server status. Mib name: acSysLDAPStatusServerMode Profile name: Not Profiled
Server Ip	IPAddress	Online		This parameter defines the IP address in dotted format notation. e.g., 192.10.1.255 Range = Legal IP address Mib name: acSysLDAPServerIp INI Name: LDAPSERVERIP Profile name: Digital SIP Advance Profile
Server Port	Integer 0-65535	Online	389	Defines the port number for the LDAP server. Range = Valid port number Mib name: acSysLDAPServerPort INI Name: LDAPSERVERPORT Profile name: Digital SIP Advance Profile
Server Max Respond Time	Integer 0-86400	Instant	3000	Defines the period of time the module will wait for LDAP server response (seconds) Mib name: acSysLDAPServerMaxRespondTime INI Name: LDAPSERVERMAXRESPONDTIME Profile name: Digital SIP Advance Profile

Parameter Name	Type	Provisioning Type	Default Value	Description
Server Domain Name	String Up to 255 chars.	Online		This parameter is used to indicate the name of LDAP server. Mib name: acSysLDAPServerDomainName INI Name: LDAPSERVERDOMAINNAME Profile name: Digital SIP Advance Profile
Search DN	String Up to 255 chars.	Online		This parameter is used to indicate the search DN for LDAP search request Mib name: acSysLDAPSearchDN INI Name: LDAPSEARCHDN Profile name: Digital SIP Advance Profile
Password	String	Online	255	This parameter is used to indicate the user password of LDAP server. Mib name: acSysLDAPPassword INI Name: LDAPPASSWORD Profile name: Digital SIP Advance Profile
Bind DN	String Up to 255 chars.	Online		This parameter is used to indicate the of LDAP server bind DN Mib name: acSysLDAPBindDN INI Name: LDAPBINDDN Profile name: Digital SIP Advance Profile
LDAP Private Attr Name	String Up to 49 chars.	Instant		The name of the attribute which represents the user Private number in the Microsoft AD data base. Mib name: miscLDAPPrivateAttrName INI Name: MSLDAPPRIVATENUMATTRIBUTENAME Profile name: Digital SIP Advance Profile
LDAP Primary Key	String Up to 49 chars.	Instant		The name of the query primary key in the Microsoft AD data base. Mib name: miscLDAPPrimaryKey INI Name: MSLDAPPRIMARYKEY Profile name: Digital SIP Advance Profile
LDAP Secondary Key	String Up to 49 chars.	Instant		The name of the query secondary key in the Microsoft AD data base. Mib name: miscLDAPSecondaryKey INI Name: MSLDAPSECONDARYKEY Profile name: Digital SIP Advance Profile
LDAP Cache				
Cache Enable	Enum: Disable(0), Enable(1)	Offline	0	Enables/Disable using the cashe in LDAP.  0- disable (default) 1 - enable Mib name: acSysLDAPCacheEnable INI Name: LDAPCACHEENABLE Profile name: Digital SIP Advance Profile
Cache Entry Timeout	Integer 0-2147483647	Online	1200	The time (in seconds) that an entry in the LDAP cache is valid. Mib name: acSysLDAPCacheEntryTimeout INI Name: LDAPCACHEENTRYTIMEOUT Profile name: Digital SIP Advance Profile

Parameter Name	Type	Provisioning Type	Default Value	Description
Cache Entry Removal Timeout	Integer 0-2147483647	Online	0	The time (in seconds) that an entry in the LDAP cache is removed from cache. Mib name: acSysLDAPCacheEntryRemovalTimeout INI Name: LDAPCACHEENTRYREMOVALTIMEOUT Profile name: Digital SIP Advance Profile
LDAP Attributes				
OCS Number LDAP Attribute Name	String Up to 48 chars.	Instant		The name of the attribute which represents the user OCS number in the Microsoft AD data base Mib name: miscLDAPocsNumberAttributeName INI Name: MSLDAPOCSNUMATTRIBUTENAME Profile name: Digital SIP Advance Profile
PBX Number LDAP Attribute Name	String Up to 48 chars.	Instant		The name of the attribute which represents the user PBX number in the Microsoft AD data base Mib name: miscLDAPpbxNumberAttributeName INI Name: MSLDAPPBXNUMATTRIBUTENAME Profile name: Digital SIP Advance Profile
Mobile Number LDAP Attribute Name	String Up to 48 chars.	Instant		The name of the attribute which represents the user Mobile number in the Microsoft AD data base Mib name: miscLDAPMobileNumberAttributeName INI Name: MSLDAPMOBILENUMATTRIBUTENAME Profile name: Digital SIP Advance Profile



## 2.22 Frame: Manipulations Provisioning

### 2.22.1 Tab: General Setting

Frame: Manipulations Provisioning, Tab: General Setting

Parameter Name	Type	Provisioning Type	Default Value	Description
Remove Prefix	Enum: No(0), Yes(1)	Instant	0	Remove prefix defined in IP to Trunk Group table (IP to Tel calls) Mib name: manipulationRemovePrefix INI Name: REMOVEPREFIX Profile name: Not Profiled
Add Trunk Group ID As Prefix	Enum: No(0), Yes(1)	Instant	0	Add Trunk Group ID on which the call was received as the called number prefix Mib name: manipulationAddTrunkGroupAsPrefix INI Name: ADDTRUNKGROUPASPREFIX Profile name: Not Profiled
Add Trunk Group As Prefix To Source	Enum: No(0), Yes(1)	Instant	0	Add Trunk Group ID on which the call was received as the calling number prefix Mib name: manipulationAddTrunkGroupAsPrefixToSource INI Name: ADDTRUNKGROUPASPREFIXTOSOURCE Profile name: Not Profiled
Add Port ID As Prefix	Enum: No(0), Yes(1)	Instant	0	Add port number (Analog gateway) / Trunk ID (Digital gateway) as called number prefix Mib name: manipulationAddPortAsPrefix INI Name: ADDPORTASPREFIX Profile name: Not Profiled
Replace Empty Dst With Port Number	Enum: Disable(0), Enable(1)	Instant	0	Replace empty destination number (received from Tel side) with port number Mib name: manipulationReplaceEmptyDstWithPortNumber INI Name: REPLACEEMPTYDSTWITHPORTNUMBER Profile name: Not Profiled
Use Source Number As Display Name	Enum: Disable (0), Enable (1), Overwrite(2), Original(3)	Instant	0	if set to 1 Use source number as display name if empty. if set to 2 always use source number as display name . if set to 3 use the source number before manipulation, if empty. Mib name: manipulationUseSourceNumberAsDisplayName INI Name: USESOURCENUMBERASDISPLAYNAME Profile name: Not Profiled

Parameter Name	Type	Provisioning Type	Default Value	Description
Add NPI And TON As Prefix To Called Number	Enum: Disable(0), Enable(1)	Instant	0	Add NPI and TON as prefix to called number Mib name: manipulationAddNPIandTON2CalledNumber INI Name: ADDNPIANDTON2CALLEDNUMBER Profile name: Not Profiled
Add NPI And TON As Prefix To Calling Number	Enum: Disable(0), Enable(1)	Instant	0	Add NPI and TON as prefix to calling number Mib name: manipulationAddNPIandTON2CallingNumber INI Name: ADDNPIANDTON2CALLINGNUMBER Profile name: Not Profiled
Use Display Name As Source Number	Enum: Disable(0), Enable(1)	Instant	0	when set to 1 then If display name exists, use it as source number. If not, set presentation as restricted Mib name: manipulationUseDisplayNameAsSourceNumber INI Name: USEDISPLAYNAMEASSOURCENUMBER Profile name: Not Profiled
Add Prefix To Redirect Number	String Up to 7 chars.	Instant		Prefix which added to redirect phone number Mib name: manipulationAddPrefixToRedirectNumber INI Name: PREFIX2REDIRECTNUMBER Profile name: Not Profiled
Add Phone Context As Prefix	Enum: No(0), Yes(1)	Instant	0	add the phone context to src/dest phone number as prefix Mib name: manipulationAddPhoneContextAsPrefix INI Name: ADDPHONECONTEXTASPREFIX Profile name: Not Profiled
Blind Transfer Add Prefix	Enum: Disable(0), Enable(1)	Instant	0	Add keying sequence for performing blind transfer as transfer number prefix Mib name: manipulationBlindTransferAddPrefix INI Name: KEYBLINDTRANSFERADDPREFIX Profile name: Not Profiled
Copy Dest to Redirect Number	Enum: Disable(0), AfterManipulation(1), BeforeManipulation(2)	Instant	0	0 - Redirect N not affected,1- Called N after manipulation from TEL2IP call will also be used as Redirect N,2 - the Called N before manipulation - as Redirect N Mib name: digitalGWextCopyDest2RedirectNumber INI Name: COPYDEST2REDIRECTNUMBER Profile name: Not Profiled

Parameter Name	Type	Provisioning Type	Default Value	Description
Source Manipulation Mode	Enum: fromAndPai(0), fromOnly(1)	Instant	0	Describes the headers containing source number after manipulation: (0) both FROM and P-Asserted contain src number after manipulations (1) only FROM contains src number after manipulation Mib name: manipulationSourceMode INI Name: SOURCEMANIPULATIONMODE Profile name: Not Profiled
Set Tel To Ip Redirect Reason	Enum: notConfigured(-1), unknown(0), bust(1), noReply(2), networkBusy(3), deflection(4), dTEOutOfOrder(9), forwardingDTE(10), transfer(13), pickUp(14), systematicOrUnconditional(15)	Instant	-1	If redirect (diversion) data is received from the PSTN interface, the redirect reason is set to the value of this parameter, before transferring it to the IP. default value is -1 --> not change the received value.  Mib name: manipulationSetTel2IpRedirectReason INI Name: SETTEL2IPREDIRECTREASON Profile name: Not Profiled
Set Ip To Tel Redirect Reason	Enum: notConfigured(-1), unknown(0), bust(1), noReply(2), networkBusy(3), deflection(4), dTEOutOfOrder(9), forwardingDTE(10), transfer(13), pickUp(14), systematicOrUnconditional(15)	Instant	-1	If redirect (diversion) data is received from the IP side, the redirect reason is set to the value of this parameter, before transferring it to the PSTN interface. default value is -1 --> not change the received value.  Mib name: manipulationSetIp2TelRedirectReason INI Name: SETIP2TELREDIRECTREASON Profile name: Not Profiled
Set Ip To Tel Redirect Screening Indicator	Enum: notConfigured(-1), userProvided(0), userPassed(1), userFailed(2), networkProvided(3)	Instant	-1	Override screening indicator value of the redirect number in Setup messages to PSTN interface Mib name: manipulationSetIp2TelRedirectScreeningIndicator INI Name: SETIP2TELREDIRECTSCREENINGIND Profile name: Not Profiled

Parameter Name	Type	Provisioning Type	Default Value	Description
Tel To IP Source Number Mapping Dial Plan Mode	Enum: reserved(0), replaced(1)	Instant	0	Tel to IP Source Number Mapping Dial Plan Mode - reserved or replaced Mib name: miscTel2IPSourceNumberMappingDialPlanMode INI Name: TEL2IPSOURCENUMBERMAPPINGDIALPLANMODE Profile name: Not Profiled
Perform Additional IP2TEL Source Manipulation	Enum: Disable(0), Enable(1)	Instant	0	Perform Additional IP2TEL Source Manipulation Mib name: sipMiscPerformAdditionalIP2TELSourceManipulation INI Name: PERFORMADDITIONALIP2TELSOURCEMANIPULATION Profile name: Not Profiled
Perform Additional IP2TEL Destination Manipulation	Enum: Disable(0), Enable(1)	Instant	0	Perform Additional IP2TEL Destination Manipulation Mib name: sipMiscPerformAdditionalIP2TELDestinationManipulation INI Name: PERFORMADDITIONALIP2TELDESTINATIONMANIPULATION Profile name: Not Profiled
Tel to IP Default Redirect Reason	Enum: NotConfigured(-1), Busy(1), NoReply(2), Deflection(4), dteOutOfOrder(9), SystematicUnconditional(15)	Instant	-1	Tel2IP Default Redirect Reason when PSTN Redirect Reason is missing or unknown. default value is -1 - no change in the received value.  Mib name: manipulationTel2IPDefaultRedirectReason INI Name: TEL2IPDEFAULTREDIRECTREASON Profile name: Not Profiled
Add NPI and TON to Redirect Number	Enum: No(0), Yes(1)	Instant	0	Add NPI and TON as prefix to redirect number Mib name: manipulationAddNPIandTON2RedirectNumber INI Name: ADDNPIANDTON2REDIRECTNUMBER Profile name: Not Profiled

## 2.22.2 Tab: Destination IP to Tel

Frame: Manipulations Provisioning, Tab: Destination IP to Tel

Parameter Name	Type	Provisioning Type	Default Value	Description
Index	Integer 0-99	NA	0	Destination number, starting at 0. Mib name: dstIP2TELIndex INI Name: NUMBERMAIP2TEL_INDEX Profile name: Not Profiled
Status	Enum: Active(1), NotInService(2), NotReady(3), CreateAndGo(4), CreateAndWait(5), Destroy(6)	NA	3	Row-Status Textual Conventions as defined in RFC 2579: Textual Conventions for SMIv2 Mib name: dstIP2TELRowStatus Profile name: Not Profiled
Destination Prefix	String Up to 100 chars.	Instant		Mib name: dstIP2TELPrefix INI Name: NUMBERMAIP2TEL_DESTINATIONPREFIX Profile name: Not Profiled
Source Prefix	String Up to 100 chars.	Instant		Source Prefix Mib name: dstIP2TELSourcePrefix INI Name: NUMBERMAIP2TEL_SOURCEPREFIX Profile name: Not Profiled
Source IP Address	String Up to 16 chars.	Instant		Source IP Mib name: dstIP2TELSourceIP INI Name: NUMBERMAIP2TEL_SOURCEADDRESS Profile name: Not Profiled
Stripped Digits From Left	Integer 0-211	Instant	0	Num of stripped digits, Remove from left. Mib name: dstIP2TELNumOfStrippedDigits INI Name: NUMBERMAIP2TEL_REMOVEFROMLEFT Profile name: Not Profiled
Stripped Digits From Right	Integer 0-211	Instant	0	Num Of digits To Remove from Right. Mib name: dstIP2TELNumOfDigitsToRemFromRight INI Name: NUMBERMAIP2TEL_REMOVEFROMRIGHT Profile name: Not Profiled
Prefix To Add	String Up to 49 chars.	Instant		Prefix to Add Mib name: dstIP2TELPrefixToAdd INI Name: NUMBERMAIP2TEL_PREFIX2ADD Profile name: Not Profiled

Parameter Name	Type	Provisioning Type	Default Value	Description
Suffix To Add	String Up to 49 chars.	Instant		Suffix To Add Mib name: dstIP2TELSuffix2Add INI Name: NUMBERMAIP2TEL_SUFFIX2ADD Profile name: Not Profiled
Number Of Digits To Leave	Integer 0-255	Instant	0	Number of digits to leave Mib name: dstIP2TELNumOfDigitsToLeave INI Name: NUMBERMAIP2TEL_LEAVEFROMRIGHT Profile name: Not Profiled
Number Plan	Enum: Unknown(0), E164Public(1), Private(9), NotConfigured(255)	Instant	0	Number Plan Mib name: dstIP2TELNumberPlan INI Name: NUMBERMAIP2TEL_NUMBERPLAN Profile name: Not Profiled
Number Type	Enum: Unknown(0), International-Level2Regional(1), National-Level1Regional(2), NetworkSpecific- NetworkPISN(3), Subscriber-Level0Regional(4), Abbreviated(6), NotConfigured(255)	Instant	0	Number Type Mib name: dstIP2TELNumberType INI Name: NUMBERMAIP2TEL_NUMBERTYPE Profile name: Not Profiled
Is Presentation Restricted	Integer 0-255	Instant	255	Is Presentation Restricted Mib name: dstIP2TELIsPresentationRestricted INI Name: NUMBERMAIP2TEL_ISPRESENTATIONRESTRICTED Profile name: Not Profiled
Source Host	String Up to 50 chars.	Instant		Source Host Prefix Mib name: dstIP2TELSrcHost INI Name: NUMBERMAIP2TEL_SRCHOST Profile name: Not Profiled
Destination Host	String Up to 50 chars.	Instant		Destination Host Prefix Mib name: dstIP2TELDstHost INI Name: NUMBERMAIP2TEL_DESTHOST Profile name: Not Profiled

### 2.22.3 Tab: Destination Tel to IP

Frame: Manipulations Provisioning, Tab: Destination Tel to IP

Parameter Name	Type	Provisioning Type	Default Value	Description
Index	Integer 0-119	NA	0	Destination number, starting at 0. Mib name: dstTEL2IPIndex INI Name: NUMBERMAPTEL2IP_INDEX Profile name: Not Profiled
Status	Enum: Active(1), NotInService(2), NotReady(3), CreateAndGo(4), CreateAndWait(5), Destroy(6)	NA	3	Row-Status Textual Conventions as defined in RFC 2579: Textual Conventions for SMIv2 Mib name: dstTEL2IPRowStatus Profile name: Not Profiled
Source Trunk Group ID	Integer -1-99	Instant	-1	GwApp Tel-to-IP Destination Phone Number Manipulation Rules Table Mib name: dstTEL2IPSourceTrunkGroupID INI Name: NUMBERMAPTEL2IP_SRCTRUNKGROUPID Profile name: Not Profiled
Destination Prefix	String Up to 100 chars.	Instant		Mib name: dstTEL2IPPrefix INI Name: NUMBERMAPTEL2IP_DESTINATIONPREFIX Profile name: Not Profiled
Source Prefix	String Up to 100 chars.	Instant		Mib name: dstTEL2IPSourcePrefix INI Name: NUMBERMAPTEL2IP_SOURCEPREFIX Profile name: Not Profiled
Stripped Digits From Left	Integer 0-211	Instant	0	Num of stripped digits Mib name: dstTEL2IPNumOfStrippedDigits INI Name: NUMBERMAPTEL2IP_REMOVEFROMLEFT Profile name: Not Profiled
Stripped Digits From Right	Integer 0-211	Instant	0	Num Of digits To Remove from Right. Mib name: dstTEL2IPNumOfDigitsToRemFromRight INI Name: NUMBERMAPTEL2IP_REMOVEFROMRIGHT Profile name: Not Profiled
Prefix To Add	String Up to 49 chars.	Instant		Prefix to Add Mib name: dstTEL2IPPrefixToAdd INI Name: NUMBERMAPTEL2IP_PREFIX2ADD Profile name: Not Profiled

Parameter Name	Type	Provisioning Type	Default Value	Description
Suffix To Add	String Up to 49 chars.	Instant		Suffix To Add Mib name: dstTEL2IPSuffix2Add INI Name: NUMBERMAPTEL2IP_SUFFIX2ADD Profile name: Not Profiled
Number Of Digits To Leave	Integer 0-255	Instant	0	Number of digits to leave Mib name: dstTEL2IPNumOfDigitsToLeave INI Name: NUMBERMAPTEL2IP_LEAVEFROMRIGHT Profile name: Not Profiled
Source IP Address	String Up to 15 chars.	Instant	*	Source Address Mib name: dstTEL2IPSourceIPAddress INI Name: NUMBERMAPTEL2IP_SOURCEADDRESS Profile name: Not Profiled
Source IP Group ID	Integer -1-31	Instant	-1	GwApp Tel-to-IP Destination Phone Number Manipulation Rules Table Mib name: dstTEL2IPSourceIPGroupID INI Name: NUMBERMAPTEL2IP_SRCIPGROUPID Profile name: Not Profiled
Is Presentation Restricted	Integer 0-255	Instant	255	Is Presentation Restricted Mib name: dstTEL2IPIsPresentationRestricted INI Name: NUMBERMAPTEL2IP_ISPRESENTATIONRESTRICTED Profile name: Not Profiled
Dst Ip Group Id	Integer -1-31	Instant	-1	Dst Ip Group Id. Mib name: dstTEL2IPDstIpGrpId INI Name: NUMBERMAPTEL2IP_DESTIPGROUPID Profile name: Not Profiled



## 2.22.4 Tab: Source IP to Tel

Frame: Manipulations Provisioning, Tab: Source IP to Tel

Parameter Name	Type	Provisioning Type	Default Value	Description
Index	Integer 0-19	NA	0	Source number, starting at 0. Mib name: srclP2TELIndex INI Name: SOURCENUMBERMAPIP2TEL_INDEX Profile name: Not Profiled
Status	Enum: Active(1), NotInService(2), NotReady(3), CreateAndGo(4), CreateAndWait(5), Destroy(6)	NA	3	Row-Status Textual Conventions as defined in RFC 2579: Textual Conventions for SMIv2 Mib name: srclP2TELRowStatus Profile name: Not Profiled
Destination Prefix	String Up to 100 chars.	Instant		Mib name: srclP2TELDestPrefix INI Name: SOURCENUMBERMAPIP2TEL_DESTINATIONPREFIX Profile name: Not Profiled
Source Prefix	String Up to 100 chars.	Instant		Mib name: srclP2TELPrefix INI Name: SOURCENUMBERMAPIP2TEL_SOURCEPREFIX Profile name: Not Profiled
Source IP Address	String Up to 15 chars.	Instant	*	Source Address Mib name: srclP2TELSourceIPAddress INI Name: SOURCENUMBERMAPIP2TEL_SOURCEADDRESS Profile name: Not Profiled
Stripped Digits From Left	Integer 0-211	Instant	0	Num of stripped digits Mib name: srclP2TELNumOfStrippedDigits INI Name: SOURCENUMBERMAPIP2TEL_REMOVEFROMLEFT Profile name: Not Profiled
Stripped Digits From Right	Integer 0-211	Instant	0	Num Of digits To Remove from Right. Mib name: srclP2TELNumOfDigitsToRemFromRight INI Name: SOURCENUMBERMAPIP2TEL_REMOVEFROMRIGHT Profile name: Not Profiled

Parameter Name	Type	Provisioning Type	Default Value	Description
Prefix To Add	String Up to 49 chars.	Instant		Prefix to Add Mib name: srcIP2TELPrefixToAdd INI Name: SOURCENUMBERMAPIP2TEL_PREFIX2ADD Profile name: Not Profiled
Suffix To Add	String Up to 49 chars.	Instant		Suffix To Add Mib name: srcIP2TELSuffix2Add INI Name: SOURCENUMBERMAPIP2TEL_SUFFIX2ADD Profile name: Not Profiled
Number Of Digits To Leave	Integer 0-255	Instant	0	Number of digits to leave Mib name: srcIP2TELNumOfDigitsToLeave INI Name: SOURCENUMBERMAPIP2TEL_LEAVEFROMRIGHT Profile name: Not Profiled
Number Plan	Enum: Unknown(0), E164Public(1), Private(9), NotConfigured(255)	Instant	0	Number Plan Mib name: srcIP2TELNumberPlan INI Name: SOURCENUMBERMAPIP2TEL_NUMBERPLAN Profile name: Not Profiled
Number Type	Enum: Unknown(0), International- Level2Regional(1), National- Level1Regional(2), NetworkSpecific- NetworkPISN(3), Subscriber- Level0Regional(4), Abbreviated(6), NotConfigured(255)	Instant	0	Number Type Mib name: srcIP2TELNumberType INI Name: SOURCENUMBERMAPIP2TEL_NUMBERTYPE Profile name: Not Profiled
Presentation	Enum: NotBlocked(0), Blocked(1), NotConfigured(255)	Instant	255	Presentation Mib name: srcIP2TELPresentation INI Name: SOURCENUMBERMAPIP2TEL_ISPRESENTATIONRESTRICTED Profile name: Not Profiled

Parameter Name	Type	Provisioning Type	Default Value	Description
Source Host	String Up to 50 chars.	Instant		Source Host Prefix Mib name: srcIP2TELSrcHost INI Name: SOURCENUMBERMAPIP2TEL_SRCHOST Profile name: Not Profiled
Destination Host	String Up to 50 chars.	Instant		Destination Host Prefix Mib name: srcIP2TELDstHost INI Name: SOURCENUMBERMAPIP2TEL_DESTHOST Profile name: Not Profiled

### 2.22.5 Tab: Source Tel to IP

#### Frame: Manipulations Provisioning, Tab: Source Tel to IP

Parameter Name	Type	Provisioning Type	Default Value	Description
Index	Integer 0-119	NA	0	Source number, starting at 0. Mib name: srcTEL2IPIndex INI Name: SOURCENUMBERMAPTEL2IP_INDEX Profile name: Not Profiled
Status	Enum: Active(1), NotInService(2), NotReady(3), CreateAndGo(4), CreateAndWait(5), Destroy(6)	NA	3	Row-Status Textual Conventions as defined in RFC 2579: Textual Conventions for SMIv2 Mib name: srcTEL2IPRowStatus Profile name: Not Profiled
Source Trunk Group ID	Integer -1-99	Instant	-1	GwApp IP-toTel Destination Phone Number Manipulation Rules Table Mib name: srcTEL2IPSourceTrunkGroupID INI Name: NUMBERMAPIP2TEL_SRCTRUNKGROUPID Profile name: Not Profiled
Source IP Group ID	Integer -1-31	Instant	-1	GwApp IP-toTel Destination Phone Number Manipulation Rules Table Mib name: srcTEL2IPSourceIPGroupID INI Name: NUMBERMAPIP2TEL_SRCIPGROUPID Profile name: Not Profiled
Destination Prefix	String Up to 100 chars.	Instant		Mib name: srcTEL2IPDestPrefix INI Name: SOURCENUMBERMAPTEL2IP_DESTINATIONPREFIX Profile name: Not Profiled

Parameter Name	Type	Provisioning Type	Default Value	Description
Source Prefix	String Up to 100 chars.	Instant		Mib name: srcTEL2IPPrefix INI Name: SOURCENUMBERMAPTEL2IP_SOURCEPREFIX Profile name: Not Profiled
Stripped Digits From Left	Integer 0-211	Instant	0	Num of stripped digits, Remove from left. Mib name: srcTEL2IPNumOfStrippedDigits INI Name: SOURCENUMBERMAPTEL2IP_REMOVEFROMLEFT Profile name: Not Profiled
Stripped Digits From Right	Integer 0-211	Instant	0	Num Of digits To Remove from Right. Mib name: srcTEL2IPNumOfDigitsToRemFromRight INI Name: SOURCENUMBERMAPTEL2IP_REMOVEFROMRIGHT Profile name: Not Profiled
Prefix To Add	String Up to 49 chars.	Instant		Prefix to Add Mib name: srcTEL2IPPrefixToAdd INI Name: SOURCENUMBERMAPTEL2IP_PREFIX2ADD Profile name: Not Profiled
Suffix To Add	String Up to 49 chars.	Instant		Suffix To Add Mib name: srcTEL2IPSuffix2Add INI Name: SOURCENUMBERMAPTEL2IP_SUFFIX2ADD Profile name: Not Profiled
Number Of Digits To Leave	Integer 0-255	Instant	0	Number of digits to leave Mib name: srcTEL2IPNumOfDigitsToLeave INI Name: SOURCENUMBERMAPTEL2IP_LEAVEFROMRIGHT Profile name: Not Profiled
Presentation	Enum: NotBlocked(0), Blocked(1), NotConfigured(255)	Instant	255	Presentation Mib name: srcTEL2IPPresentation INI Name: SOURCENUMBERMAPTEL2IP_ISPRESENTATIONRESTRICTED Profile name: Not Profiled
Is Presentation Restricted	String Up to 15 chars.	Instant	*	Source Address Mib name: srcTEL2IPSourceIPAddress INI Name: SOURCENUMBERMAPTEL2IP_SOURCEADDRESS Profile name: Not Profiled
Source Host	String Up to 50 chars.	Instant		Source Host Prefix Mib name: srcTEL2IPSrcHost INI Name: SOURCENUMBERMAPTEL2IP_SRCHOST Profile name: Not Profiled

## 2.22.6 Tab: Redirect Number Map IP to Tel

Frame: Manipulations Provisioning, Tab: Redirect Number Map Ip to Tel

Parameter Name	Type	Provisioning Type	Default Value	Description
Index	Integer 0-19	NA	0	Entry number, starting at 0. Mib name: redirectNumberMapIp2TelIndex INI Name: REDIRECTNUMBERMAPIP2TEL_INDEX Profile name: Not Profiled
Status	Enum: Active(1), NotInService(2), NotReady(3), CreateAndGo(4), CreateAndWait(5), Destroy(6)	Instant	3	Row-Status Textual Conventions as defined in RFC 2579: Textual Conventions for SMIv2 Mib name: redirectNumberMapIp2TelRowStatus Profile name: Not Profiled
Destination Prefix	String Up to 100 chars.	Instant		Mib name: redirectNumberMapIp2TelDestinationPrefix INI Name: REDIRECTNUMBERMAPIP2TEL_DESTINATIONPREFIX Profile name: Not Profiled
Redirect Prefix	String Up to 100 chars.	Instant		Mib name: redirectNumberMapIp2TelRedirectPrefix INI Name: REDIRECTNUMBERMAPIP2TEL_REDIRECTPREFIX Profile name: Not Profiled
Source Address	String Up to 70 chars.	Instant		Mib name: redirectNumberMapIp2TelSourceAddress INI Name: REDIRECTNUMBERMAPIP2TEL_SOURCEADDRESS Profile name: Not Profiled
Number Type	Enum: NotConfigured(255), Unknown(0), International(1), National(2), NetworkSpecific(3), Subscriber(4), Abbreviated(6)	Instant	0	Mib name: redirectNumberMapIp2TelNumberType INI Name: REDIRECTNUMBERMAPIP2TEL_NUMBERTYPE Profile name: Not Profiled

Parameter Name	Type	Provisioning Type	Default Value	Description
Number Plan	Enum: NotConfigured(255), Unknown(0), E164Public(1), Private(9)	Instant	0	Mib name: redirectNumberMapIp2TelNumberPlan INI Name: REDIRECTNUMBERMAPIP2TEL_NUMBERPLAN Profile name: Not Profiled
Remove From Left	Integer 0-211	Instant	0	Mib name: redirectNumberMapIp2TelRemoveFromLeft INI Name: REDIRECTNUMBERMAPIP2TEL_REMOVEFROMLEFT Profile name: Not Profiled
Remove From Right	Integer 0-211	Instant	0	Mib name: redirectNumberMapIp2TelRemoveFromRight INI Name: REDIRECTNUMBERMAPIP2TEL_REMOVEFROMRIGHT Profile name: Not Profiled
Leave From Right	Integer 0-2147483647	Instant	0	Mib name: redirectNumberMapIp2TelLeaveFromRight INI Name: REDIRECTNUMBERMAPIP2TEL_LEAVEFROMRIGHT Profile name: Not Profiled
Prefix To Add	String Up to 49 chars.	Instant		Mib name: redirectNumberMapIp2TelPrefixToAdd INI Name: REDIRECTNUMBERMAPIP2TEL_PREFIX2ADD Profile name: Not Profiled
Suffix To Add	String Up to 49 chars.	Instant		Mib name: redirectNumberMapIp2TelSuffixToAdd INI Name: REDIRECTNUMBERMAPIP2TEL_SUFFIX2ADD Profile name: Not Profiled
Is Presentation Restricted	Enum: NotConfigured(255), Allowed(0), Restricted(1)	Instant	0	Mib name: redirectNumberMapIp2TellsPresentationRestricted INI Name: REDIRECTNUMBERMAPIP2TEL_ISPRESENTATIONRESTRICTED Profile name: Not Profiled

Parameter Name	Type	Provisioning Type	Default Value	Description
Source Trunk Group ID	Integer -1-99	Instant	-1	Mib name: redirectNumberMapIp2TelSrcTrunkGroupID INI Name: REDIRECTNUMBERMAPIP2TEL_SRCTRUNKGRO UPID Profile name: Not Profiled
Source IP Group ID	Integer -1-31	Instant	-1	Mib name: redirectNumberMapIp2TelSrcIPGroupID INI Name: REDIRECTNUMBERMAPIP2TEL_SRCIPGROUPID Profile name: Not Profiled
Source Host	String Up to 50 chars.	Instant		Source Host Prefix Mib name: redirectNumberMapIp2TelSrcHost INI Name: REDIRECTNUMBERMAPIP2TEL_SRCHOST Profile name: Not Profiled
Destination Host	String Up to 50 chars.	Instant		Destination Host Prefix Mib name: redirectNumberMapIp2TelDstHost INI Name: REDIRECTNUMBERMAPIP2TEL_DESTHOST Profile name: Not Profiled

## 2.22.7 Tab: Redirect Number Map Tel to IP

### Frame: Manipulations Provisioning, Tab: Redirect Number Map Tel to Ip

Parameter Name	Type	Provisioning Type	Default Value	Description
Index	Integer 0-19	NA	0	Entry number, starting at 0. Mib name: redirectNumberMapTel2IpIndex INI Name: REDIRECTNUMBERMAPTEL2IP_INDEX Profile name: Not Profiled
Status	Enum: Active(1), NotInService(2), NotReady(3), CreateAndGo(4), CreateAndWait(5), Destroy(6)	Instant	3	Row-Status Textual Conventions as defined in RFC 2579: Textual Conventions for SMIv2 Mib name: redirectNumberMapTel2IpRowStatus Profile name: Not Profiled
Destination Prefix	String Up to 100 chars.	Instant		Mib name: redirectNumberMapTel2IpDestinationPrefix INI Name: REDIRECTNUMBERMAPTEL2IP_DESTINATIONPREFIX Profile name: Not Profiled
Redirect Prefix	String Up to 100 chars.	Instant		Mib name: redirectNumberMapTel2IpRedirectPrefix INI Name: REDIRECTNUMBERMAPTEL2IP_REDIRECTPREFIX Profile name: Not Profiled
Source Address	String Up to 70 chars.	Instant		Mib name: redirectNumberMapTel2IpSourceAddress INI Name: REDIRECTNUMBERMAPTEL2IP_SOURCEADDRESS Profile name: Not Profiled
Number Type	Integer 0-2147483647	Instant	0	Mib name: redirectNumberMapTel2IpNumberType INI Name: REDIRECTNUMBERMAPTEL2IP_NUMBERTYPE Profile name: Not Profiled
Number Plan	Integer 0-2147483647	Instant	0	Mib name: redirectNumberMapTel2IpNumberPlan INI Name: REDIRECTNUMBERMAPTEL2IP_NUMBERPLAN Profile name: Not Profiled



Parameter Name	Type	Provisioning Type	Default Value	Description
Remove From Left	Integer 0-211	Instant	0	Mib name: redirectNumberMapTel2IpRemoveFromLeft INI Name: REDIRECTNUMBERMAPTEL2IP_REMOVEFROMLEFT Profile name: Not Profiled
Remove From Right	Integer 0-211	Instant	0	Mib name: redirectNumberMapTel2IpRemoveFromRight INI Name: REDIRECTNUMBERMAPTEL2IP_REMOVEFROMRIGHT Profile name: Not Profiled
Leave From Right	Integer 0-2147483647	Instant	0	Mib name: redirectNumberMapTel2IpLeaveFromRight INI Name: REDIRECTNUMBERMAPTEL2IP_LEAVEFROMRIGHT Profile name: Not Profiled
Prefix To Add	String Up to 49 chars.	Instant		Mib name: redirectNumberMapTel2IpPrefixToAdd INI Name: REDIRECTNUMBERMAPTEL2IP_PREFIX2ADD Profile name: Not Profiled
Suffix To Add	String Up to 49 chars.	Instant		Mib name: redirectNumberMapTel2IpSuffixToAdd INI Name: REDIRECTNUMBERMAPTEL2IP_SUFFIX2ADD Profile name: Not Profiled
Is Presentation Restricted	Enum: NotConfigured(255), Allowed(0), Restricted(1)	Instant	0	Mib name: redirectNumberMapTel2IpIsPresentationRestricted INI Name: REDIRECTNUMBERMAPTEL2IP_ISPRESENTATIONRESTRICTED Profile name: Not Profiled
Source Trunk Group ID	Integer -1-99	Instant	-1	Mib name: redirectNumberMapTel2IpSrcTrunkGroupID INI Name: REDIRECTNUMBERMAPTEL2IP_SRCTRUNKGROUPID Profile name: Not Profiled
Source IP Group ID	Integer -1-31	Instant	-1	Mib name: redirectNumberMapTel2IpSrcIPGroupID INI Name: REDIRECTNUMBERMAPTEL2IP_SRCIPGROUPID Profile name: Not Profiled

Parameter Name	Type	Provisioning Type	Default Value	Description
Source Host	String Up to 50 chars.	Instant		Source Host Prefix Mib name: redirectNumberMapTel2IpSrcHost INI Name: REDIRECTNUMBERMAPTEL2IP_SRCHOST Profile name: Not Profiled

## 2.22.8 Tab: Phone Context

Frame: Manipulations Provisioning, Tab: Phone Context

Parameter Name	Type	Provisioning Type	Default Value	Description
Index	Integer 0-19	NA	0	Entry number, starting at 0. Mib name: phoneContextIndex INI Name: PHONECONTEXT_INDEX Profile name: Not Profiled
Status	Enum: Active(1), NotInService(2), NotReady(3), CreateAndGo(4), CreateAndWait(5), Destroy(6)	Instant	3	Row-Status Textual Conventions as defined in RFC 2579: Textual Conventions for SMIv2 Mib name: phoneContextRowStatus Profile name: Not Profiled
NPI	Enum: NotConfigured(255), Unknown(0), E164Public(1), Data(3), Telex(4), National(8), Private(9), ReservedExtension(15)	Instant	255	Number Plan Mib name: phoneContextNPI INI Name: PHONECONTEXT_NPI Profile name: Not Profiled
TON	Enum: NotConfigured(255), Unknown(0), International-Level2Regional(1), National-Level1Regional(2), NetworkSpecific-NetworkPISN(3), Subscriber-Level0Regional(4), Abbreviated(6), ReservedExtension(7)	Instant	255	Number Type Mib name: phoneContextTON INI Name: PHONECONTEXT_TON Profile name: Not Profiled
Phone Context	String Up to 99 chars.	Instant		Phone-Context Mib name: phoneContextPhoneContext INI Name: PHONECONTEXT_CONTEXT Profile name: Not Profiled

## 2.22.9 Tab: SIP to ISDN Cause Mapping

Frame: Manipulations Provisioning, Tab: SIP to ISDN Cause Mapping

Parameter Name	Type	Provisioning Type	Default Value	Description
Index	Integer 0-11	NA	0	Mib name: causeMapSIP2ISDNIndex INI Name: CAUSEMAPSIP2ISDN_INDEX Profile name: Not Profiled
Status	Enum: Active(1), NotInService(2), NotReady(3), CreateAndGo(4), CreateAndWait(5), Destroy(6)	Instant	3	Row-Status Textual Conventions as defined in RFC 2579: Textual Conventions for SMIv2 Mib name: causeMapSIP2ISDNRowStatus Profile name: Not Profiled
SIP Response	Integer -1-700	Instant	-1	Mib name: causeMapSIP2ISDNSIPResponse INI Name: CAUSEMAPSIP2ISDN_SIPRESPONSE Profile name: Not Profiled
Q850 Cause	Integer -1-127	Instant	-1	Mib name: causeMapSIP2ISDNQ850Cause INI Name: CAUSEMAPSIP2ISDN_ISDNRELEASECAUSE Profile name: Not Profiled

## 2.22.10 Tab: ISDN to SIP Cause Mapping

Frame: Manipulations Provisioning, Tab: ISDN to SIP Cause Mapping

Parameter Name	Type	Provisioning Type	Default Value	Description
Index	Integer 0-11	NA	0	Mib name: causeMapISDN2SIPIndex INI Name: CAUSEMAPISDN2SIP_INDEX Profile name: Not Profiled
Status	Enum: Active(1), NotInService(2), NotReady(3), CreateAndGo(4), CreateAndWait(5), Destroy(6)	Instant	3	Row-Status Textual Conventions as defined in RFC 2579: Textual Conventions for SMIv2 Mib name: causeMapISDN2SIPRowStatus Profile name: Not Profiled
Q850 Cause	Integer -1-127	Instant	-1	Mib name: causeMapISDN2SIPQ850Cause INI Name: CAUSEMAPISDN2SIP_ISDNRELEASECAUSE Profile name: Not Profiled

Parameter Name	Type	Provisioning Type	Default Value	Description
SIP Response	Integer -1-700	Instant	-1	Mib name: causeMapISDN2SIPSIPResponse INI Name: CAUSEMAPISDN2SIP_SIPRESPONSE Profile name: Not Profiled

## 2.23 Frame: Media Provisioning

### 2.23.1 Tab: General Settings

Frame: Media Provisioning, Tab: General Settings

Parameter Name	Type	Provisioning Type	Default Value	Description
Index	Integer 0-1	NA	0	Entry number in the table. Mib name: acMediaDspIndex INI Name: DSPTEMPLATES_INDEX Profile name: Not Profiled
Media Aggregation				
Row Status	Enum:	NA	0	ROWSTATUS field for line. Internal parameter. Mib name: acMediaDspRowStatus Profile name: Digital VoP Media DSP Table Profile
Remote Base UDP Port	Integer 0-65535	Offline	0	Remote Base UDP Port For Aggrigation Mib name: acMediaAggregationRemoteBaseUDPPort INI Name: REMOTEBASEUDPPORT Profile name: Digital VoP Media Profile
Template Number	Integer 0-16	Offline	0	DSP template number. Mib name: acMediaDspTemplateName INI Name: DSPTEMPLATES_DSPTEMPLATENUMBER Profile name: Digital VoP Media DSP Table Profile
DSP				
Resources Percentage	Integer 0-100	Offline	0	Percentage use for the specified template. Mib name: acMediaDspResourcesPercentage INI Name: DSPTEMPLATES_DSPRESOURCESPERCENTAGE Profile name: Digital VoP Media DSP Table Profile
Version Template Number	Integer 0-255	Offline	0	Selects the DSP load number. Each load has a different coder list, a different channel capacity and different features supported.  Range = 0 to 255 Mib name: acMediaDSPConfigVersionTemplateName INI Name: DSPVERSIONTEMPLATENUMBER Profile name: Digital VoP Media Profile

Parameter Name	Type	Provisioning Type	Default Value	Description
Media Realm				
Default Realm Name	String Up to 39 chars.	Offline		By default, the default CP media realm is the first realm appearing in the CP media realm table. The parameter enables the user to set any of the realms appearing in the table as the default realm. Mib name: acCPMediaDefaultRealmName INI Name: CPDEFAULTMEDIAREALMNAME Profile name: Digital VoP Media Profile

### 2.23.2 Tab: Voice Settings

Frame: Media Provisioning, Tab: Voice Settings

Parameter Name	Type	Provisioning Type	Default Value	Description
Jitter Buffer				
Minimal Delay (ms)	Integer 0-150	Online	0	Defines the Dynamic Jitter Buffer Minimum Delay (in msec).  Recommended value for a regular voice call is 10. Mib name: acJitterBufferMinDelay INI Name: DJBUFMINDELAY Profile name: Digital VoP Media Profile
Opt Factor	Integer 0-13	Online	0	Defines the Dynamic Jitter Buffer frame error/delay optimization. Recommended value for a regular voice call is 10. Mib name: acJitterBufferOptFactor INI Name: DJBUFOPTFACTOR Profile name: Digital VoP Media Profile
General Settings				
Volume (dB)	Integer -32-31	Online	-32	Defines the voice output gain control. Range: -32 dB to +31 dB in 1 dB steps -32 = mute Default = 0 = No Gain Mib name: acVoiceVolume INI Name: VOICEVOLUME Profile name: Digital VoP Media Profile
Payload Format	Enum: VoicePayloadFormatRTP(0 ) VoicePayloadFormatATM(1 )	Online	0	Sets the voice payload format. Choose either 0 = RTP or 1 = ATM (which enables working with vendors that use G.726 ATM Payload Format over RTP). Uses the enum acTVoicePayloadFormat. 0 = VoicePayloadFormatRTP 1 = VoicePayloadFormatATM 2 = VoicePAYloadFormatIllegal Mib name: acVoicePayloadFormat INI Name: VOICEPAYLOADFORMAT Profile name: Digital VoP Media Profile

Parameter Name	Type	Provisioning Type	Default Value	Description
Input Gain (dB)	Integer -32-31	Online	-32	Defines the PCM input gain. Range = -32 dB to +31 dB in 1 dB steps. Default = No Gain Mib name: acVoiceInputGain INI Name: INPUTGAIN Profile name: Digital VoP Media Profile
Echo Canceller Enable	Enum: Disable(0), Enable(1)	Online	0	Enables or disables the Echo Canceller.  0 = Disable 1 = Enable Mib name: acVoiceECEnable INI Name: ENABLEECHOCANCELLER Profile name: Digital VoP Media Profile
Echo Canceller Hybrid Loss	Enum: ECHybridLoss6DBM(0), ECHybridLoss0DBM(2), ECHybridLoss3DBM(3)	Online	0	Sets the worst case ratio between the signal level transmitted to the hybrid and the echo level returning from hybrid. Set this per worst hybrid in the system in terms of echo return loss. Refer to the enumeration acTECHybridLoss.  0 = 6 dBm 2 = 0 dBm 3 = 3 dBm Mib name: acVoiceECHybridLoss INI Name: ECHYBRIDLOSS Profile name: Digital VoP Media Profile
Tone Detector	Enum: Disable(0), Enable(1)	Online	0	Used to configure the Echo Canceller Tone Detector. Detects a 2100 Hz tone at the input signal to the TDM (received signal). Improves Echo Canceller operation accordingly. Detects 2100, 2100 with phase reversals and 2100 with AM. Improves the operation of the Echo Canceller by slowing adaptation when the signal is detected. This data is also used by the fax state machine. 0 = Disable 1 = Enable Mib name: acVoiceECToneDetector INI Name: ECENABLETONEDETECTOR Profile name: Digital VoP Media Profile
Comfort Noise Generation	Enum: Disable(0), Enable(1)	Online	0	Use this parameter to enable or enable Echo Canceller Comfort Noise Generation, which generates comfort noise when the Non Linear Processor (NLP) is active. When the NLP ascertains that the signal is echo and not doubletalk and decides to clip, instead of transmitting silence it transmits a synthesized signal similar to the background noise. 0 = Disable 1 = Enable Mib name: acVoiceECComfortNoiseGeneration INI Name: ECENABLECOMFORTNOISEGENERATION Profile name: Digital VoP Media Profile

Parameter Name	Type	Provisioning Type	Default Value	Description
Silence Compression Mode	Enum: SILENCE-COMPRESION-DISABLE(0), SILENCE-COMPRESION-ENABLE(1), SILENCE-COMPRESION-ENABLE-NOISE-ADAPTATION-DISABLE(2)	Online	0	Enables or disables Silence Suppression Mode.  0 = Disable = SILENCE_COMPRESION_DISABLE 1 = Enable = SILENCE_COMPRESION_ENABLE 2 = Enable without adaptation = SILENCE_COMPRESION_ENABLE_NOISE_ADAPTATION_DISABLE Mib name: acVoiceSCMode INI Name: ENABLESILENCECOMPRESSION Profile name: Digital VoP Media Profile
Automatic Gain Control				
AGC Enable	Enum: Disable(0), Enable(1)	Online	0	Activates the AGC (Automatic Gain Control). 0 = Disable 1 = Enable Mib name: acVoiceAGCEnable INI Name: ENABLEAGC Profile name: Digital VoP Media Profile
Gain Slope	Integer 0-31	Online	0	Determines the AGC (Automatic Gain Control) convergence rate. Range = 0 to 31 (according to acTAGCGainSlope) Default = 3 (= 1 db/sec) Mib name: acVoiceAGCGainSlope INI Name: AGCGAINSLOPE Profile name: Digital VoP Media Profile
Redirection	Integer 0-1	Online	0	Determines the AGC (Automatic Gain Control) direction. 0 = AGC works on signals from the TDM side 1 = AGC works on signals coming from the Network side Mib name: acVoiceAGCRedirection INI Name: AGCREDIRECTION Profile name: Digital VoP Media Profile
Target Energy	Integer 0-63	Online	0	Determines the signal energy value [-dBm] that the AGC (Automatic Gain Control) attempts to attain.  Range = 0 to 63 Mib name: acVoiceAGCTargetEnergy INI Name: AGCTARGETENERGY Profile name: Digital VoP Media Profile

Parameter Name	Type	Provisioning Type	Default Value	Description
Minimal Gain (dB)	Integer 0-31	Offline	20	Defines the minimum gain by the AGC when activated [- db].  Range = 0 to -31 Mib name: acVoiceAGCMinGain INI Name: AGCMINGAIN Profile name: Digital VoP Media Profile
Maximal Gain (dB)	Integer 0-18	Offline	15	Defines the maximum gain by the AGC when activated [db].  Range = 0 to 18 Mib name: acVoiceAGCMaxGain INI Name: AGCMAXGAIN Profile name: Digital VoP Media Profile
Disable Fast Adaptation	Enum: Disable(0), Enable(1)	Offline	0	Disables the AGC Fast Adaptation mode.  Enable = 1 Disable = 0 Mib name: acVoiceAGCDisableFastAdaptation INI Name: AGCDISABLEFASTADAPTATION Profile name: Digital VoP Media Profile
Coders				
EVRC	Enum: variableRate(0), ac1kbps(1), ac4kbps(2), ac8kbps(3)	Online	1	This parameter is used to configure the EVRC coder bit rate. 0 = Variable Rate 1 = 1 kbps 2 = 4 kbps 3 = 8 kbps Mib name: acVoiceCoderRateEVRC INI Name: EVRCRATE Profile name: Digital VoP Media Profile
QCELP8	Enum: variableRate(0), ac1kbps(1), ac2kbps(2), ac4kbps(3), ac8kbps(4)	Online	1	This parameter is used to configure the QCELP8 coder bit rate. 0 = Variable Rate 1 = 1 kbps 2 = 2 kbps 3 = 4 kbps 4 = 8 kbps Mib name: acVoiceCoderRateQCELP8 INI Name: QCELP8RATE Profile name: Digital VoP Media Profile



Parameter Name	Type	Provisioning Type	Default Value	Description
QCELP13	Enum: variableRate(0), ac1kbps(1), ac3kbps(2), ac7kbps(3), ac13kbps(4)	Online	1	<p>This parameter is used to configure the QCELP13 coder bit rate.</p> <p>0 = Variable Rate 1 = 1 kbps 2 = 3 kbps 3 = 7 kbps 4 = 13 kbps</p> <p>Mib name: acVoiceCoderRateQCELP13 INI Name: QCELP13RATE Profile name: Digital VoP Media Profile</p>
G729 EV Max Bit Rate	Enum: G729EV-RATE-8-KBPS (0), G729EV-RATE-12-KBPS (1), G729EV-RATE-14-KBPS (2), G729EV-RATE-16-KBPS (3), G729EV-RATE-18-KBPS (4), G729EV-RATE-20-KBPS (5), G729EV-RATE-22-KBPS (6), G729EV-RATE-24-KBPS (7), G729EV-RATE-26-KBPS (8), G729EV-RATE-28-KBPS (9), G729EV-RATE-30-KBPS (10), G729EV-RATE-32-KBPS (11), G729EV-RATE-UNDEFINED (15)	Online	0	<p>Determines the maximum generation bitrate for all participants in a session using G729EV coder. This parameter is defined per session and is equal for all the parties. The initial generation bit rate is the minimum between the MaxBitRate and the MBS values.</p> <p>Possible values are: 0 = G729EV_RATE_8_KBPS 1 = G729EV_RATE_12_KBPS 2 = G729EV_RATE_14_KBPS 3 = G729EV_RATE_16_KBPS 4 = G729EV_RATE_18_KBPS 5 = G729EV_RATE_20_KBPS 6 = G729EV_RATE_22_KBPS 7 = G729EV_RATE_24_KBPS 8 = G729EV_RATE_26_KBPS 9 = G729EV_RATE_28_KBPS 10 = G729EV_RATE_30_KBPS 11 = G729EV_RATE_32_KBPS 15 = G729EV_RATE_UNDEFINED</p> <p>Mib name: acVoiceCoderRateG729EVMaxBitRate INI Name: G729EVMAXBITRATE Profile name: Digital VoP Media Profile</p>

Parameter Name	Type	Provisioning Type	Default Value	Description
G729 EV Local MBS	Enum: G729EV-RATE-8-KBPS (0), G729EV-RATE-12-KBPS (1), G729EV-RATE-14-KBPS (2), G729EV-RATE-16-KBPS (3), G729EV-RATE-18-KBPS (4), G729EV-RATE-20-KBPS (5), G729EV-RATE-22-KBPS (6), G729EV-RATE-24-KBPS (7), G729EV-RATE-26-KBPS (8), G729EV-RATE-28-KBPS (9), G729EV-RATE-30-KBPS (10), G729EV-RATE-32-KBPS (11), G729EV-RATE-UNDEFINED (15)	Online	0	<p>Determines the maximal bitrate, which may be used by the G729EV coder at a specific channel. This parameter is defined per channel and may vary between the parties. The initial generation bit rate is the minimum between the MaxBitRate and the MBS values.</p> <p>Possible values are:                      0 = G729EV_RATE_8_KBPS                      1 = G729EV_RATE_12_KBPS                      2 = G729EV_RATE_14_KBPS                      3 = G729EV_RATE_16_KBPS                      4 = G729EV_RATE_18_KBPS                      5 = G729EV_RATE_20_KBPS                      6 = G729EV_RATE_22_KBPS                      7 = G729EV_RATE_24_KBPS                      8 = G729EV_RATE_26_KBPS                      9 = G729EV_RATE_28_KBPS                      10 = G729EV_RATE_30_KBPS                      11 = G729EV_RATE_32_KBPS                      15 = G729EV_RATE_UNDEFINED                      Mib name: acVoiceCoderRateG729EVLocalMBS                      INI Name: G729EVLOCALMBS                      Profile name: Digital VoP Media Profile</p>

Parameter Name	Type	Provisioning Type	Default Value	Description
G729 EV Receive MBS	Enum: G729EV-RATE-8-KBPS (0), G729EV-RATE-12-KBPS (1), G729EV-RATE-14-KBPS (2), G729EV-RATE-16-KBPS (3), G729EV-RATE-18-KBPS (4), G729EV-RATE-20-KBPS (5), G729EV-RATE-22-KBPS (6), G729EV-RATE-24-KBPS (7), G729EV-RATE-26-KBPS (8), G729EV-RATE-28-KBPS (9), G729EV-RATE-30-KBPS (10), G729EV-RATE-32-KBPS (11), G729EV-RATE-UNDEFINED (15)	Online	0	<p>Determines the value of the MBS field of the G729EV frames to be sent to the other party. This parameter reflects the maximum bit rate, which the local G729EV supports as a receiver.</p> <p>Possible values are:            0 = G729EV_RATE_8_KBPS            1 = G729EV_RATE_12_KBPS            2 = G729EV_RATE_14_KBPS            3 = G729EV_RATE_16_KBPS            4 = G729EV_RATE_18_KBPS            5 = G729EV_RATE_20_KBPS            6 = G729EV_RATE_22_KBPS            7 = G729EV_RATE_24_KBPS            8 = G729EV_RATE_26_KBPS            9 = G729EV_RATE_28_KBPS            10 = G729EV_RATE_30_KBPS            11 = G729EV_RATE_32_KBPS            15 = G729EV_RATE_UNDEFINED</p> <p>Mib name: acVoiceCoderRateG729EVReceiveMBS            INI Name: G729EVRECEIVEMBS            Profile name: Digital VoP Media Profile</p>
Microsoft RTA Forward Error Correction Mode	Enum: disable(0), enable(1)	Online	1	<p>Determines the Microsoft RTA coder forward error correction mode.</p> <p>0 - Disable.            1 - Enable.</p> <p>Mib name: acVoiceCoderRateMsRtaForwardErrorCorrectionEnable            INI Name: MSRTAFORWARDERRORCORRECTIONENABLE            Profile name: Digital VoP Media Profile</p>

Parameter Name	Type	Provisioning Type	Default Value	Description
Microsoft RTA Bit Rate	Integer 0-29000	Online	0	Determines the Microsoft RTA coder TX bit rate.  0 - Automatic. Any value between 8,800 - 29,000. Mib name: acVoiceCoderRateMsRtaTxBitRate INI Name: MSRTATXBITRATE Profile name: Digital VoP Media Profile
Speex NB Bit Rate	Enum: CE-SPEEX-NB-RATE-2-15-KBPS(1), CE-SPEEX-NB-RATE-5-95-KBPS(2), CE-SPEEX-NB-RATE-8-00-KBPS(3), CE-SPEEX-NB-RATE-11-0-KBPS(4), CE-SPEEX-NB-RATE-15-0-KBPS(5), CE-SPEEX-NB-RATE-18-2-KBPS(6), CE-SPEEX-NB-RATE-24-6-KBPS(7), CE-SPEEX-NB-RATE-3-95-KBPS(8)	Instant	3	Determines the bitrate of Speex NB coder. Mib name: acVoiceCoderRateSpeexNBBitRate INI Name: SPEEXNBBITRATE Profile name: Digital VoP Media Profile

Parameter Name	Type	Provisioning Type	Default Value	Description
Speex WB Bit Rate	Enum: CE-SPEEX-WB-RATE-3-95-KBPS(0), CE-SPEEX-WB-RATE-5-75-KBPS(1), CE-SPEEX-WB-RATE-7-75-KBPS(2), CE-SPEEX-WB-RATE-9-80-KBPS(3), CE-SPEEX-WB-RATE-12-8-KBPS(4), CE-SPEEX-WB-RATE-16-8-KBPS(5), CE-SPEEX-WB-RATE-20-6-KBPS(6), CE-SPEEX-WB-RATE-23-8-KBPS(7), CE-SPEEX-WB-RATE-27-8-KBPS(8), CE-SPEEX-WB-RATE-34-2-KBPS(9), CE-SPEEX-WB-RATE-42-2-KBPS(10)	Instant	8	Determines the bitrate of Speex WB coder. Mib name: acVoiceCoderRateSpeexWBBitRate INI Name: SPEEXWBBITRATE Profile name: Digital VoP Media Profile
VBR Coder DTX Min	Integer 0-20000	Online	0	Defines the minimum number of frames gap between two SID frames, when using the EVRC voice activity detector.  Mib name: acVoiceSCVBRCoderDTXMin INI Name: EVRCDTXMIN Profile name: Digital VoP Media Profile
VBR Coder DTX Max	Integer 0-20000	Online	0	Defines the maximum number of frames gap between two SID frames, when using the EVRC voice activity detector. Mib name: acVoiceSCVBRCoderDTXMax INI Name: EVRCDTXMAX Profile name: Digital VoP Media Profile

Parameter Name	Type	Provisioning Type	Default Value	Description
VBR Coder Hangover	Integer 0-255	Online	0	For indicating the desired number of silence frames at the beginning of each silence period, when using the VBR CODER silence suppression.  Mib name: acVoiceSCVBRCoderHangover INI Name: VBRCODERHANGOVER Profile name: Digital VoP Media Profile

### 2.23.3 Tab: Acoustic Echo Suppression

#### Frame: Media Provisioning, Tab: Acoustic Echo Suppression

Parameter Name	Type	Provisioning Type	Default Value	Description
Enable Acoustic Echo Suppressor	Enum: Disable(0), Enable(1)	Offline	0	Enable support of network echo suppressor on board level. Reduces board resource capacity. Mib name: acAcousticEchoSuppressorEnable INI Name: ACOUSTICECHOSUPPRESSORSUPPORT Profile name: Digital VoP Media Profile
Echo Canceller Type	Enum: LineEchoCanceller(0), AcousticEchoSuppressor Network(1)	Online	0	Echo Canceller type. Line echo canceller for TDM Side or acoustic echo suppressor on network side. Mib name: acAcousticEchoSuppressorEchoCancellerType INI Name: ECHOCANCELLERTYPE Profile name: Digital VoP Media Profile
Attenuation Intensity	Integer 0-3	Online	0	Acoustic echo suppressor attenuation intensity. intensity of attenuation on signals identified as echo. Mib name: acAcousticEchoSuppressorAttenuationIntensity INI Name: ACOUSTICECHOSUPPATTENUATION INTENSITY Profile name: Digital VoP Media Profile
Maximum ERL Threshold	Integer 0-60	Online	10	Acoustic echo suppressor max ERL threshold in DB. Max ratio between signal level and retruned echo from phone. Mib name: acAcousticEchoSuppressorMaxERLThreshold INI Name: ACOUSTICECHOSUPPMAXERLTHRESHOLD Profile name: Digital VoP Media Profile

Parameter Name	Type	Provisioning Type	Default Value	Description
Minimum Reference Delay	Integer 0-40	Online	0	Acoustic echo suppressor MIN reference delay in mSec. The reference delay in the network helps echo suppression algorithm to identify echo signals. The entered value will be multiplied by 10. Mib name: acAcousticEchoSuppressorMinReferenceDelay INI Name: ACOUSTICECHOSUPPMINREFDELAYX10MS Profile name: Digital VoP Media Profile
Maximum Reference Delay	Integer 0-40	Online	40	Acoustic echo suppressor MAX reference delay. The reference delay in the network helps echo suppression algorithm to identify echo signals. The entered value will be multiplied by 10. Mib name: acAcousticEchoSuppressorMaxReferenceDelay INI Name: ACOUSTICECHOSUPPMAXREFDELAYX10MS Profile name: Digital VoP Media Profile

## 2.23.4 Tab: Caller ID Settings

Frame: Media Provisioning, Tab: Caller ID Settings

Parameter Name	Type	Provisioning Type	Default Value	Description
Caller Id Types	Enum: Bellcore (0), ETSI (1), NTT (2), BT (4), DTMF-Based-ETSI (16), Denmark (17), Indian (18), Brazilian (19)	Online	0	Defines the supported Caller ID standard. 0 = Bellcore 1 = ETSI 2 = NTT 4 = British 16 = ETSI_ETS 17 = Denmark 18 = Indian 19 = Brazilian Mib name: acCallerIDTypes INI Name: CALLERIDTYPE Profile name: Digital VoP Media Profile
Transport Type	Enum: CallerID-DISABLE(0), CallerID-RELAY(1), CallerID-MUTE(3)	Online	0	Defines the CallerID Transport type.  0 = Disable 1 = Relay 3 = Mute Mib name: acCallerIDTransportType INI Name: CALLERIDTRANSPORTTYPE Profile name: Digital VoP Media Profile
DTMF Based Max Digits	Integer 0-26	Online	0	Determines the maximum number of DTMF digits in a DTMF-based Caller ID string.  Range = 0 to 26 Mib name: acCallerIDDTMFBasedMaxDigits INI Name: MAXDTMFDIGITSINCIDSTRING Profile name: Digital VoP Media Profile
DTMF Based Min Digits	Integer 0-26	Online	0	Determines the mimimum number of DTMF digits in a DTMF-based Caller ID string.  Range = 0 to 26 Mib name: acCallerIDDTMFBasedMinDigits INI Name: MINDTMFDIGITSINCIDSTRING Profile name: Digital VoP Media Profile



### 2.23.5 Tab: Bypass Settings

Frame: Media Provisioning, Tab: Bypass Settings

Parameter Name	Type	Provisioning Type	Default Value	Description
Coder Type	Enum: G711Alaw-64(0), G711Mulaw(1)	Online	0	Users can use this parameter to set the fax/modem bypass coder (according to acTCoders).  0 = G.711 A-Law 1 = G.711 Mu-Law Mib name: acFMByPassCoderType INI Name: FAXMODEMBYPASSCODERTYPE Profile name: Digital VoP Media Profile
Packetization Period	Integer 1-12	Online	1	Defines the number of basic frames to generate one RTP fax/modem bypass packet. Mib name: acFMByPassPacketizationPeriod INI Name: FAXMODEMBYPASSM Profile name: Digital VoP Media Profile
Basic Packet Interval	Enum: PACKET-INTERVAL-DEFAULT(0), PACKET-INTERVAL-5-MSEC(1), PACKET-INTERVAL-10-MSEC(2), PACKET-INTERVAL-20-MSEC(3)	Online	0	Sets the basic Fax / Modem Bypass RTP packet rate. 0 = Default (set internally) (PACKET_INTERVAL_DEFAULT) 1 = 5 msec (PACKET_INTERVAL_5_MSEC) 2 = 10 msec (PACKET_INTERVAL_10_MSEC) 3 = 20 msec (PACKET_INTERVAL_20_MSEC) Mib name: acFMByPassBasicPacketInterval INI Name: FAXMODEMBYPASSBASICRTPPACKETINTERVAL Profile name: Digital VoP Media Profile
Dynamic Jitter Buffer Minimal Delay (ms)	Integer 0-150	Online	0	Determines the Jitter Buffer constant delay (in milliseconds) during a Fax And Modem Bypass session. (The minimum Jitter Buffer Size).  Range = 0 to 150 Mib name: acFMByPassDJBufMinDelay INI Name: FAXMODEMBYPASDJBUFMINDELAY Profile name: Digital VoP Media Profile
NSE Payload Type	Integer 96-127	Online	96	Users can use this parameter to modify the NSE packet's payload type.  Range = 96 to 127 Mib name: acFMNSEPayloadType INI Name: NSEPAYLOADTYPE Profile name: Digital VoP Media Profile

Parameter Name	Type	Provisioning Type	Default Value	Description
NSE Mode	Enum: Disable(0), Enable(1)	Online	0	<p>Enables or disables Cisco's NSE fax / modem automatic pass-through mode.</p> <p>0 = Disable 1 = Enable Mib name: acFMNSEMode INI Name: NSEMODE Profile name: Digital VoP Media Profile</p>
Enable Inband Network Detection	Enum: Disable(0), Enable(1)	Online	0	<p>Enables or disables inband network detection related to fax/modem.</p> <p>0 = Disable 1 = Enable Mib name: acFMCommonEnableInbandNetworkDetection INI Name: ENABLEFAXMODEMINBANDNETWORKDETECTION Profile name: Digital VoP Media Profile</p>
Fax Bypass Payload Type	Integer 0-127	Online	0	<p>Users can use this parameter to modify the Fax Bypass Mode RTP packet's payload type. In the case of congestion (if the selected payload type is already used for other coders/modes), then a TP_SETUP_PARAMETER_INVALID_ERROR is issued and the payload type is set to the default value (102). It is the user's responsibility to avoid congestion with other payload types.</p> <p>Range = 0 to 127 Mib name: acFaxBypassPayloadType INI Name: FAXBYPASSPAYLOADTYPE Profile name: Digital VoP Media Profile</p>
Modem Bypass Payload Type	Integer 0-127	Online	0	<p>Users can use this parameter to modify the Modem Bypass Mode RTP packet's payload type. In the case of congestion (if the selected payload type is already used for other coders/modes), then a TP_SETUP_PARAMETER_INVALID_ERROR is issued and the payload type is set to the default value (103). It is the user's responsibility to avoid congestion with other payload types.</p> <p>Range = 0 to 127 Mib name: acModemBypassPayloadType INI Name: MODEMBYPASSPAYLOADTYPE Profile name: Digital VoP Media Profile</p>
Fax Bypass Output Gain	Integer -31-31	Online	-31	<p>Defines the fax bypass output gain control. Range: -31 dB to +31 dB in 1 dB steps Default = 0 = No Gain.</p> <p>Mib name: acFMBypassFaxBypassOutputGain INI Name: FAXBYPASSOUTPUTGAIN Profile name: Digital VoP Media Profile</p>

Parameter Name	Type	Provisioning Type	Default Value	Description
Modem Bypass Output Gain	Integer -31-31	Online	-31	Defines the modem bypass output gain control. Range: -31 dB to +31 dB in 1 dB steps Default = 0 = No Gain Mib name: acFMBypassModemBypassOutputGain INI Name: MODEMBYPASSOUTPUTGAIN Profile name: Digital VoP Media Profile

### 2.23.6 Tab: FAX Settings

Frame: Media Provisioning, Tab: FAX Settings

Parameter Name	Type	Provisioning Type	Default Value	Description
Transport Mode	Enum: Disable(0), RelayEnable(1), ByPassEnable(2) , EventsOnly(3)	Online	0	Sets the Fax over IP transport method.  0 = Transparent 1 = Relay 2 = Bypass 3 = Transparent with Events Mib name: acFaxTransportMode INI Name: FAXTRANSPORTMODE Profile name: Digital VoP Media Profile
Relay ECM Enable	Enum: Disable(0), Enable(1)	Online	0	Enables or disables the using of ECM mode during Fax Relay.  0 = Disable 1 = Enable Mib name: acFaxRelayECMEnable INI Name: FAXRELAYECMENABLE Profile name: Digital VoP Media Profile

Parameter Name	Type	Provisioning Type	Default Value	Description
Relay Max Rate	Enum: acRate2400bps(0), acRate4800bps(1), acRate7200bps(2), acRate9600bps(3), acRate12000bps(4), acRate14400bps(5), acRate16800bps(6), acRate19200bps(7), acRate21600bps(8), acRate24000bps(9), acRate26400bps(10), acRate28800bps(11), acRate31200bps(12), acRate33600bps(13)	Online	0	Limits the maximum rate at which fax messages are transmitted.  0 = 2400 bps 1 = 4800 bps 2 = 7200 bps 3 = 9600 bps 4 = 12000 bps 5 = 14400 bps 6 = 16800 bps 7 = 19200 bps 8 = 21600 bps 9 = 24000 bps 10 = 26400 bps 11 = 28800 bps 12 = 31200 bps 13 = 33600 bps Mib name: acFaxRelayMaxRate INI Name: FAXRELAYMAXRATE Profile name: Digital VoP Media Profile
Relay Redundancy Depth	Integer 0-2	Online	0	Determines the depth of redundancy for fax packets. This parameter is applicable only to non-V.21 packets.  0 = No redundancy 1 = 1 packet redundancy 2 = 2 packet redundancy Mib name: acFaxRelayRedundancyDepth INI Name: FAXRELAYREDUNDANCYDEPTH Profile name: Digital VoP Media Profile
Enhanced Relay Redundancy Depth	Integer 0-4	Online	0	Determines the number of repetitions to be applied to control packets when using the T.38 standard.  0 = No redundancy 1 = 1 packet redundancy 2 = 2 packet redundancy 3 = 3 packet redundancy 4 = Maximum redundancy Mib name: acFaxEnhancedRelayRedundancyDepth INI Name: FAXRELAYENHANCEDREDUNDANCYDEPTH Profile name: Digital VoP Media Profile

Parameter Name	Type	Provisioning Type	Default Value	Description
CNG Detector Mode	Enum: CNG-DETECTOR-MODE-DISABLE(0), CNG-DETECTOR-MODE-RELAY(1), CNG-DETECTOR-MODE-EVENT-ONLY(2)	Online	0	Determines the CNG Detector mode. 0 = Disable 1 = Relay 2 = Event Only Mib name: acFaxCNGDetectorMode INI Name: CNGDETECTORMODE Profile name: Digital VoP Media Profile
Relay Volume (dBm)	Integer -18--3	Online	-18	Determines the fax gain control.  The range -18 to -3 relates to -18.5 dBm to -3.5 dBm in steps of 1 dBm. Mib name: acFMCommonRelayVolume INI Name: FAXMODEMRELAYVOLUME Profile name: Digital VoP Media Profile
V34 Transport Method	Enum: Disable(0), RelayEnable(1), ByPassEnable(2), EventsOnly(3)	Online	0	Determines the V.34 fax transport method.  One of the following values:  0 = Transparent 1 = Relay 2 = Bypass 3 = Transparent with Events Mib name: acFaxV34TransportMethod INI Name: V34FAXTRANSPORTTYPE Profile name: Digital VoP Media Profile
T38 Version	Enum: T38Version0(0), T38Version3(3)	Online	3	T38 fax relay version.  0 = T.38 version 0 (from 06/1998) 3 = T.38 version 3 (V.34 over T.38 support)  Default = 3 Mib name: acFaxT38Version INI Name: T38VERSION Profile name: Digital VoP Media Profile

## 2.23.7 Tab: Modem Settings

Frame: Media Provisioning, Tab: Modem Settings

Parameter Name	Type	Provisioning Type	Default Value	Description
V21 Transport	Enum: Disable(0), RelayEnable(1), ByPassEnable(2), EventsOnly(3)	Online	0	Sets the V.21 modem transport method (must be set to 0 = Disable).  0 = Transparent 2 = Bypass 3 = Transparent with Events Mib name: acModemV21Transport INI Name: V21MODEMTRANSPORTTYPE Profile name: Digital VoP Media Profile
V22 Transport	Enum: Disable(0), RelayEnable(1), ByPassEnable(2), EventsOnly(3)	Online	0	Sets the V.22 modem transport method.  0 = Transparent 2 = Bypass 3 = Transparent with Events Mib name: acModemV22Transport INI Name: V22MODEMTRANSPORTTYPE Profile name: Digital VoP Media Profile
V23 Transport	Enum: Disable(0), RelayEnable(1), ByPassEnable(2), EventsOnly(3)	Online	0	Sets the V.23 modem transport method. 0 = Transparent 2 = Bypass 3 = Transparent with Events Mib name: acModemV23Transport INI Name: V23MODEMTRANSPORTTYPE Profile name: Digital VoP Media Profile
V32 Transport	Enum: Disable(0), RelayEnable(1), ByPassEnable(2), EventsOnly(3), AnsMute(4)	Online	0	Sets the V.32 modem transport method.  0 = Transparent 2 = Bypass 3 = Transparent with Events 4 = AnsMute Mib name: acModemV32Transport INI Name: V32MODEMTRANSPORTTYPE Profile name: Digital VoP Media Profile
Bell Transport Type	Enum: Disable(0), ByPassEnable(2), EventsOnly(3)	Online	0	Use this parameter to set the Bell modem transport method. 0 = Transparent 2 = Bypass (enum ByPassEnable) 3 = Transparent with Events (enum EventsOnly) Mib name: acModemBellTransportType INI Name: BELLMODEMTRANSPORTTYPE Profile name: Digital VoP Media Profile

Parameter Name	Type	Provisioning Type	Default Value	Description
V34 Transport	Enum: Disable(0), RelayEnable(1), ByPassEnable(2), EventsOnly(3), AnsMute(4)	Online	0	Sets the V.34 modem transport method.  0 = Transparent 2 = Bypass 3 = Transparent with Events 4 = AnsMute Mib name: acFMCommonV34Transport INI Name: V34MODEMTRANSPORTTYPE Profile name: Digital VoP Media Profile
V150.1				
Allocation Profile	Integer 0-20	Offline	0	Selects the V.150.1 profile, determining how many DSP channels have V.150.1 support.  Range = 0 to 3 Mib name: acV150dot1AllocationProfile INI Name: V1501ALLOCATIONPROFILE Profile name: Digital VoP Media Profile
SSE Payload Type Rx	Integer 96-127	Online	105	SSE payload type RX Mib name: acV150dot1SSEPayloadTypeRx INI Name: V1501SSEPAYLOADTYPERX Profile name: Digital VoP Media Profile
SSE Redundancy Depth	Integer 1-6	Online	3	SSE is a part of V150.1 modem relay protocol and SSE messages are sent over RTP. SSE redundancy refers to the sending of SSE messages several times to increase reliability. This parameter determines the number of times each SSE message is to be resent. Mib name: acV150dot1SSERedundancyDepth INI Name: V1501SSEREDUNDANCYDEPTH Profile name: Digital VoP Media Profile

## 2.23.8 Tab: In-Band-Signaling

Frame: Media Provisioning, Tab: In-Band-Signaling

Parameter Name	Type	Provisioning Type	Default Value	Description
DTMF Volume (dBm)	Integer -31-0	Online	-31	Defines and controls the DTMF generation volume [-dBm].  Range = -31 to 0 Mib name: acIBSDTMFVolume INI Name: DTMFVOLUME Profile name: Digital VoP Media Profile
DTMF Transport Type	Enum: acMuteDTMF(0), acTransparentDTMF(2), acRFC2833RelayDTMF(3), acRFC2833RelayDecoderMute(7)	Online	0	Defines the type of DTMF transport.  0 = Erase DTMFs from voice transport not relayed to remote 2 = DTMFs not erased are not relayed to remote 3 = DTMFs are muted from the voice stream and relayed according to RFC 2833 7 = DTMFs are sent according to RFC 2833 and muted when received Mib name: acIBSDTMFTransportType INI Name: DTMFTRANSPORTTYPE Profile name: Digital VoP Media Profile
CAS Relay Transport Mode	Enum: CASEventsOnly(0), CASRFC2833Relay(1)	Online	0	Controls the ABCD signaling transport type over IP.  0 = No Relay over the network 1 = Enable CAS relay according to RFC 2833 Mib name: acIBSCASRelayTransportMode INI Name: CASTRANSPORTTYPE Profile name: Digital VoP Media Profile
Rx DTMF Relay Hang Over Time (msec)	Integer 0-2000	Online	0	Used to configure the Voice Silence time (in ms units) after playing DTMF or MF digits to the TDM side that arrived as Relay from the Network side.  Range from 0 to 2000, Default 1000. Mib name: acIBSRxDtmfHangOverTime INI Name: RXDTMFHANGOVERTIME Profile name: Digital VoP Media Profile



Parameter Name	Type	Provisioning Type	Default Value	Description
Tx DTMF Relay Hang Over Time (msec)	Integer 0-2000	Online	0	Voice Silence time (in ms units) after detecting the end of DTMF or MF digits at the TDM side when the DTMF Transport Type is either Relay or Mute. This feature allows the user to configure the silence time.  Mib name: aclBSTxDtmfHangOverTime INI Name: TXDTMFHANGOVERTIME Profile name: Digital VoP Media Profile
DTMF Twist Control	Integer -10-10	Offline	0	Defines a delta (in dB) between the high and low frequency component in the DTMF signal. dB Positive values cause the higher frequency component to be stronger than the lower one. Negative values cause the opposite effect. For any parameter value, both components change so that their average is constant.  Range = -10 to 10 Mib name: acIBSDTMFTwistControl INI Name: DTMFGENERATIONTWIST Profile name: Digital VoP Media Profile
Detector				
Trunk Testing Tones Detector	Enum: Disables (0), Enables (1)	Offline	0	Enables or disables trunk testing tones. 0 = Disables trunk testing tones 1 = Enables trunk testing tones Mib name: aclBSTrunkTestingTonesEnable INI Name: ENABLETRUNKTESTINGTONES Profile name: Digital VoP Media Profile
MF R1 Enable	Enum: Disable(0), Enable(1)	Online	0	Enables or disables detection of MFR1 signaling. 0 = Disable 1 = Enable Mib name: acIBSDetectorsMFR1Enable INI Name: MFR1DETECTORENABLE Profile name: Digital VoP Media Profile
MF R2 Forward Enable	Enum: Disable(0), Enable(1)	Online	0	Enables or disables detection of MFR2 forward signaling. 0 = Disable 1 = Enable Mib name: acIBSDetectorsMFR2ForwardEnable INI Name: MFR2FORWARDDETECTORENABLE Profile name: Digital VoP Media Profile

Parameter Name	Type	Provisioning Type	Default Value	Description
MF R2 Backward Enable	Enum: Disable(0), Enable(1)	Online	0	Enables or disables detection of MFR2 backward signaling Mib name: aclBSDetectorsMFR2BackwardEnable INI Name: MFR2BACKWARDDETECTORENABLE Profile name: Digital VoP Media Profile
R1 Line Enable	Enum: Disable(0), Enable(1)	Online	0	Enables or disables detection of Line signaling. 0 = Disable 1 = Enable Mib name: aclBSDetectorsR1LineEnable INI Name: R1LINEDETECTORENABLE Profile name: Digital VoP Media Profile
DTMF Enable	Enum: Disable(0), Enable(1)	Online	0	Enables or disables detection of DTMF signaling.  0 = Disable 1 = Enable Mib name: aclBSDetectorsDTMFEnable INI Name: DTMFDETECTORENABLE Profile name: Digital VoP Media Profile
Call Progress Enable	Enum: Disable(0), Enable(1)	Online	0	Enables or disables detection of Call Progress Tones.  0 = Disable 1 = Enable Mib name: aclBSDetectorsCallProgressEnable INI Name: CALLPROGRESSDETECTORENABLE Profile name: Digital VoP Media Profile
User Defined Tone Enable	Enum: Disable(0), Enable(1)	Online	0	Enables or disables detection of User Defined Tones signaling.  0 = Disable 1 = Enable Mib name: aclBSDetectorsUserDefinedToneEnable INI Name: USERDEFINEDTONEDETECTORENABLE Profile name: Digital VoP Media Profile

Parameter Name	Type	Provisioning Type	Default Value	Description
Detection Redirection	Enum: pcm(0), network(1)	Online	0	Determines the IBS (In-Band Signaling) Detection Direction.  0 = PCM 1 = Network Mib name: acIBSDetectorsDetectionRedirection INI Name: IBSDETECTIONREDIRECTION Profile name: Digital VoP Media Profile
SIT Enable	Enum: Disable(0), Enable(1)	Offline	0	Enables or disables SIT (Special Information Tone) detection according to the ITU-T recommendation E.180/Q.35.  0 = Disable 1 = Enable Mib name: acIBSDetectorsSITEnable INI Name: SITDETECTORENABLE Profile name: Digital VoP Media Profile
COT Enable	Enum: Disable(0), Enable(1)	Offline	0	Enables or disables Continuity Test tone detection and generation according to the ITU-T Q.724 recommendation.  0 = Disable 1 = Enable Mib name: acIBSDetectorsCOTEnable INI Name: ENABLECONTINUITYTONES Profile name: Digital VoP Media Profile
R1.5 Detection Standard	Enum: MfR1DetectionStandardITU (0), MfR1DetectionStandardR15 (1)	Offline	0	This parameter determines which one of the R1 MF protocol flavors will be used for detection.  0 = ITU 1 = R1.5 Mib name: acIBSDetectorsR1DetectionStandard INI Name: R1DETECTIONSTANDARD Profile name: Digital VoP Media Profile

Parameter Name	Type	Provisioning Type	Default Value	Description
UDT Detector Frequency Deviation	Integer 1-50	Offline	50	Defines the deviation allowed for the detection of each signal frequency. Units are in Hertz. Valid values range 1-50. Default value 50 Hz.  Mib name: acIBSDetectorsUDTDetectorFrequencyDeviation INI Name: UDTDETECTORFREQUENCYDEVIATION Profile name: Digital VoP Media Profile
CPT Detector Frequency Deviation	Integer 1-30	Offline	10	Defines the deviation allowed for the detection of each CPT signal frequency. Units are in Hertz. Valid values range 1-30. Default value 10 Hz.  Mib name: acIBSDetectorsCPTDetectorFrequencyDeviation INI Name: CPTDETECTORFREQUENCYDEVIATION Profile name: Digital VoP Media Profile

### 2.23.9 Tab: RTP Settings

#### Frame: Media Provisioning, Tab: RTP Settings

Parameter Name	Type	Provisioning Type	Default Value	Description
Base UDP Port	Integer 1024-65535	Offline	4000	Defines the lower boundary of UDP ports to be used by the board. The upper boundary is calculated on the basis of BoardBaseUDPPort + 10 * (Number of Channels). This parameter value must be a multiple of 10.  Mib name: acRtpBaseUDPPort INI Name: BASEUDPPORT Profile name: Digital VoP Media Profile
Disable NAT	Enum: No(0), Yes(1)	Online	0	Enables or disables the NAT feature. 0 = Do not disable NAT 1 = Disable NAT Mib name: acMediaNetworkDisableNAT INI Name: DISABLENAT Profile name: Digital VoP Media Profile

Parameter Name	Type	Provisioning Type	Default Value	Description
Comfort Noise Enable	Enum: Disable(0), Enable(1)	Online	0	<p>When set to 1 (Enable), SID packets are sent with the RTP SID type (RFC 3389). 0 = Disable 1 = Enable</p> <p>Determines whether Silence Indicator (SID) packets that are sent and received are according to RFC 3389. 0 = Disabled (default). 1 = Enabled.</p> <p>Note: Applicable only to MP-11x and Mediant 1000.</p> <p>Mib name: acRtpComfortNoiseEnable INI Name: ENABLESTANDARDSIDPAYLOADTYPE Profile name: Digital VoP Media Profile</p>
RFC2833 Tx Payload Type	Integer 96-127	Online	96	<p>Controls the RFC 2833 Tx Relay RTP Payload type.</p> <p>Range = 96 to 127 Mib name: acRtpRFC2833TxPayloadType INI Name: RFC2833TXPAYLOADTYPE Profile name: Digital VoP Media Profile</p>
RFC2833 Rx Payload Type	Integer 96-127	Online	96	<p>Controls the RFC 2833 Rx Relay RTP Payload type.</p> <p>Range = 96 to 127 Mib name: acRtpRFC2833RxPayloadType INI Name: RFC2833RXPAYLOADTYPE Profile name: Digital VoP Media Profile</p>
NTE Max Duration	Integer -1-200000000	Online	-1	<p>Maximal time for sending NTEs (Named Telephony Events) to the network, regardless of the time range when the TDM signal is detected.</p> <p>-1= NTE will stop only upon detection of End event (default). Mib name: acIBSNTEMaxDuration INI Name: NTEMAXDURATION Profile name: Digital VoP Media Profile</p>
Redundancy Payload Type	Integer 96-127	Online	96	<p>This parameter sets the RFC 2198 (RTP Redundancy) packet's parameter 'RTP Payload Type'.</p> <p>Range: 96 to 127 Mib name: acRtpRedundancyPayloadType INI Name: RFC2198PAYLOADTYPE Profile name: Digital VoP Media Profile</p>

Parameter Name	Type	Provisioning Type	Default Value	Description
Redundancy Depth	Integer 0-5	Online	0	<p>Redundancy depth of RFC 2198 redundancy packets.</p> <p>0 = Disabled            In Gen 3 boards: range is 0-5            For other Gens 0-1            Mib name: acRtpRedundancyDepth            INI Name: RTPREDUNDANCYDEPTH            Profile name: Digital VoP Media Profile</p>
Packetization Factor	Integer 1-12	Online	1	<p>Defines the number of DSP payloads for generating one RTP packet.            Range = Hardware dependent            Mib name: acRtpPacketizationFactor            INI Name: RTPPACKINGFACTOR            Profile name: Digital VoP Media Profile</p>
No Op Enable	Enum: Disable(0), Enable(1)	Online	0	<p>Enables / disable Noop packets sending mode.</p> <p>0 = Disable            1 = Enable            Mib name: acRtpNoOpEnable            INI Name: NOOPENABLE            Profile name: Digital VoP Media Profile</p>
No Op Payload Type	Integer 96-127	Online	96	<p>User can modify the Noop packets RTP Payload type by setting this parameter.</p> <p>Range = 96 to 127            Mib name: acRtpNoOpPayloadType            INI Name: RTPNOOPPAYLOADTYPE            Profile name: Digital VoP Media Profile</p>
No Op Interval	Integer 20-600000	Online	20	<p>Used to modify the Noop packets sending interval</p> <p>Parameter value is in milliseconds            Default value = 10 sec (10000 msec)</p> <p>Range = 20 to 600000            (20 msec to 10 min - 10 min = 600000)            Mib name: acRtpNoOpInterval            INI Name: NOOPINTERVAL            Profile name: Digital VoP Media Profile</p>

Parameter Name	Type	Provisioning Type	Default Value	Description
VBR Coder Header Format	Enum: WithOut-RFC2658Interleaving-And-TOC(0), Including-RFC2658Interleaving-And-TOC(1), Including-TOC-Only(2), Interleave-Bundling(3)	Online	0	0 - payload only (no header, no toc, no m-factor)  1- support RFC 2658 format, 1 byte for interleaving header (always 0) and toc, no m-factor  2 ? payload including toc only, allow m-factor  3- RFC 3358 format  Mib name: acRtpVBRCoderHeaderFormat INI Name: VBRCODERHEADERFORMAT Profile name: Digital VoP Media Profile
AMR Coder Header Format	Enum: CE-AMR-DEFAULT-FORMAT(0), CE-AMR-RFC-3267-BUNDLING(1), CE-AMR-RFC-3267-INTERLEAVING(2), CE-AMR-IF2(3)	Online	0	AMR_CODER_HEADER_DEFAULT_FORMAT=0 - old m factor, each frame contains CRM byte and toc RFC_3267_BUNDLING=1 - single CRM byte followed by toc tables RFC_3267_INTERLEAVING=2 - supported as receivers only Mib name: acRtpAMRCoderHeaderFormat INI Name: AMRCODERHEADERFORMAT Profile name: Digital VoP Media Profile
Broken Connection Event Timeout	Integer 3-2684354	Online	3	Determines for how long the RTP connection should be broken before the Broken Connection event is issued. In units of 100 msec.  Mib name: acRtpRtcpBrokenConnectionEventTimeout INI Name: BROKENCONNECTIONEVENTTIMEOUT Profile name: Digital VoP Media Profile
Broken Connection Event Activation Mode	Enum: AfterFirstIncomingRTPPacket(0), OnRTPStreamActivation(1)	Online	0	Determines if the broken connection mechanism is activated when the RTP stream is activated or when the first RTP packet is received. 0 = After First incoming packet (default) 1 = Upon channel's RTP activation.  Mib name: acRtpRtcpBrokenConnectionEventActivationMode INI Name: BROKENCONNECTIONEVENTACTIVATIONMODE Profile name: Digital VoP Media Profile

Parameter Name	Type	Provisioning Type	Default Value	Description
Basic RTP Packet Interval	Enum: PACKET-INTERVAL-DEFAULT(0), PACKET-INTERVAL-5-MSEC(1), PACKET-INTERVAL-10-MSEC(2), PACKET-INTERVAL-20-MSEC(3)	Online	0	Selects the RTP packet rate for sample based coders (such as G.711, G.726, G.727). Also applicable for G.729, G.729E And G.728. 0 = Default (set internally) 1 = 5 msec 2 = 10 msec 3 = 20 msec Mib name: acRtpRtcpBasicRTTPacketInterval INI Name: BASICRTTPACKETINTERVAL Profile name: Digital VoP Media Profile
Connection Establish Notification Mode	Enum: AfterBrokenConnection(0), UponFirstRTPFrameDetection(1)	Online	0	Determines the notification mode for the RTP connection establishment event acEV_CONNECTION_ESTABLISHED. 0 = Notify only after a broken connection event 1 = Also notify when the first RTP packet is received Mib name: acRtpRtcpConnectionEstablishNotificationMode INI Name: CONNECTIONESTABLISHMENTNOTIFICATIONMODE Profile name: Digital VoP Media Profile
AMR FEC Redundancy Depth	Enum: CE-AMR-FEC-REDUNDANCY-LEVEL-NONE(0), CE-AMR-FEC-REDUNDANCY-LEVEL-1(1), CE-AMR-FEC-REDUNDANCY-LEVEL-2(2), CE-AMR-FEC-REDUNDANCY-LEVEL-3(3)	Online	0	Sets the AMR / WB-AMR Redundancy depth according to RFC 3267.  0 = No Redundancy 1 = Redundancy depth of a single packet 2 = Redundancy depth of 2 packets 3 = Redundancy depth of 3 packets  Mib name: acRtpAMRFECRedundancyDepth INI Name: AMRFECREDUNDANCYDEPTH Profile name: Digital VoP Media Profile
AMR FEC Num Of Mngt Policy Entries	Integer 0-9	Online	0	Sets the number of entries to be defined at the AMR management policy table. Each entry defines the policy of a different rate. Mib name: acRtpAMRFECNumOfMngtPolicyEntries INI Name: AMRFECNUMBEROFMODECMODES Profile name: Digital VoP Media Profile
AMR FEC Delay Hysteresis	Integer 0-255	Online	0	Defines the hysteresis of the Delay Threshold for AMR Hand-out events (in msec). Mib name: acRtpAMRFECDelayHysteresis INI Name: AMRFECDELAYHYSTERESIS Profile name: Digital VoP Media Profile



Parameter Name	Type	Provisioning Type	Default Value	Description
AMR FEC Delay Threshold	Integer 0-255	Online	0	Defines the one-way delay value (in msec) that may cause the AMR Hand Out report.  0 = 'Hand Out' report is disabled (default). Mib name: acRtpAMRFECDelayThreshold INI Name: AMRFECDELAYTHRESHHOLD Profile name: Digital VoP Media Profile
AMR Octet Aligned Enable	Enum: disable(0), enable(1)	Online	1	0 = disable the AMR Octet Aligned mode. 1 = enable the AMR Octet Aligned mode. Mib name: acRtpAMROctetAlignedEnable INI Name: AMROCTETALIGNEDENABLE Profile name: Digital VoP Media Profile

### 2.23.10 Tab: SRTP Settings

#### Frame: Media Provisioning, Tab: SRTP Settings

Parameter Name	Type	Provisioning Type	Default Value	Description
Enable Media Security	Enum: Disable(0), Enable(1)	Offline	0	Enables or disables Media Security protocol (SRTP) . Enabling this parameter might reduce the board channel capacity.  0 = Disable 1 = Enable Mib name: acVoiceEnableMediaSecurity INI Name: ENABLEMEDIASECURITY Profile name: Digital VoP Media Profile
Aria Protocol Support	Enum: Disable(0), Enable(1)	Offline	0	Enables or disables Aria encryption protocol. Enabling this parameter might reduce the board channel capacity.  0 = Disable 1 = Enable Supported on TP6310, TP8410 and M800 Mib name: acVoiceAriaProtocolSupport INI Name: ARIAPROTOCOLSUPPORT Profile name: Digital VoP Media Profile
RTP Authentication Disable Tx	Enum: inactive(0), active(1)	Online	0	On a secured RTP session, determines whether to enable Authentication on transmitted RTP packets.  One of the following values:  0 = Enable 1 = Disable Mib name: acSysMediaEncriptionRTPAuthenticationDisableTx INI Name: RTPAUTHENTICATIONDISABLETX Profile name: Digital VoP Media Profile

Parameter Name	Type	Provisioning Type	Default Value	Description
RTP Encryption Disable Tx	Enum: inactive(0), active(1)	Online	0	<p>On a secured RTP session, determines whether to enable Encryption on transmitted RTP packets. One of the following values:</p> <p>0 = Enable 1 = Disable Mib name: acSysMediaEncryptionRTPEncryptionDisableTx INI Name: RTPENCRYPTIONDISABLETX Profile name: Digital VoP Media Profile</p>
RTCP Encryption Disable Tx	Enum: inactive(0), active(1)	Online	0	<p>On a secured RTP session, determines whether to enable Encryption on transmitted RTCP packets. One of the following values:</p> <p>0 = Enable 1 = Disable Mib name: acSysMediaEncryptionRTCPEncryptionDisableTx INI Name: RTCPENCRYPTIONDISABLETX Profile name: Digital VoP Media Profile</p>
Packet MKI Size	Integer 0-4	Online	0	<p>Determines the size of the parameter Master Key Identifier (MKI) in SRTP Tx packets.</p> <p>One of the following values:</p> <p>0 = MKI Disabled 1 - 4 = size (bytes of MKI) Mib name: acSysSRTPPacketMKISize INI Name: SRTPTXPACKETMKISIZE Profile name: Digital VoP Media Profile</p>

## 2.23.11 Tab: RTCP Settings

Frame: Media Provisioning, Tab: RTCP Settings

Parameter Name	Type	Provisioning Type	Default Value	Description
Disable Interval Randomization	Integer 0-1	Online	0	Controls whether RTCP report intervals are randomized or whether each report interval accords exactly to the parameter defining RTCP Mean Tx Interval (in milliseconds). 0 = Randomize 1 = Don't Randomize Mib name: acRtcpDisableIntervalRandomization INI Name: DISABLERTCPRANDOMIZE Profile name: Digital VoP Media Profile
RTCP XR				
RTCP XR Enable	Enum: Disable(0), Enable(1), EnableOnlyCalculation (2)	Offline	0	Sets voice quality monitoring (RTCP-XR) mode.  0 = Disable 1 = Enable all 2 = Enable Only Calculation Mib name: acRtcpXrEnable INI Name: VQMONENABLE Profile name: Digital VoP Media Profile
Burst Threshold	Integer -1-12	Online	-1	voice quality monitoring - excessive burst alert threshold. if set to -1, no alerts will be issued. Mib name: acRtcpXrBurstThreshold INI Name: VQMONBURSTHR Profile name: Digital VoP Media Profile
Delay Threshold	Integer -1-12	Online	-1	voice quality monitoring - excessive delay alert threshold. if set to -1, no alerts will be issued. Mib name: acRtcpXrDelayThreshold INI Name: VQMONDELAYTHR Profile name: Digital VoP Media Profile
End of Call Rval Delay Threshold	Integer -1-12	Online	-1	voice quality monitoring - end of call low quality alert threshold. if set to -1, no alerts will be issued. Mib name: acRtcpXrEndOfCallRvalDelayThres hold INI Name: VQMONEOCRVALTHR Profile name: Digital VoP Media Profile

Parameter Name	Type	Provisioning Type	Default Value	Description
GMin	Integer 0-255	Online	0	voice quality monitoring - minimum gap size (number of frames) Mib name: acRtcpXrGMin INI Name: VQMONGMIN Profile name: Digital VoP Media Profile

## 2.23.12 Tab: Misc. Settings

Frame: Media Provisioning, Tab: Misc. Settings

Parameter Name	Type	Provisioning Type	Default Value	Description
TTY Transport Type	Enum: Disable(0), Inband-Relay(2), Bypass(1)	Online	0	Defines the transferring method of TTY signals during a call  0 = Disable 1 = Bypass 2 = Relay  Mib name: acVoiceTTYTransportType INI Name: TTYTRANSPORTTYPE Profile name: Digital VoP Media Profile
Enable Media UDP Checksum	Enum: Disable(0), Enable(1)	Offline	0	Determines whether to enable the UDP checksum calculation for RTP media TX over IPv4. One of the following possible values:  0 = Disable (No checksum: UDP checksum for IPv4 TX = 0) 1 = Enable (UDP checksum will be in the UDP header upon IPv4 TX)  Mib name: acRtpRtcpEnableMediaUDPChecksum INI Name: ENABLEMEDIAUDPCHECKSUM Profile name: Digital VoP Media Profile

## 2.24 Frame: Media Realm

### 2.24.1 Tab: Media Realm

Frame: Media Realm, Tab: Media Realm

Parameter Name	Type	Provisioning Type	Default Value	Description
Name	String Up to 38 chars.	Offline		A string representing the name of the media realm. Mib name: acCPMediaRealmName INI Name: CPMEDIAREALM_MEDIAREALMNAME Profile name: Not Profiled
IPv4 Interface		Offline		Select the OID of the IPv4 interface name corresponding to the one appearing in the interface table. The OID should be 1.3.6.1.4.1.5003.9.10.10.1.3.1.30.22.1.11.acSysInterfaceIndex Note: when ignore a default value will be SET: 0.0 Mib name: acCPMediaRealmIPv4If INI Name: CPMEDIAREALM_IPV4IF Profile name: Not Profiled
IPv6 Interface		Offline		Select the OID of the IPv6interface name corresponding to the one appearing in the interface table. The OID should be 1.3.6.1.4.1.5003.9.10.10.1.3.1.30.22.1.11.acSysInterfaceIndex Note: when ignore a default value will be SET: 0.0 Mib name: acCPMediaRealmIPv6If INI Name: CPMEDIAREALM_IPV6IF Profile name: Not Profiled
Port Range Start	Integer -1-60000	Offline	-1	The starting port for the range of media ports. Mib name: acCPMediaRealmPortRangeStart INI Name: CPMEDIAREALM_PORTRANGESTART Profile name: Not Profiled
Media Session Leg	Integer -1-6000	Offline	-1	The number of media sessions associated with the range of ports. Mib name: acCPMediaRealmMediaSessionLeg INI Name: CPMEDIAREALM_MEDIASESSIONLEG Profile name: Not Profiled

Parameter Name	Type	Provisioning Type	Default Value	Description
Port Range End	Integer -1-60000	Read-Only	-1	The ending port for the range of media ports. Mib name: acCPMediaRealmPortRangeEnd INI Name: CPMEDIAREALM_PORTRANGEEND Profile name: Not Profiled
Is Default Realm	Enum: false(0), true(1)	Offline	0	Determines whether this is the default media realm or not. Mib name: acCPMediaRealmIsDefault INI Name: CPMEDIAREALM_ISDEFAULT Profile name: Not Profiled

## 2.25 Frame: Megaco Parameters Provisioning

### 2.25.1 Tab: Megaco Settings

Frame: Megaco Parameters Provisioning, Tab: Megaco Settings

Parameter Name	Type	Provisioning Type	Default Value	Description
Compatibility Profile	Integer 0-131071	Offline	0	Controls MGCP/MEGACO functioning for vendor-specific compatibility. Refer to the product's User's Manual.  Range: Integer > 0  Refer to the product's User's Manual or the enumerator mgTMGCPPProfile for possible values. Mib name: acCPMiscCompatibilityProfile INI Name: MGCPCOMPATIBILITYPROFILE Profile name: Digital Megaco Profile
Profiling binary ASN	Integer 0-2147483647	Instant	1	Used to profile the binary ASN.1 encoding.  Range: Integer >0 Refer to the product's User's Manual for possible values. Mib name: acMCPProfileBinary INI Name: MEGACOASN1PROFILE Profile name: Digital Megaco Profile

Parameter Name	Type	Provisioning Type	Default Value	Description
AAS Packages	Enum: TD-51standard(0), H-248-9standard(1), MGCP-Packet-Cable(2), SIP-MSMCL(3)	Offline	0	Selects the profile for the Advanced Audio Syntax specification.  0 = TD-51 standard 1 = H.248.9 standard 2 = MGCP Packet Cable 3 = SIP MSMCL Mib name: acMCProfileAASPackages INI Name: AASPACKAGESPROFILE Profile name: Digital Megaco Profile
TDM Hair Pinning Mode	Enum: loopback(0), pstn(1)	Offline	0	determinewhich Hair-pinning mode is to be used:  mode 0 - will create TDM to TDM connection through IP software Loopback  mode 1 - will create ?pure? hair-pinning i.e. TDM to TDM connection through PSTN . Mib name: acMCProfileTdmHairPinningMode INI Name: MEGACOTDMHAIRPINNINGMODE Profile name: Digital Megaco Profile
Encoding Method	Enum: textEncoding(0)	Offline	0	Sets the MEGACO coding method.  0 = Text mode Mib name: acMCMiscEncodingMethod INI Name: MEGACOENCODING Profile name: Digital Megaco Profile
Context ID Offset	Integer 0-20000	Instant	0	Offset for the context ID generated by the gateway. e.g., offset = 100 causes the first context to be 101.  Range = 0 to 20000 Mib name: acMCMiscContextIDOffset INI Name: MEGACOCONTEXTIDOFFSET Profile name: Digital Megaco Profile

Parameter Name	Type	Provisioning Type	Default Value	Description
Trunk ID Offset	Integer 0-2147483647	Offline	0	<p>Sets the offset to the trunk numbering. e.g., Offset = 2 causes the first trunk number to be 2.</p> <p>Note: This parameter was replaced by the parameter 'EP_NUM'.</p> <p>Range: 0 to 4294967295 Mib name: acCPMiscTrunkIDOffset INI Name: MEGACOTRUNKIDOFFSET Profile name: Digital Megaco Profile</p>
Disconnect Behaviour	Enum: NoActionOnDisconnect(1), DisableTrunksOnDisconnect(2), ResetBoardOnDisconnect(3)	Offline	1	<p>Determines PBX behavior upon losing connectivity with H.248 Call agent or TPNCP. 1 = No Action - keep routing traffic 2 = Disable Trunks - stop routing traffic BUT RTP remains active 3 = Reset Board - Stop all</p> <p>Mib name: acMCMiscDisconnectBehavior INI Name: DISCONNECTBEHAVIOR Profile name: Digital Megaco Profile</p>
Enable SCTP as Control	Enum: disable(0), enable(1)	Offline	1	<p>Sets the location of the Stream Control Transmission Protocol (SCTP). If this parameter is set and the machine is functioning in multiple IPs mode, the SCTP is located on the control network. If not, the SCTP is located on the OAM network.</p> <p>0 = Default 1 = Enable Mib name: acMultipleIPEnableSCTPasControl INI Name: ENABLESCTPASCONTROL Profile name: Digital Megaco Profile</p>



Parameter Name	Type	Provisioning Type	Default Value	Description
SDP Profile	Integer 0-2147483647	Instant	0	Controls MEGACO functioning for SDP negotiation. The parameter is bitwise. Every new RFC support should be turned on or off with this parameter. Each bit function is described in the control protocol chapter. Mib name: acMCMiscSDPProfile INI Name: CPSDPPROFILE Profile name: Digital Megaco Profile

## 2.25.2 Tab: Naming Convention

Frame: Megaco Parameters Provisioning, Tab: Naming Convention

Parameter Name	Type	Provisioning Type	Default Value	Description
Pattern Phys	String Up to 30 chars.	Offline		Defines the name pattern of a physical termination. For Example: 'tgw/t*/c*'. The '*' sign stands for the actual numbers of the trunk and bchannel.  Range: String [30] Mib name: acMCNamePatternPhys INI Name: PHYSTERMNAMEPATTERN Profile name: Digital Megaco Profile
Pattern Logical RTP	String Up to 30 chars.	Offline		Defines the name pattern of an RTP termination.  For example: 'gw/rtp/*'. The '*' sign stands for the actual number of the RTP termination.  Range: String [30] Mib name: acMCNamePatternLogicalRTP INI Name: LOGICALRTPTERMPATTERN Profile name: Digital Megaco Profile
Name Pattern Conf	String Up to 32 chars.	Offline		Defines the name pattern of a conference termination.  Applicable to IPM-1610 and TP-6310 only.  Range: String[32] Mib name: acMCNamePatternConf INI Name: CONFERENCE TERMPATTERN Profile name: Digital Megaco Profile

Parameter Name	Type	Provisioning Type	Default Value	Description
Pattern BCTN	String Up to 32 chars.	Offline		Defines the name pattern of a BCT termination.  Applicable to IPM-1610 and TP-6310 only.  Range: String[32] Mib name: acMCNamePatternBCTN INI Name: BCTTERMPATTERN Profile name: Digital Megaco Profile
Pattern Audio	String Up to 32 chars.	Offline		Defines the name pattern of an audio termination.  Applicable to IPM-1610 and TP-6310 only.  Range: String[32] Mib name: acMCNamePatternAudio INI Name: AUDIOTERMPATTERN Profile name: Digital Megaco Profile
Trunk Test	String Up to 32 chars.	Offline		Defines the name pattern of a trunk test termination.  Applicable to IPM-1610 and TP-6310 only.  Range: String[32] Mib name: acMCNamePatternTrunkTest INI Name: TRUNKTESTTERMPATTERN Profile name: Digital Megaco Profile
Ephemeral ID Offset	Integer 0-2147483647	Instant	0	Offset for the ephemeral termination IDs in the gateway. e.g., offset = 100 causes the first ephemeral termination ID to be 101. Note: This parameter was replaced by the parameter 'RTP_Num'.  Range = 0 to 4294967295 Mib name: acMCNameNumberEphemeralIDOffset INI Name: MEGACOTERMINATIONIDOFFSET Profile name: Digital Megaco Profile
MEGACO Version				
Current Version	Integer 1-3	Read-Only	1	The Megaco version currently being used. Mib name: acMegacoStatusCurrentVersion Profile name: Not Profiled

### 2.25.3 Tab: Physical Endpoint Offsetting

Frame: Megaco Parameters Provisioning, Tab: Physical Endpoint Offsetting

Parameter Name	Type	Provisioning Type	Default Value	Description
Index	Integer 0-4	Read-Only	0	Index for table use. Mib name: acMCNameNumberPhysicalEndpointIndex Profile name: Digital Physical Endpoint Megaco Profile
Endpoint Start	Integer -1-65535	Offline	0	Defines the starting number for each name level (level 0 is the left one when looking at the parameter defining Phys Term Name Pattern). Thus, to start trunk numbering from 1, set EP_NUM_0 to 1.  Range: Any positive number Mib name: acMCNameNumberPhysicalEndpointStart INI Name: EP_NUM Profile name: Digital Physical Endpoint Megaco Profile
Endpoint Min	Integer 0-255	Offline	0	Defines the minimum number for each name level (level 0 is the left one, i.e., the trunk number). Mib name: acMCNameNumberPhysicalEndpointMin INI Name: EP_MIN Profile name: Digital Physical Endpoint Megaco Profile
Endpoint Max	Integer 0-65535	Offline	0	Defines the maximum number for each name level (level 0 is the left one, i.e., the trunk number). Mib name: acMCNameNumberPhysicalEndpointMax INI Name: EP_MAX Profile name: Digital Physical Endpoint Megaco Profile

## 2.25.4 Tab: RTP Endpoint Offsetting

Frame: Megaco Parameters Provisioning, Tab: RTP Endpoint Offsetting

Parameter Name	Type	Provisioning Type	Default Value	Description
Index	Integer 0-1	Read-Only	0	Index for table use. Mib name: acMCNameNumberStreamEndpointIndex Profile name: Digital Stream Endpoint Megaco Profile
RTP Start	Integer -1-65535	Instant	0	Defines the starting number for each name's RTP termination level Mib name: acMCNameNumberStreamEndpointRTPStart INI Name: RTP_NUM Profile name: Digital Stream Endpoint Megaco Profile

## 2.25.5 Tab: Communication Info

Frame: Megaco Parameters Provisioning, Tab: Communication Info

Parameter Name	Type	Provisioning Type	Default Value	Description
Transaction ID				
Transaction ID Range	Integer 0- 214748364 7	Instant	1.00E+09	Defines the range for the transaction ID.  Default = 999997999 Mib name: acCPTransactionIDRange INI Name: TRANSACTIONIDRANGE Profile name: Digital Megaco Profile
Transaction ID Base	Integer 0- 214748364 7	Instant	2000	Defines the minimum number for the transaction ID.  Default = 2000 Mib name: acCPTransactionIDBase INI Name: TRANSACTIONIDBASE Profile name: Digital Megaco Profile
Transaction Randomize ID	Enum: Disable(0), Enable(1)	Offline	1	Defines if the transactions produced by the board start with a fixed or random number.  1 = Randomize On Refer also to the parameters defining Transaction Id Range and Transaction Id Base. Mib name: acCPTransactionRandomizeID INI Name: RANDOMIZETRANSACTIONID Profile name: Digital Megaco Profile

Parameter Name	Type	Provisioning Type	Default Value	Description
Communication Layer Timeout	Integer 0-999	Instant	30	Assumed delay of the communication layer. It is used in retransmission. This parameter defines the maximal time to wait for a response before declaring a disconnection (in seconds). Mib name: acCPTransactionCommunicationLayerTimeout INI Name: MGPCCOMMUNICATIONLAYERTIMEOUT Profile name: Digital Megaco Profile
Transport				
Retransmission TimeOut	Integer - 214748364 7- 214748364 7	Instant	- 21474836 47	Controls protocols retransmission timeout. Sets the initial time (in msec) for the first retransmission. The retransmission intervals thereafter increase exponentially. Mib name: acCPTransportRetransmissionTimeOut INI Name: MGCPRETRANSMISSIONTIMEOUT Profile name: Digital Megaco Profile
Control Diff Serv	Integer 0-63	Offline	0	Defines the value of the field 'DiffServ' in the IP header for control traffic.  Range: 0 to 63 Mib name: acCPTransportControlDiffServ INI Name: CONTROLDIFFSERV Profile name: Digital Megaco Profile
Hang Term Timeout	Integer 0-65535	Instant	0	Default timeout (in seconds) for sending Hanging Termination event, when a request for Hanging Termination is sent without parameters.  Range - 0 -65535 Mib name: acMCCommunicationTimerHangTermTimeout INI Name: MEGACOHANGTERMTIMEOUT Profile name: Digital Megaco Profile
Restart Max Waiting Delay	Integer 0-600000	Instant	2500	Defines the Maximum Waiting Delay (in milliseconds) before restart service change when the Media Gateway is powered on. Mib name: acMCCommunicationTimerRestartMaxWaitingDelay INI Name: RESTARTMAXIMUMWAITINGDELAY Profile name: Digital Megaco Profile

Parameter Name	Type	Provisioning Type	Default Value	Description
Target Mg Response Time	Integer 100-1000	Instant	200	<p>The response time is defined as the time from the arrival of a call set-up request until the response (in msec).</p> <p>Range = 100-1000 in resolutions of 50 (i.e. 100, 150, 200, 250...)</p> <p>Mib name: acMCCommunicationTimerTargetMgResponseTime</p> <p>INI Name: TARGETMG_RESPONSETIME</p> <p>Profile name: Digital Megaco Profile</p>
MG Provisional Response	Integer 0-20000	Instant	0	<p>Defines the provisional response timer for the media gateway (in msec).</p> <p>Range: 0 to 20000</p> <p>Mib name: acMCCommunicationTimerMGProvisionalResponse</p> <p>INI Name: MGPROVISIONALRESPONSETIME</p> <p>Profile name: Digital Megaco Profile</p>
MGC Provisional Response	Integer 0-20000	Instant	0	<p>Defines the provisional response timer for the MGC (in msec).</p> <p>Range: 0 to 20000</p> <p>Mib name: acMCCommunicationTimerMGCProvisionalResponse</p> <p>INI Name: MGCPROVISIONALRESPONSETIME</p> <p>Profile name: Digital Megaco Profile</p>
MG Execution Time	Integer 0-2000	Instant	0	<p>Defines the estimated execution time of the media gateway (in msec).</p> <p>Range: 0 to 2000</p> <p>Mib name: acMCCommunicationTimerMGExecutionTime</p> <p>INI Name: MGEXECUTIONTIME</p> <p>Profile name: Digital Megaco Profile</p>
MGC Execution Time	Integer 0-2000	Instant	0	<p>Defines the estimated execution time of the MGC (in msec).</p> <p>Range: 0 to 2000</p> <p>Mib name: acMCCommunicationTimerMGCExecutionTime</p> <p>INI Name: MGCEXECUTIONTIME</p> <p>Profile name: Digital Megaco Profile</p>
Keep Alive				

Parameter Name	Type	Provisioning Type	Default Value	Description
Keep Alive Enabled	Integer - 214748364 7- 214748364 7	Instant	0	Enables a proprietary keep-alive mechanism, in which a serviceChange is send with UNDEFINED as the termination ID and restart method. 0 = disable >0 = enable Mib name: acCPKeepAliveEnabled INI Name: KEEPALIVEENABLED Profile name: Digital Megaco Profile
Keep Alive Interval	Integer 1-300	Instant	12	This parameter is used to define the interval in seconds of a KeepAlive message. Mib name: acCPKeepAliveInterval INI Name: KEEPALIVEINTERVAL Profile name: Digital Megaco Profile

## 2.25.6 Tab: Media Settings

Frame: Megaco Parameters Provisioning, Tab: Media Settings

Parameter Name	Type	Provisioning Type	Default Value	Description
Dial Tone Duration	Integer -2147483647- 2147483647	Instant	16	<p>Defines the timeout (in seconds) for the dial tone signal.</p> <p>Range: 1 to 65535 Mib name: acCPMiscDialToneDuration INI Name: DIALTONEDURATION Profile name: Digital Megaco Profile</p>
SDP Profile;Perform SDP Negotiation according to RFC3407 spec;Support V.152 (VBD);Perform SDP Negotiation according to RFC3264 spec;Perform SDP Negotiation only according to received SDP. Ignore default configure;Replied SDP will contain also T, S and O lines;Hard Coded Configure PTime Value for Transparent Coder. The Value is 10	Integer Bitmask Bitmap- 0x003F	Instant	0	<p>Controls MGCP/MEGACO functioning for SDP negotiation. The parameter is bitwise. Every new RFC support should be turned on or off with this parameter. Each bit function is described in the control protocol chapter.</p> <p>Mib name: acCPMiscSDPProfile INI Name: CPSDPPROFILE Profile name: Digital Megaco Profile</p>
RTCP Interval	Integer -2147483647- 2147483647	Instant	0	<p>Defines the time interval between the adjacent RTCP reports (in msec).</p> <p>Range: 0 to 65535 Mib name: acCPMediaRTCPInterval INI Name: RTCPINTERVAL Profile name: Digital Megaco Profile</p>



Parameter Name	Type	Provisioning Type	Default Value	Description
Default Coder	Enum: Non-Initialized(0), G711Mulaw(1), G711Alaw-64(2), G726-16(3), G726-24(4), G726-32(5), G726-40(6), G727-16(7), G727-24-16(8), G727-24(9), G727-32-16(10), G727-32-24(11), G727-32(12), G727-40-16(13), G727-40-24(14), G727-40-32(15), G723High-(16), G723Low(17), G729(18), G728(19), GSM(20), Transparent(21), NetCoder-4-8(22), NetCoder-5-6(23), NetCoder-6-4(24), NetCoder-7-2(25), NetCoder-8(26), NetCoder-8-8(27), NetCoder-9-6(28), EVRC0(29), EVRC-TFO(30), EVRC-TTY(31), QCELP-8(32), QCELP-8- TFO(33), QCELP- 13(34), QCELP- 13-TFO(35), G729E(36), AMR- 4-75(37), AMR-5- 15(38), AMR-5- 9(39), AMR-6- 7(40), AMR-7- 4(41), AMR-7- 95(42), AMR-10- 2(43), AMR-12- 2(44), GSM- EFR(45), iLBC13(46), iLBC15(47), BV16(48), EVRC(49), Telepone-Event- RFC2833(50), Redundancy- RTP- RFC2198(51), MODEM- Relay(52), ComfortNoise- Coder(53), IMAGET38(54), NOOP(55), G722(56)	Instant	2	This parameter can be used to set a default coder for channel opening. For the legal coder names, refer to the product's User Manual.  Default = cpDPT_G711Mulaw_Coder Mib name: acCPMediaDefaultCoder INI Name: MGCPDEFAULTCODER Profile name: Digital Megaco Profile
Version 6.6			153	December 2012

Parameter Name	Type	Provisioning Type	Default Value	Description
Record Coder	Enum: G711Mulaw(1), G711Alaw-64(2)	Instant	1	Determines the coder used for recording to a file. Mib name: acCPMediaRecordCoder INI Name: CPRECORDCODER Profile name: Digital Megaco Profile
Play Coder	Enum: G711Mulaw(1), G711Alaw-64(2)	Instant	1	Determines the coder type to be used when playing a file of type .raw Mib name: acCPMediaPlayCoder INI Name: CPPLAYCODER Profile name: Digital Megaco Profile
Packetization Period	Integer 5-120	Instant	20	Defines the default packetization period (Frame Size).  Default = 20 msec (for G.723 30)  Range: 5 to 80 Mib name: acCPMediaPacketizationPeriod INI Name: DEFAULTPACKETIZATIONPERIOD Profile name: Digital Megaco Profile
Session Owner	String Up to 31 chars.	Instant		Defines the owner/creator of the session Range = String[31] Mib name: acCPNamingSessionOwner INI Name: CPSPDSESSIONOWNER Profile name: Digital Megaco Profile

## 2.25.7 Tab: Digit Settings

Frame: Megaco Parameters Provisioning, Tab: Digit Settings

Parameter Name	Type	Provisioning Type	Default Value	Description
Use End Of DTMF	Integer -2147483647- 2147483647	Instant	1	Defines if the detection of DTMF events is notified at the end of DTMF or at the start of DTMF.  0 = at start of DTMF 1 = at the end of DTMF Mib name: acCPDigitCollectUseEndOfDTMF INI Name: MGCPDTMFDETECTIONPOINT Profile name: Digital Megaco Profile
DTMF Length (msec)	Integer -2147483647- 2147483647	Instant	100	Defines the time to play DTMF (in msec).  Range: 0 to 65535 Mib name: acCPDigitCollectDTMFLength INI Name: DTMFDIGITLENGTH Profile name: Digital Megaco Profile
DTMF Inter Interval (msec)	Integer 0-65535	Instant	100	Defines the time between DTMFs played (in msec).  Range: 0 to 65535 Mib name: acCPDigitCollectDTMFInterInterval INI Name: DTMFINTERDIGITINTERVAL Profile name: Digital Megaco Profile
Map TimeOut Timer (msec)	Integer -1-65535	Instant	-1	Defines the timeout value (T symbol) in a digit map, in increments of 10. For MEGACO, it's the start timer. For the others, it's the end timer.  When the value is -1, it means the hardcoded value (16000). Mib name: acCPDigitCollectMapTimeOutTimer INI Name: DIGITMAPTIMEOUTTIMER Profile name: Digital Megaco Profile
Map Short Timer (msec)	Integer -1-65535	Instant	3000	Defines the short timer (S Symbol) value in millisecond, in a digit map. This timer is typically activated when the repetition symbol "." exists.  When the value is -1, it means the hardcoded value (3000). Mib name: acCPDigitCollectMapShortTimer INI Name: CPDIGITMAPSHORTTIMER Profile name: Digital Megaco Profile

Parameter Name	Type	Provisioning Type	Default Value	Description
Map Long Timer (msec)	Integer -1-65535	Instant	16000	<p>Defines the inter-digit long timer (L Symbol) value in millisecond, in a digit map. This timer is typically activated between collected digit when the end of the pattern is not reached yet.</p> <p>When the value is -1, it means the hardcoded value (16000). Mib name: acCPDigitCollectMapLongTimer INI Name: CPDIGITMAPLONGTIMER Profile name: Digital Megaco Profile</p>
Digit Map Name	String Up to 30 chars.	Offline		<p>Name of the provisioned digit map.</p> <p>Range: String[30] Mib name: acCPDigitMapDefaultName INI Name: DIGITMAPNAME Profile name: Digital Megaco Profile</p>
Digit Map Patterns	String Up to 500 chars.	Offline		<p>The digit map patterns separated by a vertical bar ( ), as defined in the MEGACO RFC.</p> <p>Range = String[500] Mib name: acCPDigitMapPatterns INI Name: DIGITMAPPING Profile name: Digital Megaco Profile</p>
Digit Map Dialed String Prefix	String Up to 8 chars.	Instant		<p>Defines a prefix to add to the dialed string.</p> <p>Range = String[8] Mib name: acCPDigitMapDialedStringPrefix INI Name: DIALEDSTRINGPREFIX Profile name: Digital Megaco Profile</p>

## 2.26 Frame: MTP2 Profile

### 2.26.1 Tab: MTP2 Profile

Frame: MTP2 Profile , Tab: MTP2 Profile

Parameter Name	Type	Provisioning Type	Default Value	Description
Link Rate	String Up to 1 chars.	Online		Defines the SS7 SLI Link Rate. Choose either: A = 64 kbps D = 56 kbps 0 = 64 kbps Mib name: acSS7MTP2AttribLinkRate INI Name: SS7MTP2PARMS_LINKRATE Profile name: Not Profiled
Error Correction Method	String Up to 1 chars.	Online		Defines the SLI error correction method. B = Basic P = PCR (Preventive Cyclic Retransmission) Mib name: acSS7MTP2AttribErrorCorectionMethod INI Name: SS7MTP2PARMS_ERRORCORRECTIONMETHOD Profile name: Not Profiled
Iac Cp	Integer 0-10	Online	5	Defines the number of aborted proving attempts before sending an out-of-service to MTP-3. Mib name: acSS7MTP2AttribIacCp INI Name: SS7MTP2PARMS_IACCP Profile name: Not Profiled
SUERM Threshold	Integer 0-256	Online	64	Defines the SS7 SUERM (Signal Unit Error Rate Monitor) T threshold. Mib name: acSS7MTP2AttribSUERMThreshold INI Name: SS7MTP2PARMS_SUERMT Profile name: Not Profiled
AERM Normal Threshold	Integer 0-20	Online	4	Normal AERM (alignment error rate monitor) threshold [0 to 20]. Mib name: acSS7MTP2AttribAERMNormalThreshold INI Name: SS7MTP2PARMS_AERMTIN Profile name: Not Profiled
AERM Emerg Threshold	Integer 0-10	Online	1	Emergency AERM (alignment error rate monitor) threshold [0 to 10]. Mib name: acSS7MTP2AttribAERMEmerglThreshold INI Name: SS7MTP2PARMS_AERMTIE Profile name: Not Profiled
SUERM Sig Unit D Threshold	Integer 0-256	Online	256	Defines the SS7 Signal Unit error rate monitor D threshold. Mib name: acSS7MTP2AttribSUERMSigUnitDThreshold INI Name: SS7MTP2PARMS_SUERMSUD Profile name: Not Profiled

Parameter Name	Type	Provisioning Type	Default Value	Description
Octet Counting	Integer 0-256	Online	16	Defines the SS7 MTP2 Octet received while the OCTET is in counting mode (# of Octets received - N Octets - while in Octet counting mode). Mib name: acSS7MTP2AttribOctetCounting INI Name: SS7MTP2PARMS_OCTETCOUNTING Profile name: Not Profiled
Timer T1	Integer 0-100000	Online	50000	Defines the SS7 MTP2 T1 alignment ready timer (in msec). Mib name: acSS7MTP2AttribTimerT1 INI Name: SS7MTP2PARMS_T1 Profile name: Not Profiled
Timer T2	Integer 0-200000	Online	150000	Defines the SS7 MTP2 T2 unaligned timer (in msec). Mib name: acSS7MTP2AttribTimerT2 INI Name: SS7MTP2PARMS_T2 Profile name: Not Profiled
Timer T3	Integer 0-20000	Online	2000	Defines the SS7 MTP2 T3 timer aligned. Mib name: acSS7MTP2AttribTimerT3 INI Name: SS7MTP2PARMS_T3 Profile name: Not Profiled
Timer T4 Normal	Integer 0-15000	Online	8200	Defines the SS7 MTP2 T4n Normal proving period timer. Mib name: acSS7MTP2AttribTimerT4Normal INI Name: SS7MTP2PARMS_T4N Profile name: Not Profiled
Timer T4 Emerg	Integer 0-5000	Online	500	Defines the SS7 MTP2 T4e Emergency proving period timer (msec). Mib name: acSS7MTP2AttribTimerT4Emerg INI Name: SS7MTP2PARMS_T4E Profile name: Not Profiled
Timer T5	Integer 0-2400	Online	120	Defines the SS7 MTP2 Sending SIB timer. Mib name: acSS7MTP2AttribTimerT5 INI Name: SS7MTP2PARMS_T5 Profile name: Not Profiled
Timer T6	Integer 0-10000	Online	6000	Defines the SS7 MTP2 Remote Congestion timer (in msec). Mib name: acSS7MTP2AttribTimerT6 INI Name: SS7MTP2PARMS_T6 Profile name: Not Profiled
Timer T7	Integer 0-5000	Online	2000	Defines the SS7 MTP2 excessive delay of the ack timer (in msec). Mib name: acSS7MTP2AttribTimerT7 INI Name: SS7MTP2PARMS_T7 Profile name: Not Profiled
LSSU Length	Integer 1-2	Online	1	Defines the SS7 MTP2 LSSU length as 1 or 2 (bytes). Mib name: acSS7MTP2AttribLSSULength INI Name: SS7MTP2PARMS_LSSULENGTH Profile name: Not Profiled

Parameter Name	Type	Provisioning Type	Default Value	Description
Pcr N2	Integer 0-512	Online	200	This parameter is used to define Preventive Cyclic Retransmission - the number of message signal unit octets available for retransmission (ITU-T Q703 6.4 - Forced retransmission). Mib name: acSS7MTP2AttribPcrN2 INI Name: SS7MTP2PARMS_PCRN2 Profile name: Not Profiled

## 2.27 Frame: Network Parameters Provisioning

### 2.27.1 Tab: IP Interface Parameters

Frame: Network Parameters Provisioning, Tab: IP Interface Parameters

Parameter Name	Type	Provisioning Type	Default Value	Description
VLAN Mode	Enum: Disable(0), Enable(1)	Offline	0	Sets the VLAN functionality.  0 = Disable 1 = Enable Mib name: acSysVLANMode INI Name: VLANMODE Profile name: Digital Network Profile
Native VLAN ID	Integer 1-4094	Online	1	Sets the native VLAN identifier. Mib name: acSysVLANVlanNativeVlanId INI Name: VLANNATIVEVLANID Profile name: Digital Network Profile
Enable Network Separation	Enum: disable(0), enable(1)	Offline	0	Enables Network Physical Separation. Allows the user to have separate port for each Network. Requires suitable hardware.  0 = Disabled 1 = Enabled Mib name: acMultipleIPEnableNetworkSeparation INI Name: ENABLENETWORKPHYSICALSEPARATION Profile name: Not Profiled

## 2.27.2 Tab: QoS Settings

Frame: Network Parameters Provisioning, Tab: QoS Settings

Parameter Name	Type	Provisioning Type	Default Value	Description
Differentiated Services				
Network Service Class Diff Serv	Integer 0-63	Online	48	<p>This parameter is used to set the DiffServ for Network service class content.</p> <p>Range = 0 to 63 Default = 48 Mib name: acSysVLANNetworkServiceClassDiffServ INI Name: NETWORKSERVICECLASSDIFFSERV Profile name: Digital Network Profile</p>
Premium Service Class Media Diff Serv	Integer 0-63	Online	46	<p>This parameter is used to set the DiffServ for Premium service class content and media traffic.</p> <p>Range = 0 to 63 Mib name: acSysVLANPremiumServiceClassMediaDiffServ INI Name: PREMIUMSERVICECLASSMEDIADIFFSERV Profile name: Digital Network Profile</p>
Premium Service Class Control Diff Serv	Integer 0-63	Online	40	<p>Sets the DiffServ for the Premium service class content and control traffic.</p> <p>Range: 0 to 63 Mib name: acSysVLANPremiumServiceClassControlDiffServ INI Name: PREMIUMSERVICECLASSCONTROLDIFFSERV Profile name: Digital Network Profile</p>
Gold Service Class Diff Serv	Integer 0-63	Online	26	<p>Sets the DiffServ for the Gold service class content.</p> <p>Range = 0 to 63 Default = 26 Mib name: acSysVLANGoldServiceClassDiffServ INI Name: GOLDSERVICECLASSDIFFSERV Profile name: Digital Network Profile</p>
Bronze Service Class Diff Serv	Integer 0-63	Online	10	<p>Sets the DiffServ for the Bronze service class content.</p> <p>Range = 0 to 63 Default = 10 Mib name: acSysVLANBronzeServiceClassDiffServ INI Name: BRONZESERVICECLASSDIFFSERV Profile name: Digital Network Profile</p>
DSCP to QoS Mapping				



Parameter Name	Type	Provisioning Type	Default Value	Description
Network Service Class Priority	Integer 0-7	Online	7	This parameter is used to set the priority for Network service class content.  Range = 0 to 7 Default = 7 Mib name: acSysVLANNetworkServiceClassPriority INI Name: VLANNETWORKSERVICECLASSPRIORITY Profile name: Digital Network Profile
Premium Service Class Media Priority	Integer 0-7	Online	6	Sets the priority for the Premium service class content and media traffic. Range = 0 to 7 Default = 6 Mib name: acSysVLANPremiumServiceClassMediaPriority INI Name: VLANPREMIUMSERVICECLASSMEDIAPRIORITY Profile name: Digital Network Profile
Gold Service Class Priority	Integer 0-7	Online	4	Sets the priority for the Gold service class content.  Range = 0 to 7 Default = 4 Mib name: acSysVLANGoldServiceClassPriority INI Name: VLANGOLDSERVICECLASSPRIORITY Profile name: Digital Network Profile
Bronze Service Class Priority	Integer 0-7	Online	2	Sets the priority for the Bronze service class content.  Range = 0 to 7 Default = 2 Mib name: acSysVLANBronzeServiceClassPriority INI Name: VLANBRONZESERVICECLASSPRIORITY Profile name: Digital Network Profile
Premium Service Class Control Priority	Integer 0-7	Online	6	Sets the priority for the Premium service class content and control traffic.  Range = 0 to 7 Default = 6 Mib name: acSysVLANPremiumServiceClassControlPriority INI Name: VLANPREMIUMSERVICECLASSCONTROLPRIORITY Profile name: Digital Network Profile

### 2.27.3 Tab: Static Routes

Frame: Network Parameters Provisioning, Tab: Static Routes

Parameter Name	Type	Provisioning Type	Default Value	Description
Status	Enum: Active(1), NotInService(2), NotReady(3), CreateAndGo(4), CreateAndWait(5), Destroy(6)	Instant	1	The row status variable, used according to row installation and removal conventions. A row entry cannot be modified when the status is marked as active(1). Mib name: inetCidrRouteStatus Profile name: Not Profiled
Interface Index	Integer 0-256	Instant	1	The ifIndex value that identifies the local interface through which the next hop of this route should be reached. A value of 0 is valid and represents the scenario where no interface is specified. Mib name: inetCidrRouteIfIndex Profile name: Not Profiled
Primary Routing Metric	Integer -1-100	Instant	1	The primary routing metric for this route. The semantics of this metric are determined by the routing-protocol specified in the route's inetCidrRouteProto value. If this metric is not used, its value should be set to -1. Mib name: inetCidrRouteMetric1 Profile name: Not Profiled

Parameter Name	Type	Provisioning Type	Default Value	Description
Type	Enum: Other(1), Reject(2), Local(3), Remote(4), Black Hole(5), Static Inactive(6), Static Active(7), Automatic(8)	Read-Only	1	<p>The type of route. Note that local(3) refers to a route for which the next hop is the final destination; remote(4) refers to a route for which the next hop is not the final destination.</p> <p>Routes that do not result in traffic forwarding or rejection should not be displayed, even if the implementation keeps them stored internally.</p> <p>reject(2) refers to a route that, if matched, discards the message as unreachable and returns a notification (e.g., ICMP error) to the message sender. This is used in some protocols as a means of correctly aggregating routes.</p> <p>blackhole(5) refers to a route that, if matched, discards the message silently. Mib name: inetCidrRouteType Profile name: Not Profiled</p>

## 2.27.4 Tab: SCTP

Frame: Network Parameters Provisioning, Tab: SCTP

Parameter Name	Type	Provisioning Type	Default Value	Description
Heart Beat Interval	Integer 0-3600	Offline	30	<p>Defines the SCTP heartbeat interval.</p> <p>Range: 1 to 3600 Mib name: acSysSCTPHeartBeatInterval INI Name: SCTPHBINTERVAL Profile name: Digital Network Profile</p>
T4 SACK Timer	Integer 1-5	Offline	3	<p>Defines the SCTP T4 SACK timer interval.</p> <p>Range: 1 to 5 Mib name: acSysSCTPT4SACKTimer INI Name: SCTPT4SACKTIMER Profile name: Digital Network Profile</p>
Check Sum Method	Enum: Adler(0), Crc(1)	Offline	0	<p>Stream Control Transmission Protocol (SCTP) uses a checksum mechanism in order to authenticate packets on both sides (the receiving side and the transmitting side).</p> <p>Presently, two checksum mechanisms are available:</p> <p>0 = Adler32 checksum mechanism 1 = CRC32C checksum mechanism (improved mechanism)</p> <p>Mib name: acSysSCTPChecksumMethod INI Name: SCTPCHECKSUMMETHOD Profile name: Digital Network Profile</p>
Host Name	String Up to 255 chars.	Offline	NULL	<p>When this parameter is set to any value other than an empty string, SCTP (Stream Control Transmission Protocol) uses the value as the value of the FQDN (Fully Qualified Domain Name) parameter attached to the INIT chunk. In this case, the FQDN parameter replaces any IP address parameters in the INIT chunk.</p> <p>This feature enables overcoming NAT problems where the original IP addresses belonging to the endpoint supports are converted into pseudo addresses. When this parameter is not set (default), the INIT chunk is sent without any FQDN parameter.</p> <p>Range = String[42] Mib name: acSysSCTPHostName INI Name: SCTPHOSTNAME Profile name: Digital Network Profile</p>

Parameter Name	Type	Provisioning Type	Default Value	Description
SCTP Associations Num	Integer 1-8	Offline	3	Defines the maximum number of Stream Control Transmission Protocol (SCTP) associations that can be opened.  Range: 1 to 8 Mib name: acSysSCTPAssociationsNum INI Name: SCTPASSOCIATIONSNUM Profile name: Digital Network Profile

## 2.27.5 Tab: Ethernet Ports

Frame: Network Parameters Provisioning, Tab: Ethernet Ports

Parameter Name	Type	Provisioning Type	Default Value	Description
Index	Integer 1-12	NA	1	The row's index. On 8410 Systems: Index 1 ? related to GBE port no.1 in the TER (Media). Index 2 ? related to GBE port no.2 in the TER (Media). Index 3 ? related to port 1A in PEM #1 (Control). Index 4 ? related to port 1B in PEM #2 (Control). Index 5 ? related to port 2A in PEM #1 (OAM). Index 6 ? related to port 2B in PEM #2 (OAM). On MSBG only: 1-12 LAN interfaces. Mib name: acSysEthernetStatusIndex Profile name: Not Profiled
Ethernet Port Configuration				
Port Duplex Mode	Enum: HalfDuplex(0), FullDuplex(1), ForceModeValue(2), NotAvailable(3)	Read-Only	0	full-duplex or half-duplex connection Mib name: acSysEthernetStatusPortDuplexMode Profile name: Not Profiled
Physical Configuration	Enum: HalfDuplex10BaseT(0), FullDuplex10BaseT(1), HalfDuplex100BaseT(2), FullDuplex100BaseT(3), AutoNegotiate(4), FullDuplex1000BaseT(7)	Offline	4	Controls the Ethernet connection mode type. Auto-negotiate falls back to Half-Duplex mode (HD) when the opposite port is not in Auto-negotiate mode. The speed (10 Base-T or 100 Base-TX) in this mode is always configured correctly.  0 = 10 Base-T half-duplex 1 = 10 Base-T full-duplex 2 = 100 Base-TX half-duplex 3 = 100 Base-TX full-duplex 4 = Auto-negotiate Mib name: acSysEthernetPortPhyConfiguration INI Name: ETHERNETPHYCONFIGURATION Profile name: Digital Network Profile
Port Speed	Enum: ForceModeValue(2), NotAvailable(3), ac10Mbps(10), ac100Mbps(100), ac1000Mbps(1000)	Read-Only	0	port speed Mib name: acSysEthernetStatusPortSpeed Profile name: Not Profiled

Parameter Name	Type	Provisioning Type	Default Value	Description
Active Port Number	Enum: notActive(0), Active(1)	Read-Only	0	Status of ethernet port - active or not active. Mib name: acSysEthernetStatusActivePortNumber Profile name: Not Profiled

### 2.27.6 Tab: General Settings

#### Frame: Network Parameters Provisioning, Tab: General Settings

Parameter Name	Type	Provisioning Type	Default Value	Description
Disable ICMP Redirects	Enum: Disable(0), Enable(1)	Instant	0	Disable ICMP Redirect messages. When set to 0 ICMP Redirect messages are not ignored. Mib name: acSysNetworkSettingsDisableICMPRedirects INI Name: DISABLEICMPREDIRECTS Profile name: Not Profiled

## 2.28 Frame: NFAS Settings Provisioning

### 2.28.1 Tab: NFAS Setting

Frame: NFAS Settings Provisioning, Tab: NFAS Setting

Parameter Name	Type	Provisioning Type	Default Value	Description
Trunk Id	Integer 0-83	Read-Only	0	Trunk ID at board in which the call is taking place Mib name: acTrunkIndex Profile name: Not Profiled
ISDN NFAS Interface ID	Integer 0-255	Online	0	Defines the Interface ID. Works with NS_EXPLICIT_INTERFACE_ID. Refer to the VoPLib documentation(ISDN Flexible Behavior). Default = (unsigned char)-1.  Range = 0 to 255 Mib name: acTrunkISDNnfasInterfaceId INI Name: ISDNNFASINTERFACEID Profile name: Not Profiled
Group Number	Integer 0-12	Online	0	Relevant only for T1 ISDN NFAS trunks indicates the group number of the NFAS group. ;Valid NFAS group numbers are only 1 to 9, 0 indicating that this trunk is not NFAS (in this case the ISDNNFASInterfaceID and DchConfig parameters are ignored). Mib name: acTrunkISDNnfasGroupNumber INI Name: NFASGROUPNUMBER Profile name: Not Profiled
D-channel configuration	Enum: acDCH-CONFIG-PRIMARY(0), acDCH-CONFIG-BACKUP(1), acDCH-CONFIG-NFAS(2)	Online	0	Defines D-channel configuration. This setting is only applicable to ISDN PRI protocols that support NFAS and/or D-channel backup procedures.  0 = D-channel is Primary 1 = Backup 2 = NFAS Mib name: acTrunkISDNnfasDchConfig INI Name: DCHCONFIG Profile name: Not Profiled
Trunk Admin State	Enum: Locked(0), UnLocked(1)	Online	0	Trunk Administrative State Mib name: acTrunkAdministrativeState Profile name: Not Profiled



## 2.29 Frame: Quality of Experience

### 2.29.1 Tab: Quality of Experience

Frame: Quality of Experience, Tab: Quality of Experience

Parameter Name	Type	Provisioning Type	Default Value	Description
Server Ip	IPAddress	Offline		in case VQM is at client configuration, this parameter defines the server ip. Mib name: acCPQualityOfExperienceServerIp INI Name: QOESERVERIP Profile name: Digital Quality of Experience Profile
Port	Integer 0-65534	Instant	5000	Quality Of Experience Port Mib name: acCPQualityOfExperiencePort INI Name: QOEPORT Profile name: Digital Quality of Experience Profile
Interface Name	String Up to 64 chars.	Offline		the interface to wait on in case of server (default is the default control interface). Mib name: acCPQualityOfExperienceInterfaceName INI Name: QOEINTERFACENAME Profile name: Digital Quality of Experience Profile

## 2.30 Frame: Routing Provisioning

### 2.30.1 Tab: General Settings

Frame: Routing Provisioning, Tab: General Settings

Parameter Name	Type	Provisioning Type	Default Value	Description
TEL To IP Routing Mode	Enum: RouteBeforeMap(0), RouteAfterMap(1)	Instant	0	Defines order between routing incoming calls from Tel side and performing manipulations Mib name: manipulationAndRoutingModeTel2Ip INI Name: ROUTEMODETEL2IP Profile name: Not Profiled
IP To TEL Routing Mode	Enum: RouteBeforeMap(0), RouteAfterMap(1)	Instant	0	Defines order between routing incoming calls from IP side and performing manipulations Mib name: manipulationAndRoutingModeIp2Tel INI Name: ROUTEMODEIP2TEL Profile name: Not Profiled
Filter Calls To IP	Enum: No(0), Yes(1)	Instant	0	When Gatekeeper/Proxy is enabled, do not start session if called number is not listed or restricted in Tel to IP routing table Mib name: manipulationAndRoutingFilterCalls2Ip INI Name: FILTERCALLS2IP Profile name: Not Profiled
Enable Alternative Routing	Enum: Disable(0), Enable(1), statusOnly(2)	Instant	0	Enable Tel to IP Alternative Routing. Can be enabled for status only without affecting routing Mib name: manipulationAndRoutingAltRoutingTel2IpEnable INI Name: ALTROUTINGTEL2IPENABLE Profile name: Not Profiled
Alternative Routing Mode	Enum: None(0), Conn(1), Qos(2), Both(3)	Instant	3	Methods used for Alternative Routing operation Mib name: manipulationAndRoutingAltRoutingTel2IpMode INI Name: ALTROUTINGTEL2IPMODE Profile name: Not Profiled
Alternative Routing Tone Duration [ms]	Integer 0-20000	Instant	0	Alternative Routing Tone Duration. 0 - disabled (milliseconds) Mib name: manipulationAndRoutingAltRoutingToneDuration INI Name: ALTROUTINGTONEDURATION Profile name: Not Profiled
QoS Probability	Integer 0-100	Instant	5	in case of QOS problem, a call has this probability (in percents) to continue, in order to reevaluate the QOS. Mib name: manipulationAndRoutingAltRoutingTel2IpQosAllowTheNCall INI Name: ALTROUTINGTEL2IPQOSALLOWPROB Profile name: Not Profiled

Parameter Name	Type	Provisioning Type	Default Value	Description
Prefer Routing Table	Enum: Disable(0), Enable(1)	Instant	0	Prefer Routing Table Mib name: manipulationAndRoutingPreferRouteTable INI Name: PREFERROUTETABLE Profile name: Not Profiled
Alternative Routing Telephone to Ip Connection Method	Enum: ping(0), options(1)	Instant	0	Tel to IP Alternative Routing Connectivity Method. Mib name: manipulationAndRoutingAltRoutingTel2IpConnMethod INI Name: ALTROUTINGTEL2IPCONNMETHOD Profile name: Not Profiled
Redundant Routing Mode	Enum: Disable(0), RoutingTable(1), Proxy(2)	Instant	0	Mode of redundant routing. 0 - Disabled, 1 - Use routing table, 2 - Use proxies list Mib name: manipulationAndRoutingRedundantRoutingMode INI Name: REDUNDANTROUTINGMODE Profile name: Not Profiled
Alternative Routing Keep Alive Time	Integer 5-2000000	Instant	60	Time interval between OPTIONS Keep-Alive messages for IP connectivity (seconds) Mib name: manipulationAndRoutingAltRoutingTel2IpKeepAliveTime INI Name: ALTROUTINGTEL2IPKEEPALIVETIME Profile name: Not Profiled

## 2.30.2 Tab: Tel to IP Routing

Frame: Routing Provisioning, Tab: Tel to IP Routing

Parameter Name	Type	Provisioning Type	Default Value	Description
Index	Integer 0-179	NA	0	Entry number, starting at 0. Mib name: tel2IPRoutingIndex INI Name: PREFIX_INDEX Profile name: Not Profiled
Status	Enum: Active(1), NotInService(2), NotReady(3), CreateAndGo(4), CreateAndWait(5), Destroy(6)	Instant	3	Row-Status Textual Conventions as defined in RFC 2579: Textual Conventions for SMIv2 Mib name: tel2IPRoutingRowStatus Profile name: Digital SIP Tel To IP Profile
Destination Phone Prefix	String Up to 50 chars.	Instant		Phone number prefix. up to 50 digits. can be used for defining range of phone numbers. Mib name: tel2IPRoutingPrefix INI Name: PREFIX_DESTINATIONPREFIX Profile name: Digital SIP Tel To IP Profile
Address	String Up to 69 chars.	Instant		Address (IP or DNS name) Mib name: tel2IPRoutingAddress INI Name: PREFIX_DESTADDRESS Profile name: Digital SIP Tel To IP Profile
Source Phone Prefix	String Up to 50 chars.	Instant		Calling Phone number prefix. up to 50 digits. can be used for defining range of phone numbers. Mib name: tel2IPRoutingSrcPrefix INI Name: PREFIX_SOURCEPREFIX Profile name: Digital SIP Tel To IP Profile
Destination Port	Integer 0-65534	Instant	0	Destination port Mib name: tel2IPRoutingDestPort INI Name: PREFIX_DESTPORT Profile name: Digital SIP Tel To IP Profile
Source IP Group ID	Integer -1-31	Instant	-1	Mib name: tel2IPRoutingSourceIPGroupID INI Name: PREFIX_SRCIPGROUPID Profile name: Digital SIP Tel To IP Profile
Destination Host Prefix	String Up to 49 chars.	Instant		Mib name: tel2IPRoutingDestHostPrefix INI Name: PREFIX_DESTHOSTPREFIX Profile name: Digital SIP Tel To IP Profile
Destination IP Group ID	Integer -1-31	Instant	-1	Mib name: tel2IPRoutingDestIPGroupID INI Name: PREFIX_DESTIPGROUPID Profile name: Digital SIP Tel To IP Profile

Parameter Name	Type	Provisioning Type	Default Value	Description
Source Host Prefix	String Up to 49 chars.	Instant		Mib name: tel2IPRoutingSourceHostPrefix INI Name: PREFIX_SRCHOSTPREFIX Profile name: Digital SIP Tel To IP Profile
Transport Type	Enum: notConfigured(-1), udp(0), tcp(1), tls(2)	Instant	-1	Mib name: tel2IPRoutingTransportType INI Name: PREFIX_TRANSPORTTYPE Profile name: Digital SIP Tel To IP Profile
Source Trunk Group ID	Integer -1-99	Instant	-1	Mib name: tel2IPRoutingSourceTrunkGroupID INI Name: PREFIX_SRCTRUNKGROUPID Profile name: Digital SIP Tel To IP Profile
Profile ID	Integer -1-9	Instant	-1	Profile ID Mib name: tel2IPRoutingProfileID INI Name: PREFIX_PROFILEID Profile name: Digital SIP Tel To IP Profile
Destination SRD	Integer -1-31	Instant	-1	Mib name: tel2IPRoutingDestSRD INI Name: PREFIX_DESTSRD Profile name: Digital SIP Tel To IP Profile
Cost Group		Instant	-1	A row pointer to the costGroupName Mib name: tel2IPRoutingCostGroupName INI Name: PREFIX_COSTGROUP Profile name: Digital SIP Tel To IP Profile

### 2.30.3 Tab: IP to Trunk Group Routing

Frame: Routing Provisioning, Tab: IP to Trunk Group Routing

Parameter Name	Type	Provisioning Type	Default Value	Description
Index	Integer 0-119	NA	0	Entry number, starting at 0. Mib name: iP2TelRoutingIndex INI Name: PSTNPREFIX_INDEX Profile name: Not Profiled
Status	Enum: Active(1), NotInService(2), NotReady(3), CreateAndGo(4), CreateAndWait(5), Destroy(6)	Instant	3	Row-Status Textual Conventions as defined in RFC 2579: Textual Conventions for SMIv2 Mib name: iP2TelRoutingRowStatus Profile name: Not Profiled
Destination Phone Prefix	String Up to 80 chars.	Instant		Phone number prefix. up to 80 digits. can be used for defining range of phone numbers. Mib name: iP2TelRoutingPrefix INI Name: PSTNPREFIX_DESTPREFIX Profile name: Not Profiled
Trunk/Hunt Group ID	Integer 0-99	Instant	0	Trunk/Hunt group ID Mib name: iP2TelRoutingTrunkGroupID INI Name: PSTNPREFIX_TRUNKGROUPID Profile name: Not Profiled
Source Phone Prefix	String Up to 49 chars.	Instant		Calling Phone number prefix. up to 49 digits. can be used for defining range of phone numbers. Mib name: iP2TelRoutingSrcPrefix INI Name: PSTNPREFIX_SOURCEPREFIX Profile name: Not Profiled
Address	String Up to 50 chars.	Instant		Address (IP or DNS name) Mib name: iP2TelRoutingAddress INI Name: PSTNPREFIX_SOURCEADDRESS Profile name: Not Profiled
Source IP Group ID	Integer -1-31	Instant	-1	Mib name: iP2TelRoutingSourceIPGroupID INI Name: PSTNPREFIX_SRCIPGROUPID Profile name: Not Profiled
Destination Host Prefix	String Up to 49 chars.	Instant		Mib name: iP2TelRoutingDestHostPrefix INI Name: PSTNPREFIX_DESTHOSTPREFIX Profile name: Not Profiled

Parameter Name	Type	Provisioning Type	Default Value	Description
Source Host Prefix	String Up to 49 chars.	Instant		Mib name: ip2TelRoutingSourceHostPrefix INI Name: PSTNPREFIX_SRCHOSTPREFIX Profile name: Not Profiled
Profile ID	Integer 0-9	Instant	0	Profile ID Mib name: ip2TelRoutingProfileID INI Name: PSTNPREFIX_PROFILEID Profile name: Not Profiled
Trunk Id	Integer -1-83	Instant	-1	TrunkId Mib name: ip2TelRoutingTrunkId INI Name: PSTNPREFIX_TRUNKID Profile name: Not Profiled

### 2.30.4 Tab: Alt Route Cause IP to Tel

Frame: Routing Provisioning, Tab: Alt Route Cause IP to Tel

Parameter Name	Type	Provisioning Type	Default Value	Description
Index	Integer 0-4	NA	0	Entry number, starting at 0. Mib name: altRouteCauseIP2TELIndex INI Name: ALTROUTECAUSEIP2TEL_INDEX Profile name: Not Profiled
Status	Enum: Active(1), NotInService(2), NotReady(3), CreateAndGo(4), CreateAndWait(5), Destroy(6)	Instant	3	Row-Status Textual Conventions as defined in RFC 2579: Textual Conventions for SMIv2 Mib name: altRouteCauseIP2TELRowStatus Profile name: Not Profiled
Release Cause	Integer 0-232	Instant	0	Release Cause Mib name: altRouteCauseIP2TELReleaseCause INI Name: ALTROUTECAUSEIP2TEL_RELEASECAUSE Profile name: Not Profiled

## 2.30.5 Tab: Alt Route Cause Tel to IP

Frame: Routing Provisioning, Tab: Alt Route Cause Tel to IP

Parameter Name	Type	Provisioning Type	Default Value	Description
Index	Integer 0-4	NA	0	Entry number, starting at 0. Mib name: altRouteCauseTEL2IPIndex INI Name: ALTROUTECAUSETEL2IP_INDEX Profile name: Not Profiled
Status	Enum: Active(1), NotInService(2), NotReady(3), CreateAndGo(4), CreateAndWait(5), Destroy(6)	Instant	3	Row-Status Textual Conventions as defined in RFC 2579: Textual Conventions for SMIv2 Mib name: altRouteCauseTEL2IPRowStatus Profile name: Not Profiled
Release Cause	Integer 0-700	Instant	0	Release Cause Mib name: altRouteCauseTEL2IPReleaseCause INI Name: ALTROUTECAUSETEL2IP_RELEASECAUSE Profile name: Not Profiled



## 2.30.6 Tab: Forward On Busy Trunk

Frame: Routing Provisioning, Tab: Forward On Busy Trunk

Parameter Name	Type	Provisioning Type	Default Value	Description
Index	Integer 0-99	NA	0	Entry number, starting at 0. Mib name: forwardOnBusyTrunkDestIndex INI Name: FORWARDONBUSYTRUNKDEST_INDEX Profile name: Not Profiled
Status	Enum: Active(1), NotInService(2), NotReady(3), CreateAndGo(4), CreateAndWait(5), Destroy(6)	Instant	3	Row-Status Textual Conventions as defined in RFC 2579: Textual Conventions for SMIv2 Mib name: forwardOnBusyTrunkDestRowStatus Profile name: Digital SIP Forward On Busy Trunk Destination
Trunk Group Id	Integer 0-99	Instant	0	GwApp Forward On Busy Trunk Destination Table Mib name: forwardOnBusyTrunkDestTrunkGroupId INI Name: FORWARDONBUSYTRUNKDEST_TRUNKGROUPID Profile name: Digital SIP Forward On Busy Trunk Destination
Forward Destination	String Up to 98 chars.	Instant		GwApp Forward On Busy Trunk Destination Table Mib name: forwardOnBusyTrunkDestForwardDestination INI Name: FORWARDONBUSYTRUNKDEST_FORWARDDESTINATION Profile name: Digital SIP Forward On Busy Trunk Destination

## 2.31 Frame: SAS Provisioning

### 2.31.1 Tab: Stand-Alone Survivability

Frame: SAS Provisioning, Tab: Stand-Alone Survivability

Parameter Name	Type	Provisioning Type	Default Value	Description
Index	Integer 0-0	NA	0	Mib name: sasRegistrationManipulationIndex INI Name: SASREGISTRATIONMANIPULATION_IN DEX Profile name: Not Profiled
Enable	Enum: Disable(0), Enable(1)	Offline	0	Enables SAS functionality Mib name: sipSASEnable INI Name: ENABLESAS Profile name: Digital SIP SAS Profile
Row Status	Enum: Active(1), NotInService(2), NotReady(3), CreateAndGo(4), CreateAndWait(5), Destroy(6)	NA	1	Row-Status Textual Conventions as defined in RFC 2579: Textual Conventions for SMIv2 Mib name: sasRegistrationManipulationRowStatus Profile name: Digital SIP Survivability Profile
Local SIP UDP Port	Integer 1-65534	Instant	5080	Local SAS SIP port used for signaling over UDP Mib name: sipSASLocalSIPUdpPort INI Name: SASLOCALSIPUDPPORT Profile name: Digital SIP SAS Profile
Remove From Right	Integer 0-30	Instant	0	Mib name: sasRegistrationManipulationRemoveFrom Right INI Name: SASREGISTRATIONMANIPULATION_R EMOVEFROMRIGHT Profile name: Digital SIP Survivability Profile
Default Gateway IP	String Up to 49 chars.	Instant	0.0.0.0	SIP SAS default IP address for incoming requests in emergency mode Mib name: sipSASDefaultGatewayIP INI Name: SASDEFAULTGATEWAYIP Profile name: Digital SIP SAS Profile

Parameter Name	Type	Provisioning Type	Default Value	Description
Leave From Right	Integer 0-30	Instant	0	Mib name: sasRegistrationManipulationLeaveFromRight INI Name: SASREGISTRATIONMANIPULATION_LEAVEFROMRIGHT Profile name: Digital SIP Survivability Profile
Local SIP TLS Port	Integer 1-65534	Instant	5081	Local SAS SIP port used for signaling over TLS Mib name: sipSASLocalSIPTlsPort INI Name: SASLOCALSIPTLSPORT Profile name: Digital SIP SAS Profile
Registration Time	Integer 0-2000000	Instant	20	SAS will send this value in expires header while working in emergency mode Mib name: sipSASRegistrationTime INI Name: SASREGISTRATIONTIME Profile name: Digital SIP SAS Profile
Local SIP TCP Port	Integer 1-65534	Instant	5080	Local SAS SIP port used for signaling over TCP Mib name: sipSASLocalSIPTcpPort INI Name: SASLOCALSIPTCPPORT Profile name: Digital SIP SAS Profile
Proxy Set	Integer 0-5	Instant	0	Proxy Set Id for SAS Mib name: sipSASProxySet INI Name: SASPROXYSET Profile name: Digital SIP SAS Profile
Redundant Proxy Set	Integer -1-5	Instant	-1	Proxy Set Id for Redundant SAS Mib name: sipSASRedundantProxySet INI Name: REDUNDANTSASPROXYSET Profile name: Digital SIP SAS Profile
Binding Mode	Enum: URI(0), UserPartOnly(1)	Instant	0	Defines the SAS database binding mode: 0 - URI dependant 1 - according to user part Mib name: sipSASBindingMode INI Name: SASBINDINGMODE Profile name: Digital SIP SAS Profile
Survivability Mode	Enum: Standard(0), AlwaysEmergency(1), IgnoreRegister(2), AutoAnswerRegister(3), UseRoutingTableOnlyInNormalMode(4)	Instant	0	Defines the SAS working mode: 0 ? Standard Mode (working with configured proxy set) 1 ? Always emergency mode (working without proxy) 2 ? Ignore REGISTER in normal mode 3 ? Auto-answer REGISTER (do not forward to proxy) 4 ? Use Routing Table only in normal mode (berfore forward to proxy) Mib name: sipSASSurvivabilityMode INI Name: SASSURVIVABILITYMODE Profile name: Digital SIP SAS Profile

Parameter Name	Type	Provisioning Type	Default Value	Description
Enable ENUM	Enum: Disable(0), Enable(1)	Instant	0	Enables SAS to perform ENUM query when receiving INVITE messages in emergency mode Mib name: sipSASEnableENUM INI Name: SASENABLEENUM Profile name: Digital SIP SAS Profile
Enable Record Route	Enum: Disable(0), Enable(1)	Instant	0	Enables SAS to add record-Route header to requests Mib name: sipSASEnableRecordRoute INI Name: SASENABLERECORDROUTE Profile name: Digital SIP SAS Profile
SAS Block UnRegistered Users	Enum: unblock(0), block(1)	Instant	0	Enables SAS to reject dialog-establishment requests from un-registered users Mib name: sipSASBlockUnRegUsers INI Name: SASBLOCKUNREGUSERS Profile name: Digital SIP SAS Profile
Connection Reuse	Enum: Disable(0), Enable(1)	Instant	1	Re-using TCP/TLS connection in SAS application. Mib name: sipSASConnectionReuse INI Name: SASCONNECTIONREUSE Profile name: Digital SIP SAS Profile

## 2.32 Frame: SBC Manipulations Provisioning

### 2.32.1 Tab: Inbound

Frame: SBC Manipulations Provisioning, Tab: Inbound

Parameter Name	Type	Provisioning Type	Default Value	Description
Index	Integer 0-99	Read-Only	0	Mib name: sbcIP2IPInboundManipulationIndex INI Name: IPINBOUNDMANIPULATION_INDEX Profile name: SIP SBC Inbound Manipulation Profile
Row Status	Enum: Active(1), NotInService(2), NotReady(3), CreateAndGo(4), CreateAndWait(5), Destroy(6)	NA	3	Row-Status Textual Conventions as defined in RFC 2579: Textual Conventions for SMIv2 Mib name: sbcIP2IPInboundManipulationRowStatus Profile name: SIP SBC Inbound Manipulation Profile
Is Additional Manipulation	Enum: No(0), Yes(1)	Instant	0	Mib name: sbcIP2IPInboundManipulationIsAdditionalManipulation INI Name: IPINBOUNDMANIPULATION_ISADDITIONALMANIPULATION Profile name: SIP SBC Inbound Manipulation Profile
Manipulated URI	Enum: No(0), Yes(1)	Instant	0	Mib name: sbcIP2IPInboundManipulationManipulatedURI INI Name: IPINBOUNDMANIPULATION_MANIPULATEDURI Profile name: SIP SBC Inbound Manipulation Profile
Source IP Group ID	Integer -1-31	Instant	-1	Mib name: sbcIP2IPInboundManipulationSrcIPGroupID INI Name: IPINBOUNDMANIPULATION_SRCIPGROUPID Profile name: SIP SBC Inbound Manipulation Profile
Source Username Prefix	String Up to 50 chars.	Instant		Mib name: sbcIP2IPInboundManipulationSrcUsernamePrefix INI Name: IPINBOUNDMANIPULATION_SRCUSERNAMEPREFIX Profile name: SIP SBC Inbound Manipulation Profile

Parameter Name	Type	Provisioning Type	Default Value	Description
Source Host	String Up to 49 chars.	Instant		Mib name: sbcIP2IPInboundManipulationSrcHost INI Name: IPINBOUNDMANIPULATION_SRCHOST Profile name: SIP SBC Inbound Manipulation Profile
Dest Username Prefix	String Up to 50 chars.	Instant		Mib name: sbcIP2IPInboundManipulationDestUsernamePrefix INI Name: IPINBOUNDMANIPULATION_DESTUSERNAMEPREFIX Profile name: SIP SBC Inbound Manipulation Profile
Dest Host	String Up to 49 chars.	Instant		Mib name: sbcIP2IPInboundManipulationDestHost INI Name: IPINBOUNDMANIPULATION_DESTHOST Profile name: SIP SBC Inbound Manipulation Profile
Remove From Left	Integer 0-50	Instant	0	Mib name: sbcIP2IPInboundManipulationRemoveFromLeft INI Name: IPINBOUNDMANIPULATION_REMOVEFROMLEFT Profile name: SIP SBC Inbound Manipulation Profile
Remove From Right	Integer 0-50	Instant	0	Mib name: sbcIP2IPInboundManipulationRemoveFromRight INI Name: IPINBOUNDMANIPULATION_REMOVEFROMRIGHT Profile name: SIP SBC Inbound Manipulation Profile
Leave From Right	Integer 0-255	Instant	0	Mib name: sbcIP2IPInboundManipulationLeaveFromRight INI Name: IPINBOUNDMANIPULATION_LEAVEFROMRIGHT Profile name: SIP SBC Inbound Manipulation Profile
Prefix To Add	String Up to 49 chars.	Instant		Mib name: sbcIP2IPInboundManipulationPrefix2Add INI Name: IPINBOUNDMANIPULATION_PREFIX2ADD Profile name: SIP SBC Inbound Manipulation Profile
Suffix To Add	String Up to 49 chars.	Instant		Mib name: sbcIP2IPInboundManipulationSuffix2Add INI Name: IPINBOUNDMANIPULATION_SUFFIX2ADD Profile name: SIP SBC Inbound Manipulation Profile

Parameter Name	Type	Provisioning Type	Default Value	Description
Request Type	Enum: all(0), invite(1), register(2), subscribe(3), inviteAndRegister(4), inviteAndSubscribe(5)	Instant	0	Mib name: sbciP2IPInboundManipulationRequestType INI Name: IPINBOUNDMANIPULATION_REQUESTTYPE Profile name: SIP SBC Inbound Manipulation Profile

### 2.32.2 Tab: Outbound

Frame: SBC Manipulations Provisioning, Tab: Outbound

Parameter Name	Type	Provisioning Type	Default Value	Description
Index	Integer 0-99	Read-Only	0	Mib name: sbciP2IPOutboundManipulationIndex INI Name: IPOUTBOUNDMANIPULATION_INDEX Profile name: SIP SBC Outbound Manipulation Profile
Row Status	Enum: Active(1), NotInService(2), NotReady(3), CreateAndGo(4), CreateAndWait(5), Destroy(6)	NA	3	Row-Status Textual Conventions as defined in RFC 2579: Textual Conventions for SMIv2 Mib name: sbciP2IPOutboundManipulationRowStatus Profile name: SIP SBC Outbound Manipulation Profile
Is Additional Manipulation	Enum: No(0), Yes(1)	Instant	0	Mib name: sbciP2IPOutboundManipulationIsAdditionalManipulation INI Name: IPOUTBOUNDMANIPULATION_ISADDITIONALMANIPULATION Profile name: SIP SBC Outbound Manipulation Profile
Manipulated URI	Enum: Source(0), Destination(1)	Instant	0	Mib name: sbciP2IPOutboundManipulationManipulatedURI INI Name: IPOUTBOUNDMANIPULATION_MANIPULATEDURI Profile name: SIP SBC Outbound Manipulation Profile

Parameter Name	Type	Provisioning Type	Default Value	Description
Source IP Group ID	Integer -1-31	Instant	-1	Mib name: sbclP2IPOutboundManipulationSrcIPGroupID INI Name: IPOUTBOUNDMANIPULATION_SRCIPGROUPID Profile name: SIP SBC Outbound Manipulation Profile
Dest IP Group ID	Integer -1-31	Instant	-1	Mib name: sbclP2IPOutboundManipulationDestIPGroupID INI Name: IPOUTBOUNDMANIPULATION_DESTIPGROUPID Profile name: SIP SBC Outbound Manipulation Profile
Source Username Prefix	String Up to 50 chars.	Instant		Mib name: sbclP2IPOutboundManipulationSrcUsernamePrefix INI Name: IPOUTBOUNDMANIPULATION_SRCUSERNAME PREFIX Profile name: SIP SBC Outbound Manipulation Profile
Source Host	String Up to 49 chars.	Instant		Mib name: sbclP2IPOutboundManipulationSrcHost INI Name: IPOUTBOUNDMANIPULATION_SRCHOST Profile name: SIP SBC Outbound Manipulation Profile
Dest Username Prefix	String Up to 50 chars.	Instant		Mib name: sbclP2IPOutboundManipulationDestUsernamePrefix INI Name: IPOUTBOUNDMANIPULATION_DESTUSERNAME PREFIX Profile name: SIP SBC Outbound Manipulation Profile
Dest Host	String Up to 49 chars.	Instant		Mib name: sbclP2IPOutboundManipulationDestHost INI Name: IPOUTBOUNDMANIPULATION_DESTHOST Profile name: SIP SBC Outbound Manipulation Profile
Remove From Left	Integer 0-50	Instant	0	Mib name: sbclP2IPOutboundManipulationRemoveFromLeft INI Name: IPOUTBOUNDMANIPULATION_REMOVEFROMLEFT Profile name: SIP SBC Outbound Manipulation Profile



Parameter Name	Type	Provisioning Type	Default Value	Description
Remove From Right	Integer 0-50	Instant	0	Mib name: sbclP2IPOutboundManipulationRemoveFromRight INI Name: IPOUTBOUNDMANIPULATION_REMOVEFROMRIGHT Profile name: SIP SBC Outbound Manipulation Profile
Leave From Right	Integer 0-255	Instant	0	Mib name: sbclP2IPOutboundManipulationLeaveFromRight INI Name: IPOUTBOUNDMANIPULATION_LEAVEFROMRIGHT Profile name: SIP SBC Outbound Manipulation Profile
Prefix To Add	String Up to 49 chars.	Instant		Mib name: sbclP2IPOutboundManipulationPrefix2Add INI Name: IPOUTBOUNDMANIPULATION_PREFIX2ADD Profile name: SIP SBC Outbound Manipulation Profile
Suffix To Add	String Up to 49 chars.	Instant		Mib name: sbclP2IPOutboundManipulationSuffix2Add INI Name: IPOUTBOUNDMANIPULATION_SUFFIX2ADD Profile name: SIP SBC Outbound Manipulation Profile
Request Type	Enum: all(0), invite(1), register(2), subscribe(3), inviteAndRegister(4), inviteAndSubscribe(5)	Instant	0	Mib name: sbclP2IPOutboundManipulationRequestType INI Name: IPOUTBOUNDMANIPULATION_REQUESTTYPE Profile name: SIP SBC Outbound Manipulation Profile
Re Route IP Group ID	Integer -1-32	Instant	-1	ReRoute IP Group ID;The ip group id of redirect/refer initiator. Mib name: sbclP2IPOutboundManipulationReRouteIPGroupID INI Name: IPOUTBOUNDMANIPULATION_REROUTEIPGROUPID Profile name: SIP SBC Outbound Manipulation Profile

Parameter Name	Type	Provisioning Type	Default Value	Description
Trigger	Enum: TriggerAny(0), Trigger3xx(1), TriggerREFER(2), Trigger3xxOrREFER(3), TriggerInitially(4)	Instant	0	Call Trigger. Mib name: sbcIP2IPOutboundManipulationTrigger INI Name: IPOUTBOUNDMANIPULATION_TRIGGER Profile name: SIP SBC Outbound Manipulation Profile

### 2.32.3 Tab: Message

Frame: SBC Manipulations Provisioning, Tab: Message

Parameter Name	Type	Provisioning Type	Default Value	Description
Index	Integer 0-79	Read-Only	0	Mib name: sbcMessageManipulationsIndex INI Name: MESSAGEMANIPULATIONS_INDEX Profile name: SIP SBC Message Manipulations Profile
Row Status	Enum: Active(1), NotInService(2), NotReady(3), CreateAndGo(4), CreateAndWait(5), Destroy(6)	NA	3	Row-Status Textual Conventions as defined in RFC 2579: Textual Conventions for SMIv2 Mib name: sbcMessageManipulationsRowStatus Profile name: SIP SBC Message Manipulations Profile
Manipulation Set ID	Integer 0-20	Instant	0	Manipulation Set ID. Mib name: sbcMessageManipulationsManipulationSetID INI Name: MESSAGEMANIPULATIONS_MANSETID Profile name: SIP SBC Message Manipulations Profile
Message Type	String Up to 49 chars.	Instant		Message type. Mib name: sbcMessageManipulationsMessageType INI Name: MESSAGEMANIPULATIONS_MESSAGE_TYPE Profile name: SIP SBC Message Manipulations Profile

Parameter Name	Type	Provisioning Type	Default Value	Description
Condition	String Up to 199 chars.	Instant		Message manipulation Condition. Mib name: sbcMessageManipulationsCondition INI Name: MESSAGEMANIPULATIONS_CONDITION Profile name: SIP SBC Message Manipulations Profile
Action Subject	String Up to 99 chars.	Instant		Message manipulation Action Subject. Mib name: sbcMessageManipulationsActionSubject INI Name: MESSAGEMANIPULATIONS_ACTIONSUBJECT Profile name: SIP SBC Message Manipulations Profile
Action Type	Enum: add(0), remove(1), modify(2), addPrefix(3), addSuffix(4), removeSuffix(5) , removePrefix(6) )	Instant	0	Message manipulation Action type. Mib name: sbcMessageManipulationsActionType INI Name: MESSAGEMANIPULATIONS_ACTIONTYPE Profile name: SIP SBC Message Manipulations Profile
Action Value	String Up to 199 chars.	Instant		Message manipulation Action value. Mib name: sbcMessageManipulationsActionValue INI Name: MESSAGEMANIPULATIONS_ACTIONVALUE Profile name: SIP SBC Message Manipulations Profile
Row Role	Enum: matchAndAction(0), actionOnly(1)	Instant	0	Message manipulation row rule. Mib name: sbcMessageManipulationsRowRole INI Name: MESSAGEMANIPULATIONS_ROWROLE Profile name: SIP SBC Message Manipulations Profile

## 2.33 Frame: SBC Provisioning

### 2.33.1 Tab: General Settings

Frame: SBC Provisioning, Tab: General Settings

Parameter Name	Type	Provisioning Type	Default Value	Description
Enable ISBC Application	Enum: disable(0), enable(1)	Offline	0	Enables SBC functionality Mib name: sbcEnableISBCApplication INI Name: ENABLESBCAPPLICATION Profile name: SIP SBC Profile
Enable IP2IP Application	Enum: disable(0), enable(1)	Offline	0	Enables IP2IP functionality Mib name: sbcEnableIP2IPApplication INI Name: ENABLEIP2IPAPPLICATION Profile name: SIP SBC Profile
sbc Registration Time	Integer 0-2000000	Instant	0	Expires value SBC responds to user with. Used when server is offline or when the user is behind NAT. Otherwise expires is defined by the server. Mib name: sbcRegistrationTime INI Name: SBCREGISTRATIONTIME Profile name: SIP SBC Profile
SBC Alert Timeout	Integer 0-3600	Instant	600	Maximal time to wait for connect in SBC (seconds) Mib name: sbcAlertTimeout INI Name: SBCALERTTIMEOUT Profile name: SIP SBC Profile
SBC Max Forwards Limit	Integer 1-70	Instant	10	Limit the value of the Max-Forwards header. If the header's value is equal or smaller than the parameter's value the header's value will stay as is. If the header's value is bigger then the parameter's value the header's value will be set to the parameter's value. Mib name: sbcMaxForwardsLimit INI Name: SBCMAXFORWARDSLIMIT Profile name: SIP SBC Profile

Parameter Name	Type	Provisioning Type	Default Value	Description
GRUU Mode	Enum: None(0), AsProxy(1), TemporaryOnly(2), PublicOnly(3), Both(4)	Instant	1	SBC GRUU Behavior 0 - None. No GRUU is supplied to users. 1 - As Proxy. Supply same types of GRUU as Proxy does. 2 - Temporary only. Supply only temporary GRUU to users. 3 - Public only. Supply only public GRUU to users. 4 - Both. Supply temporary and public GRUU to users. Mib name: sbcGruuMode INI Name: SBCGRUUMODE Profile name: SIP SBC Profile
SBC Min Session Expired	Integer 90-1000000	Instant	90	The minimum amount of time that can occur between session refresh requests in a dialog before the session will be considered timed out. Mib name: sbcMinSE INI Name: SBCMINSE Profile name: SIP SBC Profile
Coders In Extension Mode	Enum: DoesntIncludeExtensions(0), IncludeExtensions(1)	Instant	0	Defines the coders combination in the outgoing message. 0 - doesn't include extensions (default). Extended coders will be added at the end. 1- Include extensions Mib name: sbcCodersInExtensionMode INI Name: SBCPREFERENCESEXTENSIONMODE Profile name: SIP SBC Profile
Serv Auth Nonce Duration	Integer 30-600	Instant	300	Lifetime of the nonce in seconds. Mib name: sbcServAuthNonceDuration INI Name: AUTHNONCEDURATION Profile name: SIP SBC Profile
Serv Auth Challenge Method	Integer 0-1	Instant	0	Set to 0 to use a www-authenticate header or 1 to send a proxy-authenticate header in the message Mib name: sbcServAuthChallengeMethod INI Name: AUTHCHALLENGEMETHOD Profile name: SIP SBC Profile
Serv Auth Qop	Integer 0-2	Instant	2	Set to 0 to offer auth, 1 to offer auth-int or 2 to offer auth, auth-int Mib name: sbcServAuthQop INI Name: AUTHQOP Profile name: SIP SBC Profile

Parameter Name	Type	Provisioning Type	Default Value	Description
Extensions Provisioning Mode	Enum: disable(0), enable(1)	Instant	0	Indicates how the registration database is provisioned (0) - use register request (1) - broadsoft automatic mode Mib name: sbcExtensionsProvisioningMode INI Name: SBCEXTENSIONSPROVISIONINGMODE Profile name: SIP SBC Profile
Release Ack On Bye Ack	Enum: disable(0), enable(1)	Instant	0	Allows the media to remain active upon receipt of a 401/407 response by sending a releaseNackEvent, rather than releaseEvent. Useful for SIP endpoints that support authentication. Mib name: sbcReleaseAckOnByeAck INI Name: SBCENABLEBYEAUTHENTICATION Profile name: SIP SBC Profile
Forking Handling Mode	Enum: LatchOnFirst(0), Sequential(1)	Instant	0	Decides the handling method to 18X response to forking. The parameter only affects the SBC behavior. Mib name: sbcForkingHandlingMode INI Name: SBCFORKINGHANDLINGMODE Profile name: SIP SBC Profile
Session Expires Time	Integer 90-86400	Instant	180	SBC session refresh timer for requests in a dialog. Mib name: sbcSessionExpiresTime INI Name: SBCSESSIONEXPIRES Profile name: SIP SBC Profile

### 2.33.2 Tab: Admission Control

Frame: SBC Provisioning, Tab: Admission Control

Parameter Name	Type	Provisioning Type	Default Value	Description
Index	Integer 0-99	Read-Only	0	Mib name: sbcAdmissionControlIndex INI Name: SBCADMISSIONCONTROL_INDEX Profile name: SIP SBC Admission Control Profile
Row Status	Enum: Active(1), NotInService(2), NotReady(3), CreateAndGo(4), CreateAndWait(5), Destroy(6)	NA	3	Row-Status Textual Conventions as defined in RFC 2579: Textual Conventions for SMIv2 Mib name: sbcAdmissionControlRowStatus Profile name: SIP SBC Admission Control Profile
Limit Type	Enum: IpGroup(0), SRD(1)	Instant	0	Mib name: sbcAdmissionControlLimitType INI Name: SBCADMISSIONCONTROL_LIMITTYPE Profile name: SIP SBC Admission Control Profile
Ip Group ID	Integer -1-31	Instant	-1	Mib name: sbcAdmissionControlIpGroupId INI Name: SBCADMISSIONCONTROL_IPGROUPID Profile name: SIP SBC Admission Control Profile
Srd ID	Integer -1-4	Instant	-1	Mib name: sbcAdmissionControlSrdID INI Name: SBCADMISSIONCONTROL_SRDID Profile name: SIP SBC Admission Control Profile
Request Type	Enum: All(0), Invite(1), Subscribe(2), Other(3)	Instant	0	Mib name: sbcAdmissionControlRequestType INI Name: SBCADMISSIONCONTROL_REQUESTTYPE Profile name: SIP SBC Admission Control Profile
Request Direction	Enum: Both(0), In(1), Out(2)	Instant	0	Mib name: sbcAdmissionControlRequestDirection INI Name: SBCADMISSIONCONTROL_REQUESTDIRECTION Profile name: SIP SBC Admission Control Profile
Limit	Integer -1- 2147483647	Instant	-1	Mib name: sbcAdmissionControlLimit INI Name: SBCADMISSIONCONTROL_LIMIT Profile name: SIP SBC Admission Control Profile

Parameter Name	Type	Provisioning Type	Default Value	Description
Limit Per User	Integer -1- 2147483647	Instant	-1	Mib name: sbcAdmissionControlLimitPerUser INI Name: SBCADMISSIONCONTROL_LIMITPERUSER Profile name: SIP SBC Admission Control Profile
Rate	Integer 0- 2147483647	Instant	0	Mib name: sbcAdmissionControlRate INI Name: SBCADMISSIONCONTROL_RATE Profile name: SIP SBC Admission Control Profile
Max Burst	Integer 0- 2147483647	Instant	0	Mib name: sbcAdmissionControlMaxBurst INI Name: SBCADMISSIONCONTROL_MAXBURST Profile name: SIP SBC Admission Control Profile

### 2.33.3 Tab: SBC Registration

Frame: SBC Provisioning, Tab: SBC Registration

Parameter Name	Type	Provisioning Type	Default Value	Description
User Time	Integer 0-2000000	Instant	0	Expires value SBC responds to user with. Used when server is offline or when the user is behind NAT. Otherwise expires is defined by the server. When the parameter is set to 0, the SBC does not change the Expires value, received in the user's REGISTER request. Mib name: sbcRegistrationUserTime INI Name: SBCUSERREGISTRATIONTIME Profile name: SIP SBC Profile
Survivability Time	Integer 0-2000000	Instant	0	This parameter defines the duration of the periodic registrations between the user and the SBC, when the SBC is in survivability state (the REGISTER request cannot be forwarded to proxy, and is terminated by the SBC). When SBCSurvivabilityRegistrationTime is set to 0, the SBC will use the value of the parameter SBCUserRegistrationTime for the SBC response Mib name: sbcRegistrationSurvivabilityTime INI Name: SBCSURVIVABILITYREGISTRATIONTIME Profile name: SIP SBC Profile



Parameter Name	Type	Provisioning Type	Default Value	Description
Proxy Time	Integer 0-2000000	Instant	0	This parameter defines the duration (in seconds) in which the user is registered in the proxy DB, after the REGISTER was forwarded by SBC. When the parameter is set to 0, the SBC will send the Expires value as received from user to the proxy. Mib name: sbcRegistrationProxyTime INI Name: SBCPROXYREGISTRATIONTIME Profile name: SIP SBC Profile

### 2.33.4 Tab: SBC Message Policy

Frame: SBC Provisioning, Tab: SBC Message Policy

Parameter Name	Type	Provisioning Type	Default Value	Description
Index	Integer 0-19	Read-Only	0	Mib name: sbcMessagePolicyIndex Profile name: SIP SBC Message Policy Profile
Row Status	Enum: Active(1), NotInService(2), NotReady(3), CreateAndGo(4), CreateAndWait(5), Destroy(6)	Instant	3	Row-Status Textual Conventions as defined in RFC 2579: Textual Conventions for SMIv2 Mib name: sbcMessagePolicyRowStatus Profile name: SIP SBC Message Policy Profile
Max Message Length	Integer -1-32768	Instant	32768	Message Policy Table Max Message Length Mib name: sbcMessagePolicyMaxMessageLength INI Name: MESSAGEPOLICY_MAXMESSAGELENGTH Profile name: SIP SBC Message Policy Profile
Max Header Length	Integer -1-512	Instant	512	Message Policy Table Max Header Length Mib name: sbcMessagePolicyMaxHeaderLength INI Name: MESSAGEPOLICY_MAXHEADERLENGTH Profile name: SIP SBC Message Policy Profile
Max Body Length	Integer -1-1024	Instant	512	Message Policy Table Max Body Length Mib name: sbcMessagePolicyMaxBodyLength INI Name: MESSAGEPOLICY_MAXBODYLENGTH Profile name: SIP SBC Message Policy Profile

Parameter Name	Type	Provisioning Type	Default Value	Description
Max Num Headers	Integer -1-32	Instant	23	Message Policy Table Max Num Headers Mib name: sbcMessagePolicyMaxNumHeaders INI Name: MESSAGEPOLICY_MAXNUMHEADERS Profile name: SIP SBC Message Policy Profile
Max Num Bodies	Integer -1-8	Instant	8	Message Policy Table Max Num Bodies Mib name: sbcMessagePolicyMaxNumBodies INI Name: MESSAGEPOLICY_MAXNUMBODIES Profile name: SIP SBC Message Policy Profile
Send Rejection	Enum: sipPolicyReject(0), sipPolicyDrop(1)	Instant	0	Message Policy Table Send Rejection Mib name: sbcMessagePolicySendRejection INI Name: MESSAGEPOLICY_SENDREREJECTION Profile name: SIP SBC Message Policy Profile
Method List Type	Enum: sipPolicyBlacklist(0), sipPolicyWhitelist(1)	Instant	1	Message Policy Table Method List Mib name: sbcMessagePolicyMethodListType INI Name: MESSAGEPOLICY_METHODLISTTYPE Profile name: SIP SBC Message Policy Profile
Method List	String Up to 255 chars.	Instant		Message Policy Table Method List Type Mib name: sbcMessagePolicyMethodList INI Name: MESSAGEPOLICY_METHODLIST Profile name: SIP SBC Message Policy Profile
Body List Type	Enum: sipPolicyBlacklist(0), sipPolicyWhitelist(1)	Instant	1	Message Policy Table Body List Type Mib name: sbcMessagePolicyBodyListType INI Name: MESSAGEPOLICY_BODYLISTTYPE Profile name: SIP SBC Message Policy Profile
Body List	String Up to 255 chars.	Instant		Message Policy Table Body List Mib name: sbcMessagePolicyBodyList INI Name: MESSAGEPOLICY_BODYLIST Profile name: SIP SBC Message Policy Profile

## 2.34 Frame: SBC Routing Provisioning

### 2.34.1 Tab: Classification Table

Frame: SBC Routing Provisioning, Tab: Classification Table

Parameter Name	Type	Provisioning Type	Default Value	Description
Index	Integer 0-20	Read-Only	0	Mib name: sbcClassificationIndex INI Name: CLASSIFICATION_INDEX Profile name: SIP SBC Classification Profile
Row Status	Enum: Active(1), NotInService(2), NotReady(3), CreateAndGo(4), CreateAndWait(5), Destroy(6)	NA	3	Row-Status Textual Conventions as defined in RFC 2579: Textual Conventions for SMIv2 Mib name: sbcClassificationRowStatus Profile name: SIP SBC Classification Profile
Source IP Group ID	Integer -1-31	Instant	-1	Source IP group ID. Mib name: sbcClassificationSrcIPGroupId INI Name: CLASSIFICATION_SRCIPGROUPID Profile name: SIP SBC Classification Profile
Source SRD ID	Integer -1-4	Instant	-1	Source SRD ID. Mib name: sbcClassificationSrcSRDId INI Name: CLASSIFICATION_SRCSRDID Profile name: SIP SBC Classification Profile
Source Address	String Up to 70 chars.	Instant		Source address. Mib name: sbcClassificationSrcAddress INI Name: CLASSIFICATION_SRCADDRESS Profile name: SIP SBC Classification Profile
Source Username Prefix	String Up to 50 chars.	Instant		Source username prefix. Mib name: sbcClassificationSrcUsernamePrefix INI Name: CLASSIFICATION_SRCUSERNAMEPREFIX Profile name: SIP SBC Classification Profile
Source Host	String Up to 49 chars.	Instant		Source host. Mib name: sbcClassificationSrcHost INI Name: CLASSIFICATION_SRCHOST Profile name: SIP SBC Classification Profile
Destination Username Prefix	String Up to 50 chars.	Instant		Destination username prefix. Mib name: sbcClassificationDestUsernamePrefix INI Name: CLASSIFICATION_DESTUSERNAMEPREFIX Profile name: SIP SBC Classification Profile
Destination Host	String Up to 49 chars.	Instant		Destination host. Mib name: sbcClassificationDestHost INI Name: CLASSIFICATION_DESTHOST Profile name: SIP SBC Classification Profile

Parameter Name	Type	Provisioning Type	Default Value	Description
Message Condition		Instant	-1	Message Condition Mib name: sbcClassificationMessageCondition INI Name: CLASSIFICATION_MESSAGECONDITION Profile name: SIP SBC Classification Profile

## 2.34.2 Tab: IP to IP Routing

Frame: SBC Routing Provisioning, Tab: IP to IP Routing

Parameter Name	Type	Provisioning Type	Default Value	Description
Index	Integer 0-119	Read-Only	0	Mib name: sbcRoutingIndex INI Name: IP2IPROUTING_INDEX Profile name: SIP SBC IP to IP Profile
Row Status	Enum: Active(1), NotInService(2), NotReady(3), CreateAndGo(4), CreateAndWait(5), Destroy(6)	NA	3	Row-Status Textual Conventions as defined in RFC 2579: Textual Conventions for SMIv2 Mib name: sbcRoutingRowStatus Profile name: SIP SBC IP to IP Profile
Source IP Group ID	Integer -1-31	Instant	-1	Source IP group ID. Mib name: sbcRoutingSrcIPGroupId INI Name: IP2IPROUTING_SRCIPGROUPID Profile name: SIP SBC IP to IP Profile
Source Username Prefix	String Up to 50 chars.	Instant		Source username prefix. Mib name: sbcRoutingSrcUsernamePrefix INI Name: IP2IPROUTING_SRCUSERNAMEPREFIX Profile name: SIP SBC IP to IP Profile
Source Host	String Up to 49 chars.	Instant		Source host. Mib name: sbcRoutingSrcHost INI Name: IP2IPROUTING_SRCHOST Profile name: SIP SBC IP to IP Profile
Destination Username Prefix	String Up to 50 chars.	Instant		Destination username prefix. Mib name: sbcRoutingDestUsernamePrefix INI Name: IP2IPROUTING_DESTUSERNAMEPREFIX Profile name: SIP SBC IP to IP Profile
Destination Host	String Up to 49 chars.	Instant		Destination host. Mib name: sbcRoutingDestHost INI Name: IP2IPROUTING_DESTHOST Profile name: SIP SBC IP to IP Profile

Parameter Name	Type	Provisioning Type	Default Value	Description
Destination Type	Enum: ipGroup(0), dest(1), requestURI(2), enumTranslate (3)	Instant	0	Destination type. Mib name: sbcRoutingDestType INI Name: IP2IPROUTING_DESTTYPE Profile name: SIP SBC IP to IP Profile
Destination IP Group ID	Integer -2-31	Instant	-1	Destination IP group ID. Mib name: sbcRoutingDestIPGroupID INI Name: IP2IPROUTING_DESTIPGROUPID Profile name: SIP SBC IP to IP Profile
Destination SRD ID	Integer -1-4	Instant	-1	Destination SRD ID. Mib name: sbcRoutingDestSRDId INI Name: IP2IPROUTING_DESTSRDID Profile name: SIP SBC IP to IP Profile
Destination Address	String Up to 70 chars.	Instant		Destination Address. Mib name: sbcRoutingDestAddress INI Name: IP2IPROUTING_DESTADDRESS Profile name: SIP SBC IP to IP Profile
Destination Port	Integer 0-65534	Instant	0	Destination Port number. Mib name: sbcRoutingDestPort INI Name: IP2IPROUTING_DESTPORT Profile name: SIP SBC IP to IP Profile
Destination Transport Type	Enum: notConfigured(-1), udp(0), tcp(1), tls(2)	Instant	-1	Destination transport type. Mib name: sbcRoutingDestTransportType INI Name: IP2IPROUTING_DESTTRANSPORTTYPE Profile name: SIP SBC IP to IP Profile
Alt Route Options	Enum: routeRow(0), ignoreInputs(1), considerInputs(2)	Instant	0	Alternative Route Options. Mib name: sbcRoutingAltRouteOptions INI Name: IP2IPROUTING_ALTROUTEOPTIONS Profile name: SIP SBC IP to IP Profile
Request Type	Enum: all(0), invite(1), register(2), subscribe(3), inviteAndRegister(4), inviteAndSubscribe(5)	Instant	0	Request Type Mib name: sbcRoutingRequestType INI Name: IP2IPROUTING_REQUESTTYPE Profile name: SIP SBC IP to IP Profile
Cost Group		Instant	-1	sbc Routing cost group. This is a pointer to the CostGroup in the costGroupName Mib name: sbcRoutingCostGroupName INI Name: IP2IPROUTING_COSTGROUP Profile name: SIP SBC IP to IP Profile
Message Condition		Instant	-1	Message Condition. This is a pointer to the sbcConditionIndex Mib name: sbcRoutingMessageCondition INI Name: IP2IPROUTING_MESSAGECONDITION Profile name: SIP SBC IP to IP Profile

Parameter Name	Type	Provisioning Type	Default Value	Description
Re Route IP Group ID	Integer -1-32	Instant	-1	The ip group id of redirect/refer initiator. Mib name: sbcRoutingReRouteIPGroupID INI Name: IP2IPROUTING_REROUTEIPGROUPID Profile name: SIP SBC IP to IP Profile
Trigger	Enum: TriggerAny(0), Trigger3xx(1), TriggerREFER(2), Trigger3xxOrREFER(3), TriggerInitialonly(4)	Instant	0	Call Trigger. Mib name: sbcRoutingTrigger INI Name: IP2IPROUTING_TRIGGER Profile name: SIP SBC IP to IP Profile

### 2.34.3 Tab: Alternative Routing Reasons

Frame: SBC Routing Provisioning, Tab: Alternative Routing Reasons

Parameter Name	Type	Provisioning Type	Default Value	Description
Index	Integer 0-4	Read-Only	0	Mib name: sbcAlternativeRoutingReasonsIndex INI Name: SBCALTERNATIVEROUTINGREASONS_INDEX Profile name: SIP SBC Alternative Routing Reasons Profile
Row Status	Enum: Active(1), NotInService(2), NotReady(3), CreateAndGo(4), CreateAndWait(5), Destroy(6)	NA	3	Row-Status Textual Conventions as defined in RFC 2579: Textual Conventions for SMIv2 Mib name: sbcAlternativeRoutingReasonsRowStatus Profile name: SIP SBC Alternative Routing Reasons Profile
Release Cause	Integer 0-700	Instant	0	Release Cause Mib name: sbcAlternativeRoutingReasonsReleaseCause INI Name: SBCALTERNATIVEROUTINGREASONS_RELEASE CAUSE Profile name: SIP SBC Alternative Routing Reasons Profile

### 2.34.4 Tab: Condition Table

Frame: SBC Routing Provisioning, Tab: Condition Table

Parameter Name	Type	Provisioning Type	Default Value	Description
Index	Integer 0-19	Read-Only	0	Mib name: sbcConditionIndex Profile name: SIP SBC Routing Condition Profile
Row Status	Enum: Active(1), NotInService(2), NotReady(3), CreateAndGo(4), CreateAndWait(5), Destroy(6)	NA	3	Row-Status Textual Conventions as defined in RFC 2579: Textual Conventions for SMIv2 Mib name: sbcConditionRowStatus Profile name: SIP SBC Routing Condition Profile
Rule	String Up to 298 chars.	Instant		Each condition is a Boolean expression, up to 298 characters in length. Mib name: sbcConditionRule INI Name: CONDITIONTABLE_CONDITION Profile name: SIP SBC Routing Condition Profile

## 2.35 Frame: Security Provisioning

### 2.35.1 Tab: IPsec Proposal

Frame: Security Provisioning, Tab: IPsec Proposal

Parameter Name	Type	Provisioning Type	Default Value	Description
Index	Integer 0-4	NA	0	Index Field for line. Mib name: acSysIPsecProposalIndex INI Name: IPSECPROPOSALTABLE_INDEX Profile name: Not Profiled
IPsec Enable	Enum: No(0), Yes(1)	Offline	0	IPsec Enable flag Mib name: acSysIPsecEnable INI Name: ENABLEIPSEC Profile name: Not Profiled
Row Status	Enum:	NA	0	ROWSTATUS Field for line. Mib name: acSysIPsecProposalRowStatus INI Name: IPSECPROPOSALTABLE_ROWSTATUS Profile name: Not Profiled
Strict IKE certificate validation	Enum: disabled(0), enabled(1)	Instant	0	Enables or disables certificate extension checking for IKE. Mib name: acSysIPsecIKECertificateExtValidate INI Name: IKECERTIFICATEEXTVALIDATE Profile name: Not Profiled
Encryption Algorithm	Enum: none(0), desCbc(1), tripleDesCbc(2), aes(3)	Online	0	Selects the encryption (privacy) algorithm to use. Mib name: acSysIPsecProposalEncryptionAlgorithm INI Name: IPSECPROPOSALTABLE_ENCRYPTIONALGORITHM Profile name: Not Profiled
Authentication Algorithm	Enum: none(0), hmacSha1-96(2), hmacMd5-96(4)	Online	0	Selects the message authentication (integrity) algorithm to use. Mib name: acSysIPsecProposalAuthenticationAlgorithm INI Name: IPSECPROPOSALTABLE_AUTHENTICATIONALGORITHM Profile name: Not Profiled
DiffieHellman Group	Enum: group1-768Bits(0), group2-1024Bits(1)	Online	0	Selects the Diffie-Hellman group to use. Mib name: acSysIPsecProposalDiffieHellmanGroup INI Name: IPSECPROPOSALTABLE_DHGROUP Profile name: Not Profiled



## 2.35.2 Tab: IPsec SA

Frame: Security Provisioning, Tab: IPsec SA

Parameter Name	Type	Provisioning Type	Default Value	Description
Index	Integer 0-20	NA	0	Index Field for line. Mib name: acSysIPsecSAIndex INI Name: IPSECSATABLE_INDEX Profile name: Not Profiled
Row Status	Enum:	NA	0	ROWSTATUS Field for line. Mib name: acSysIPsecSARowStatus INI Name: IPSECSATABLE_ROWSTATUS Profile name: Not Profiled
Operational Mode	Enum: Transport(0), Tunnel(1)	Online	0	Selects the IPsec mode of operation.;0 = Transport mode (default);1 = Tunnel mode; Mib name: acSysIPsecSAIPsecMode INI Name: IPSECSATABLE_IPSECMODE Profile name: Not Profiled
Remote Tunnel Address	String Up to 45 chars.	Online		IP address of the peer router. Mib name: acSysIPsecSARemoteTunnelAddress INI Name: IPSECSATABLE_REMOTETUNNELADDRESS Profile name: Not Profiled
Remote Subnet IP Address	String Up to 45 chars.	Online		IP address of the remote subnetwork. Mib name: acSysIPsecSARemoteSubnetIPAddress INI Name: IPSECSATABLE_REMOTESUBNETIPADDRESS Profile name: Not Profiled
Remote Subnet Prefix Length	Integer 0-128	Online	0	Prefix length of the Remote Subnet IP Address parameter (in bits). Mib name: acSysIPsecSARemoteSubnetPrefixLength INI Name: IPSECSATABLE_REMOTESUBNETPREFIXLENGTH Profile name: Not Profiled
Remote Endpoint Address	String Up to 98 chars.	Online		IP address or DNS host name of the peer. Mib name: acSysIPsecSARemoteEndpointAddress INI Name: IPSECSATABLE_REMOTEENDPOINTADDRESSORNAME Profile name: Not Profiled
Authentication Method	Enum: presharedKey (0), RSASignature (1)	Online	0	Selects the method used for peer authentication during IKE main mode. Mib name: acSysIPsecSAAuthenticationMethod INI Name: IPSECSATABLE_AUTHENTICATIONMETHOD Profile name: Not Profiled

Parameter Name	Type	Provisioning Type	Default Value	Description
Shared Key	String	Online	79	Defines the pre-shared key (in textual format). Mib name: acSysIPsecSASharedKey INI Name: IPSECSATABLE_SHAREDKEY Profile name: Not Profiled
Source Port	Integer 0-65535	Online	0	Defines the source port to which this configuration applies. Mib name: acSysIPsecSASourcePort INI Name: IPSECSATABLE_SOURCEPORT Profile name: Not Profiled
Dest Port	Integer 0-65535	Online	0	Defines the destination port to which this configuration applies. Mib name: acSysIPsecSADestPort INI Name: IPSECSATABLE_DESTPORT Profile name: Not Profiled
Protocol	Integer 0-255	Online	0	Defines the protocol type to which this configuration applies. Standard IP protocol numbers should be used, e.g.;;0 = Any protocol (default);17 = UDP;6 = TCP; Mib name: acSysIPsecSAProtocol INI Name: IPSECSATABLE_PROTOCOL Profile name: Not Profiled
Phase1 Sa Lifetime (Sec)	Integer 0-2147483647	Online	0	Determines the duration (in seconds) for which the negotiated IKE SA (main mode) is valid. After the time expires, the SA is re-negotiated. Mib name: acSysIPsecSAPhase1SaLifetimeInSec INI Name: IPSECSATABLE_PHASE1SALIFETIMEINSEC Profile name: Not Profiled
Phase2 Sa Lifetime (Sec)	Integer 0-2147483647	Online	0	Determines the duration (in seconds) for which the negotiated IPsec SA (quick mode) is valid. After the time expires, the SA is re-negotiated. Mib name: acSysIPsecSAPhase2SaLifetimeInSec INI Name: IPSECSATABLE_PHASE2SALIFETIMEINSEC Profile name: Not Profiled
Phase2 Sa Lifetime (KB)	Integer 0-2147483647	Online	0	Determines the maximum volume of traffic (in kilobytes) for which the negotiated IPsec SA (quick mode) is valid. Mib name: acSysIPsecSAPhase2SaLifetimeInKB INI Name: IPSECSATABLE_PHASE2SALIFETIMEINKB Profile name: Not Profiled
DPD mode	Enum: DPDDisabled(0), DPDPeriodic(1), DPDOnDemand(2)	Online	0	Controls dead peer detection (DPD) as per RFC 3706. Mib name: acSysIPsecSADPDmode INI Name: IPSECSATABLE_DPDMODE Profile name: Not Profiled

Parameter Name	Type	Provisioning Type	Default Value	Description
Interface Name		Online		Select the OID of the interface name corresponding to the one appearing in the interface table. The OID should be 1.3.6.1.4.1.5003.9.10.10.1.3.1.30.22.1.11. acSysInterfaceIndex Note: when ignore a default value will be SET: 0.0 Mib name: acSysIPsecSAInterfaceName INI Name: IPSECSATABLE_INTERFACENAME Profile name: Not Profiled

### 2.35.3 Tab: Firewall Settings

Frame: Security Provisioning, Tab: Firewall Settings

Parameter Name	Type	Provisioning Type	Default Value	Description
Index	Integer 0-49	NA	0	Index Field for line. Internal parameter. Mib name: acSysAccessListIndex INI Name: ACCESSLIST_INDEX Profile name: Not Profiled
Status	Enum:	NA	0	ROWSTATUS field for line. Internal parameter. Mib name: acSysAccessListRowStatus Profile name: Digital Firewall Profile
Source IP	String Up to 60 chars.	Online		Source IP for access rule Mib name: acSysAccessListSourceIP INI Name: ACCESSLIST_SOURCE_IP Profile name: Digital Firewall Profile
Start Port	Integer 0-65535	Online	0	Port range - start Mib name: acSysAccessListStartPort INI Name: ACCESSLIST_START_PORT Profile name: Digital Firewall Profile
End Port	Integer 0-65535	Online	0	Port range - end Mib name: acSysAccessListEndPort INI Name: ACCESSLIST_END_PORT Profile name: Digital Firewall Profile
Protocol	String Up to 10 chars.	Online		IP user-level protocol (TCP, UDP, ICMP, ESP, SIP, MGCP, TPNCP, ANY or numeric value) Mib name: acSysAccessListProtocol INI Name: ACCESSLIST_PROTOCOL Profile name: Digital Firewall Profile
Packet Size	Integer 0-65535	Online	0	Maximum packet size (0 = unused) Mib name: acSysAccessListPacketSize INI Name: ACCESSLIST_PACKET_SIZE Profile name: Digital Firewall Profile

Parameter Name	Type	Provisioning Type	Default Value	Description
Byte Rate	Integer 0-2147483647	Online	0	Allowed traffic in bytes per second (0 = unused) Mib name: acSysAccessListByteRate INI Name: ACCESSLIST_BYTE_RATE Profile name: Digital Firewall Profile
Byte Burst	Integer 0-2147483647	Online	0	Allowed traffic burst in bytes (0 = unused) Mib name: acSysAccessListByteBurst INI Name: ACCESSLIST_BYTE_BURST Profile name: Digital Firewall Profile
Allow Type	Enum: notSet(0), allow(1), block(2)	Online	0	Allow or block traffic matching this rule Mib name: acSysAccessListAllowType INI Name: ACCESSLIST_ALLOW_TYPE Profile name: Digital Firewall Profile
Match Count	Integer 0-65535	Read-Only	0	Statistics: number of matched packets Mib name: acSysAccessListMatchCount INI Name: ACCESSLIST_MATCHCOUNT Profile name: Digital Firewall Profile
Interface Name	String Up to 15 chars.	Online		Name of the specific interface the rule applies to. None - default value when no interface was chosen. Mib name: acSysAccessListInterfaceName INI Name: ACCESSLIST_INTERFACE_ID Profile name: Digital Firewall Profile
Use Specific Interface	Enum: disable(0), enable(1)	Online	0	Rule for specific interface or for the entire interfaces Mib name: acSysAccessListUseSpecificInterface INI Name: ACCESSLIST_USE_SPECIFIC_INTERFACE Profile name: Digital Firewall Profile
Source Port	Integer 0-65535	Online	0	Source Port Mib name: acSysAccessListSourcePort INI Name: ACCESSLIST_SOURCE_PORT Profile name: Digital Firewall Profile
Prefix Length	Integer 0-128	Online	0	Prefix length of source IP address (defining a subnet). Mib name: acSysAccessListPrefixLength INI Name: ACCESSLIST_PREFIXLEN Profile name: Digital Firewall Profile

## 2.36 Frame: SIP Definition Provisioning

### 2.36.1 Tab: General Settings

Frame: SIP Definition Provisioning, Tab: General Settings

Parameter Name	Type	Provisioning Type	Default Value	Description
Gateway Name	String Up to 49 chars.	Instant		Gateway name Mib name: sipMiscGatewayName INI Name: SIPGATEWAYNAME Profile name: Not Profiled
CAS Configuration Enable	Enum: disable(0), enable(1)	Offline	0	This parameter enables or disables the possibility CAS protocol configuration. At TP6310 When this parameter is enable the conference will disabled in case it's relevant.  0 = Disable 1 = Enable Mib name: acCasConfigEnable INI Name: CASPROTOCOLEENABLE Profile name: Digital SIP Protocol Definitions
Sip Session Expires	Integer 0-86400	Instant	0	The SIP session will be refreshed (using INVITE) each time this timer expires (seconds) Mib name: sipMiscSipSessionExpires INI Name: SIPSESSIONEXPIRES Profile name: Digital SIP Protocol Definitions
Enable Early Media	Enum: No(0), Yes(1)	Instant	0	Enable Early Media Mib name: sipMiscEnableEarlyMedia INI Name: ENABLEEARLYMEDIA Profile name: Digital SIP Protocol Definitions

Parameter Name	Type	Provisioning Type	Default Value	Description
Channel Selection Mode	Enum: ByDestPhoneNumber(0), CyclicAscending(1), AscendingAlways(2), CyclicDescending(3), DescendingAlways(4), ByDestinationPhoneNumberCyclicAscending(5), BySourcePhoneNumber(6), TrunkCyclicAscending(7), TrunkAndChannelCyclicAscending(8), RingToHuntGroup(9), SelectTrunkBySupplementariesTable(10), destNumberAndAscending(11)	Instant	0	Default method to use for trunk B-channel allocation (IP to Tel calls) Mib name: channelsSettingSelectMode INI Name: CHANNELSELECTMODE Profile name: Digital SIP Protocol Definitions
Fax Used	Enum: NoFax(0), t38(1), g711(2), fallBack(3)	Instant	0	Enable T.38 Fax signaling Mib name: misclsFaxUsed INI Name: ISFAXUSED Profile name: Digital SIP Protocol Definitions
Session Expires Method	Enum: invite(0), update(1)	Instant	0	Determines the Method which the SIP session will be using to refresh the session. Mib name: sipMiscSessionExpiresMethod INI Name: SESSIONEXPIRESMETHOD Profile name: Digital SIP Protocol Definitions
Minimal Session Refresh Value	Integer 10-100000	Instant	90	Minimal value for session refresh Mib name: sipMiscMinSE INI Name: MINSE Profile name: Digital SIP Protocol Definitions
Use SIP URI For Diversion Header	Enum: tel(0), sip(1)	Instant	0	Use Tel uri or Sip uri for Diversion header Mib name: sipMiscUseSIPURIForDiversionHeader INI Name: USESIPURIFORDIVERSIONHEADER Profile name: Digital SIP Protocol Definitions

Parameter Name	Type	Provisioning Type	Default Value	Description
Forking Handling Mode	Enum: Sequential(0), Parallel(1)	Instant	0	Decides the handling method to 18X response to forking 0 - Parallel handling - only the first 18X response is handled 1 - Sequential handling - all the 18X responses are handled Mib name: sipMiscForkingHandlingMode INI Name: FORKINGHANDLINGMODE Profile name: Digital SIP Protocol Definitions
Offer Unencrypted SR TCP	Enum: Disable(0), Enable(1)	Instant	0	If set to 1, the 'crypto' attribute includes the UNENCRYPTED_SRTCP parameter. If set to 1, the UNENCRYPTED_SRTCP parameter is not included. Mib name: sipMiscOfferUnencryptedSR TCP INI Name: OFFERUNENCRYPTEDSRTCP Profile name: Digital SIP Protocol Definitions
Source Number Preference	String Up to 10 chars.	Instant		Determines from where the source number shall be taken from (in an incoming INVITE request). Parameter values: - NULL: no changes in current logic - FROM: source number is taken from 'FROM' field Mib name: sipMiscSourceNumberPreference INI Name: SOURCENUMBERPREFERENCE Profile name: Digital SIP Protocol Definitions
IPv6				

Parameter Name	Type	Provisioning Type	Default Value	Description
Media IP Version Preference	Enum: onlyIPv4(0), onlyIPv6(1), preferIPv4(2), preferIPv6(3)	Instant	0	Select the preferred Media IP version. Mib name: gwIPv6MediaIPVersionPreference INI Name: MEDIAIPVERSIONPREFERENCE Profile name: Digital SIP Protocol Definitions

## 2.36.2 Tab: Advanced Settings 1

Frame: SIP Definition Provisioning, Tab: Advanced Settings 1

Parameter Name	Type	Provisioning Type	Default Value	Description
Disconnect On Detection End Tones	Enum: No(0), Yes(1)	Instant	1	Release call if gateway receives busy or fast busy tone before the call is answered Mib name: miscDisconnectOnBusyTone INI Name: DISCONNECTONBUSYTONE Profile name: Digital SIP Protocol Definitions
Disconnect On Detection Of Silence	Enum: No(0), Yes(1)	Offline	0	Disconnect calls on a configured silence timeout Mib name: miscDisconnectOnSilence INI Name: ENABLESILENCEDISCONNECT Profile name: Digital SIP Protocol Definitions
Enable Busy Out	Enum: No(0), Yes(1)	Instant	0	Take trunks out of service in case of LAN down Mib name: miscEnableBusyOut INI Name: ENABLEBUSYOUT Profile name: Digital SIP Protocol Definitions
Secure Call From IP	Enum: Disable(0), SecureIncomingCalls(1), SecureAllCalls(2)	Instant	0	Gateway will either only accept calls from IP addresses that are defined in the Tel to IP Routing table (1) or handle all calls from/to IP addresses that are defined in the Tel to IP Routing table (2) Mib name: miscSecureCallsFromIp INI Name: SECURECALLSFROMIP Profile name: Digital SIP Protocol Definitions



Parameter Name	Type	Provisioning Type	Default Value	Description
Static NAT IP Address	String	Offline	15	static NAT IP, to be supported by the gateway Mib name: miscStaticNATIP INI Name: STATICNATIP Profile name: Digital SIP Protocol Definitions
Silence Detection Time Out	Integer 10-28800	Offline	120	Defines the Silence period to be detected. Mib name: miscSilenceDisconnectTimeout INI Name: FARENDDISCONNECTSILENCEPERIOD Profile name: Digital SIP Protocol Definitions
Subject	String Up to 49 chars.	Instant	0	User-defined sip subject Mib name: sipMiscSubject INI Name: SIPSUBJECT Profile name: Digital SIP Protocol Definitions
Use SIP TGRP	Enum: Disable (0), SendOnly (1), SendAndReceive (2), Hotline(3), HotlineExtended(4)	Instant	0	Use TGRP parameter 0 - disable [Default] , 1 - send only , 2 - send and use if in the RequestURI when receiving INVITE, 3 - Hotline, 4 - Extended Hotline (tgrp added both to Contact header and to RequestURI header) Mib name: sipMiscUseSIPTgrp INI Name: USESIPTGRP Profile name: Digital SIP Protocol Definitions
Send 180 For Call Waiting	Enum: Disable(0), Enable(1)	Instant	0	Send 180 for call waiting. Used for parties that do not support 182. Mib name: sipMiscSend180ForCallWaiting INI Name: SEND180FORCALLWAITING Profile name: Digital SIP Protocol Definitions
User Agent Display Info	String Up to 50 chars.	Instant		String that will be displayed in the SIP Header 'User-Agent' or 'Server' Mib name: sipMiscUserAgentDisplayInfo INI Name: USERAGENTDISPLAYINFO Profile name: Digital SIP Protocol Definitions

Parameter Name	Type	Provisioning Type	Default Value	Description
Enable GRUU	Enum: Disable(0), Enable(1)	Instant	0	Obtain and use GRUU (Global Routable UserAgentURIs) Mib name: sipMiscEnableGRUU INI Name: ENABLEGRUU Profile name: Digital SIP Protocol Definitions
DNS Query Type	Enum: ARecord(0), SRV(1), NAPTR(2)	Instant	0	DNS Query Type: 0-ARecord, 1-SRV, 2-NAPTR . Has effect on every DNS query in the system Mib name: sipMiscDNSQueryType INI Name: DNSQUERYTYPE Profile name: Digital SIP Protocol Definitions
Enable History Info	Enum: Disable(0), Enable(1)	Instant	0	Enable History-Info header support Mib name: sipMiscEnableHistoryInfo INI Name: ENABLEHISTORYINFO Profile name: Digital SIP Protocol Definitions
Enable TCP Connection Reuse	Enum: Disable(0), Enable(1)	Instant	1	Enable reuse of TCP connection Mib name: sipMiscEnableTCPConnectionReuse INI Name: ENABLETCPCONNECTIONREUSE Profile name: Digital SIP Protocol Definitions
Comfort Noise Negotiation	Enum: Disable(0), Enable(1)	Instant	1	is CN payload type is used and being negotiate Mib name: sipMiscComfortNoiseNegotiation INI Name: COMFORTNOISENEGOTIATION Profile name: Digital SIP Protocol Definitions
Multi Ptime Format	Enum: None(0) , PacketCable(1)	Instant	0	Format of multiple ptime (ptime per coder) in outgoing SDP Mib name: sipMiscMultiPtimeFormat INI Name: MULTIPTIMEFORMAT Profile name: Digital SIP Protocol Definitions

Parameter Name	Type	Provisioning Type	Default Value	Description
RTP Only Mode	Enum: Disable(0), TransmitNReceive(1), TransmitOnly(2), ReceiveOnly(3)	Instant	0	On RTP only mode their is no signalling protocol (for media parameters negotiation with the remote side). The channel is open immediately. The IP for the media is taken from the routing table. The RTP ports are corresponding to the local side ports. RTP-Only mode Values: 0 - regular call establishment 1 - No Signalling. The RTP channel open for Rx And Tx 2- No Signalling. The RTP channel open only for Tx 3 - No Signalling. The RTP channel open only for Rx Mib name: sipMiscRTPOnlyMode INI Name: RTPONLYMODE Profile name: Digital SIP Protocol Definitions
Enable Reason Header	Enum: Disable(0), Enable(1)	Instant	1	Enable Reason header in the outgoing messages Mib name: sipMiscEnableReasonHeader INI Name: ENABLEREASONHEADER Profile name: Digital SIP Protocol Definitions
3xx Behavior	Enum: Forward(0), Redirect(1)	Instant	0	3xx response behavior: Forwarding behavior - use different call identifiers Redirect behavior - use the same call identifiers: From, To And CallID Mib name: sipMisc3xxBehavior INI Name: 3XXBEHAVIOR Profile name: Digital SIP Protocol Definitions
Enable Semi Attended Transfer	Enum: Disable(0), Enable(1)	Instant	0	Semi-Attended Transfer when the session to the Target is not established. false - Use REFER with Replaces. true - Use CANCEL and REFER without Replaces if session is not established Mib name: sipMiscEnableSemiAttendedTransfer INI Name: ENABLESEMIATTENDEDTRANSFER Profile name: Digital SIP Protocol Definitions

Parameter Name	Type	Provisioning Type	Default Value	Description
Enable VMURI	Enum: Disable(0), Enable(1)	Instant	0	Enable History-Info header support Mib name: sipMiscEnableVMURI INI Name: ENABLEVMURI Profile name: Digital SIP Protocol Definitions
Use URL In Refer To Header	Enum: Disable(0), Enable(1)	Instant	0	If enabled, we will use URI from To/From headers in Refer-To header. If disabled, we will take the URI from Contact Mib name: sipMiscUseAORInReferToHeader INI Name: USEAORINREFERTOHEADER Profile name: Digital SIP Protocol Definitions
SDP Session Owner	String Up to 39 chars.	Instant	Audiocodes GW	The SDP owner string Mib name: sipMiscSDPSessionOwner INI Name: SIPSDPSESSIONOWNER Profile name: Digital SIP Protocol Definitions
Options User Part	String Up to 30 chars.	Instant		Allow to configure the OPTIONS userpart string for all gateways. The default value should be empty string which means that we don't use this parameter. Another special value is "empty" which means that the we don't populate the user part of the OPTIONS request URI. Any other value will be taken as is and used as the user part of the OPTIONS request URI. Mib name: sipMiscOPTIONSUserPart INI Name: OPTIONUSERPART Profile name: Digital SIP Protocol Definitions
Application Profile	Integer 0-2000000	Offline	0	ApplicationProfile, read it later for validating that the board is theirs. Mib name: sipMiscApplicationProfile INI Name: APPLICATIONPROFILE Profile name: Digital SIP Protocol Definitions
T38				
Ip2Ip Transfer Mode	Enum: Disable(0), Enable(1)	Instant	0	IP2IP Transfer Mode. Mib name: misclp2IpXferMode INI Name: IP2IPTRANSFERMODE Profile name: Digital SIP Protocol Definitions

Parameter Name	Type	Provisioning Type	Default Value	Description
Service Domain	Enum: Disable(0), Enable(1)	Instant	0	Specifies ENUM domain using for ENUM resolution. Default value = 0 means the using of e164.arpa; value = 1 - use nrenum.net Mib name: miscENUMServiceDomain INI Name: ENUMSERVICE Profile name: Digital SIP Protocol Definitions
T38 Use RTP Port	Enum: Disable(0), Enable(1)	Instant	0	T.38 packets will be received on RTP port Mib name: miscT38UseRTPPort INI Name: T38USERTPPORT Profile name: Digital SIP Protocol Definitions
T38 Max Datagram Size	Integer 122-1024	Instant	122	T.38 coder - Max Datagram Size Mib name: miscT38MaxDatagramSize INI Name: T38MAXDATAGRAMSIZE Profile name: Digital SIP Protocol Definitions
T38 Fax Max Buffer Size	Integer 500-3000	Instant	1024	Defines the fax max buffer size in T38 SDP negotiation. Mib name: miscT38FaxMaxBufferSize INI Name: T38FAXMAXBUFFERSIZE Profile name: Digital SIP Protocol Definitions
SIP T38 Version	Enum: NotConfigured(-1), Version0(0), Version3(3)	Instant	-1	SIP T38 Version Mib name: miscSIPT38Version INI Name: SIPT38VERSION Profile name: Digital SIP Protocol Definitions
T38 Fax Sess Imm Start	Enum: Disable(0), EnableOnFaxInSDP(1), EnableOnBothFaxAndVoiceInSDP(2)	Instant	0	T38 Fax Session Immediate Start (Fax behind NAT). Mib name: miscT38FaxSessImmStart INI Name: T38FAXSESSIONIMMEDIATESTART Profile name: Digital SIP Protocol Definitions
Digital Settings				

Parameter Name	Type	Provisioning Type	Default Value	Description
RFC 2833 Payload Type	Integer 96-127	Online	0	control the RFC 2833 Relay RTP Payload type. Mib name: miscRFC2833PayloadType INI Name: RFC2833TXPAYLOADTYPE Profile name: Digital SIP Protocol Definitions
Is CISCO Sce Mode	Enum: Disable(0), Enable(1)	Instant	0	In use with G.729 - if enabled and SCE=2 then AnnexB=no Mib name: miscIsCiscoSceMode INI Name: ISCISCOSEMODE Profile name: Digital SIP Protocol Definitions
SIP 183 Behaviour	Enum: Disable(0), Enable(1)	Instant	0	If this parameter set to 1, ALERT to ISDN will be sent upon 183 receive Mib name: sipMiscSIP183Behaviour INI Name: SIP183BEHAVIOUR Profile name: Digital SIP Protocol Definitions
Use To Header As Called Num	Enum: Disable(0), Enable(1)	Instant	0	Use the user part of To header URL as called number (IP->TEL) Mib name: sipMiscUseToHeaderAsCalledNum INI Name: ISUETOHEADERASCALLEDNUMBER Profile name: Digital SIP Protocol Definitions
Use EP Numbuer As Calling Number Tel to IP	Enum: Disable(0), Enable(1)	Instant	0	Use EndPoint Number As Calling Number Tel2IP Mib name: sipMiscUseEPNumAsCallingNumTel2IP INI Name: USEEPNUMASCALLINGNUMTEL2IP Profile name: Digital SIP Protocol Definitions
Use EP Number As Calling Number IP to Tel	Enum: Disable(0), Enable(1)	Instant	0	Use EndPoint Number As Calling Number IP2Tel Mib name: sipMiscUseEPNumAsCallingNumIP2Tel INI Name: USEEPNUMASCALLINGNUMIP2TEL Profile name: Digital SIP Protocol Definitions

### 2.36.3 Tab: Advanced Settings 2

Frame: SIP Definition Provisioning, Tab: Advanced Settings 2

Parameter Name	Type	Provisioning Type	Default Value	Description
T1 RTX	Integer 100-4000	Instant	500	SIP T1 timeout for retransmission Mib name: sipRetransmissionT1Rtx INI Name: SIPT1RTX Profile name: Digital SIP Protocol Definitions
T2 RTX	Integer 100-10000	Instant	4000	SIP T2 timeout for retransmission Mib name: sipRetransmissionT2Rtx INI Name: SIPT2RTX Profile name: Digital SIP Protocol Definitions
Max RTX	Integer 1-30	Instant	7	Maximum number of retransmissions Mib name: sipRetransmissionSipMaxRtx INI Name: SIPMAXRTX Profile name: Digital SIP Protocol Definitions
Is RTX Enable	Enum: No(0), Yes(1)	Instant	1	is Rtx timer enabled Mib name: sipRetransmissionIsRtxEnable INI Name: ISRTXENABLE Profile name: Digital SIP Protocol Definitions
Retry After Time	Integer 0-3600	Instant	0	Retry After time for the proxy to be in state Unavailable Mib name: sipRetransmissionRetryAfterTime INI Name: RETRYAFTERTIME Profile name: Digital SIP Protocol Definitions
TCP Timeout	Integer 0-60	Instant	0	SIP TCP time out (influence timerB and Timer F) Mib name: sipRetransmissionTCPTimeout INI Name: SIPTCPTIMEOUT Profile name: Digital SIP Protocol Definitions
Enable P Time	Enum: Disable(0), Enable(1)	Instant	1	is ptime parameter needed in sdp Mib name: sipRetransmissionEnablePTime INI Name: ENABLEPTIME Profile name: Digital SIP Protocol Definitions
P Asserted User Name	String Up to 50 chars.	Instant		Digit pattern used to indicate Call Forward on Do Not Disturb (PBX to VoiceMail) Mib name: sipMiscPAssertedUserName INI Name: PASSERTEDUSERNAME Profile name: Digital SIP Protocol Definitions

Parameter Name	Type	Provisioning Type	Default Value	Description
Enable P Charging Vector	Enum: Disable(0), Enable(1)	Instant	0	Generate P-Charging-Vector header [0] - disabled [1] - enabled Mib name: sipMiscEnablePChargingVector INI Name: ENABLEPCHARGINGVECTOR Profile name: Digital SIP Protocol Definitions
Enable P Associated URI Header	Enum: Disable(0), Enable(1)	Instant	0	Handles the P-Associated-URI header in a 200OK response for a REGISTER request Mib name: sipMiscEnablePAssociatedURIHeader INI Name: ENABLEPASSOCIATEDURIHEADER Profile name: Digital SIP Protocol Definitions
Enable RPI Header	Enum: No(0), Yes(1)	Instant	0	Enable Remote-Party-ID header Mib name: sipMiscEnableRpiHeader INI Name: ENABLERPIHEADER Profile name: Digital SIP Protocol Definitions
Add Ton 2 RPI	Enum: Disable(0), Enable(1)	Instant	1	Add Number Type and Plan to Remote-Party-ID header Mib name: sipMiscAddTon2Rpi INI Name: ADDTON2RPI Profile name: Digital SIP Protocol Definitions
Is User Phone	Enum: No(0), Yes(1)	Instant	1	Add User=Phone parameter to SIP URL Mib name: sipMiscIsUserPhone INI Name: ISUSERPHONE Profile name: Digital SIP Protocol Definitions
Prack Mode	Enum: Disabled(0), Supported(1), Required(2)	Instant	1	PRACK mechanism mode for 1XX reliable responses: 0- Disabled , 1- Supported , 2- Required Mib name: sipMiscPrackMode INI Name: PRACKMODE Profile name: Digital SIP Protocol Definitions
X Channel Header	Enum: Disable(0), Enable(1)	Instant	0	0 (default): No special header 1:Add special header for trunk and B-Channel Mib name: sipMiscXChannelHeader INI Name: XCHANNELHEADER Profile name: Digital SIP Protocol Definitions



Parameter Name	Type	Provisioning Type	Default Value	Description
Asserted ID Mode	Enum: NoHeaderAdded(0), PAssertedIdRFC3325(1), PPreferreddIdRFC3325(2)	Instant	0	Select Asserted Identity header method Mib name: sipMiscAssertedIDMode INI Name: ASSERTEDIDMODE Profile name: Digital SIP Protocol Definitions
Is User Phone In From	Enum: Disable(0), Enable(1)	Instant	0	Add 'User=Phone' to From header Mib name: sipMiscIsUserPhoneInFrom INI Name: ISUSERPHONEINFROM Profile name: Digital SIP Protocol Definitions
Enable CIC	Enum: No(0), Yes(1)	Instant	0	Enables CIC -> ISDN TNS IE interworking Mib name: sipMiscEnableCIC INI Name: ENABLECIC Profile name: Digital SIP Protocol Definitions
ISub Number Of Digits	Integer 0-36	Instant	0	Number of digits that will be taken from end of phone number as Subaddress Mib name: sipMiscSubNumberOfDigits INI Name: ISUBNUMBEROFDIGITS Profile name: Digital SIP Protocol Definitions
Enables Detection of FAX on Answer Tone	Enum: Disable(0), Enable(1)	Instant	0	Start T.38 fax procedure after fax answer tone detection or after HDLC preamble signal detection Mib name: miscDetFaxOnAnswerTone INI Name: DETFAXONANSWERTONE Profile name: Digital SIP Protocol Definitions
Default Release Cause	Integer 1-128	Instant	1	The release cause that will be sent to IP or to Tel when gateway initiates release by itself Mib name: miscDefaultReleaseCause INI Name: DEFAULTRELEASECAUSE Profile name: Digital SIP Protocol Definitions
Enable Fax Rerouting	Enum: Disable(0), Enable(1)	Instant	0	Enable rerouting of FAX calls to FAX destination Mib name: miscEnableFaxRerouting INI Name: ENABLEFAXREROUTING Profile name: Digital SIP Protocol Definitions
Maximum Concurrent Calls	Integer 1-19200	Instant	0	Limit the number of calls that the gateway can handle at the same time Mib name: resourceManagementMaxActiveCalls INI Name: MAXACTIVECALLS Profile name: Digital SIP Protocol Definitions

Parameter Name	Type	Provisioning Type	Default Value	Description
Disconnect Calls on Broken Connection	Enum: Disable(0), Enable(1)	Instant	1	Disconnect calls on receiving RTP broken notification Mib name: resourceManagementDisconnectOnBrokenConnection INI Name: DISCONNECTONBROKENCONNECTION Profile name: Digital SIP Protocol Definitions
Max Call Duration	Integer 0-35791	Instant	0	Limit the call time duration (minutes); 0 = no limit Mib name: resourceManagementMaxCallDuration INI Name: MAXCALLDURATION Profile name: Digital SIP Protocol Definitions
Time Out	Integer 1-30000	Instant	10000	Amd Detection Timeout Mib name: aMDTimeOut INI Name: AMDTIMEOUT Profile name: Digital SIP Protocol Definitions
Indications	Enum: None(0), AuthorizeAndAuthenticate(1), FullReport(2), AccountingOnly(3)	Instant	0	Which Authentication, Authorization and Accounting indications to use Mib name: aaaIndications INI Name: AAAINDICATIONS Profile name: Digital SIP Protocol Definitions
Radius Accounting Type	Enum: release(0), connectAndRelease(1), setupAndRelease(2)	Instant	0	When will Radius Accounting messages be sent Mib name: aaaRadiusAccountingType INI Name: RADIUSACCOUNTINGTYPE Profile name: Digital SIP Protocol Definitions
Mutual Authentication Mode	Enum: Optional(0), Mandatory(1)	Instant	0	Mutual Authentication Mode: 0 - Optional, 1 - Mandatory Mib name: sipAuthMutualAuthenticationMode INI Name: MUTUALAUTHENTICATIONMODE Profile name: Digital SIP Protocol Definitions

Parameter Name	Type	Provisioning Type	Default Value	Description
Challenge Caching Mode	Enum: NoCaching(0), InviteOnly(1), FullCaching(2)	Instant	0	<p>0. No caching mode ? don't cache any challenges. Every new request will be sent without preliminary authorization. If the request is challenged ? new request with authorization data will be sent.</p> <p>1. Cache for INVITE mode ? challenges issued for INVITE request and within the session will be cached. This will prevent the mixture of REGISTER and INVITE authorizations.</p> <p>2. Full cache mode ? cache any challenges from the proxies.</p> <p>Mib name: sipAuthChallengeCachingMode INI Name: SIPCHALLENGECACHINGMODE Profile name: Digital SIP Protocol Definitions</p>
IP Alert Timeout	Integer 0-3600	Instant	180	<p>Maximal time to wait for connect from IP (seconds)</p> <p>Mib name: acTimersIPAlertTimeout INI Name: IPALERTTIMEOUT Profile name: Digital SIP Protocol Definitions</p>
PSTN Alert Timeout	Integer 1-600	Instant	180	<p>Max time (in seconds) to wait for connect from PSTN</p> <p>Mib name: acTimersPSTNAlertTimeout INI Name: PSTNALERTTIMEOUT Profile name: Digital SIP Protocol Definitions</p>
Enable Contact Restriction	Enum: Disable(0), Enable(1)	Instant	0	<p>Hides the user part of the URI in the Contact Header</p> <p>0 - Disable 1 - Enable</p> <p>Mib name: sipMiscEnableContactRestriction INI Name: ENABLECONTACTRESTRICTION Profile name: Digital SIP Protocol Definitions</p>
Enable Digit Delivery To IP	Enum: Disable(0), Enable(1)	Offline	0	<p>Enable automatic digit delivery to IP side after call is connected</p> <p>Mib name: routingEnableDigitDelivery2IP INI Name: ENABLEDIGITDELIVERY2IP Profile name: Digital SIP Protocol Definitions</p>

Parameter Name	Type	Provisioning Type	Default Value	Description
Fax CNG Mode	Enum: Disable(0), Enable(1)	Instant	0	Enables sending of ReInvite on detection of FAX CNG tone when CNGDetectorMode=1 Mib name: miscFaxCNGMode INI Name: FAXCNGMODE Profile name: Digital SIP Protocol Definitions
AAS Packages	Enum: TD-51standard(0), H-248-9standard(1), MGCP-Packet-Cable(2), SIP-MSMML(3)	Offline	0	Selects the profile for the Advanced Audio Syntax specification.  0 = TD-51 standard 1 = H.248.9 standard 2 = MGCP Packet Cable 3 = SIP MSMML Mib name: acMCPProfileAASPackages INI Name: AASPACKAGESPROFILE Profile name: Digital SIP Protocol Definitions
Graceful Busy Out Timeout	Integer 0-3600	Instant	0	Graceful Busy Out Timeout in seconds. Sets the time before a busy out signal will be sent to a trunk even if there are still active calls on the trunk. Mib name: miscGracefulBusyOutTimeout INI Name: GRACEFULBUSYOUTTIMEOUT Profile name: Digital SIP Protocol Definitions
Reliable Connection Persistent Mode	Enum: Disable(0), Enable(1)	Instant	0	if set to 1 - All TCP/TLS connections will be set as persistent and will not be released Mib name: miscReliableConnectionPersistentMode INI Name: RELIABLECONNECTIONPERSISTENTMODE Profile name: Digital SIP Protocol Definitions
WAN IP Address	IPAddress	Instant	0	Sets the WAN address to be used by VOIP signalling applications. Range = IPv4 address in dotted decimal notation xxx.xxx.xxx.xxx Default = 0.0.0.0 Mib name: miscWANIPAddress INI Name: WANIPADDRESS Profile name: Digital SIP Protocol Definitions

Parameter Name	Type	Provisioning Type	Default Value	Description
Enable Delayed Offer	Enum: Disable(0), Enable(1)	Instant	0	Send INVITE message with/without sdp offer. [0] - (default) means SDP will be offered in the INVITE message. [1] - means SDP will be offered by the other side in the first reliable response(1xx or 200 OK INVITE). Mib name: miscEnableDelayedOffer INI Name: ENABLEDELAYEDOFFER Profile name: Digital SIP Protocol Definitions
Key Call Pickup	String Up to 15 chars.	Instant		Keying sequence for performing call pickup Mib name: miscKeyCallPickup INI Name: KEYCALLPICKUP Profile name: Digital SIP Protocol Definitions
Enable RFC 4117 Transcoding	Enum: Disable(0), Enable(1)	Offline	0	Enable transcoding call RFC4117 Mib name: miscEnableRFC4117Transcoding INI Name: ENABLERFC4117TRANSCODING Profile name: Digital SIP Protocol Definitions
Enable Single DSP Transcoding	Enum: Disable(0), Enable(1)	Offline	0	Enable/Disable using single DSP for g711 <--> LBR coder Mib name: miscEnableSingleDSPTranscoding INI Name: ENABLESINGLEDSPTRANSCODING Profile name: Digital SIP Protocol Definitions
Enable Network ISDN Transfer	Enum: Disable(0), Enable(1)	Instant	1	if set to 0 reject ISDN transfer request Mib name: miscEnableNetworkISDNTransfer INI Name: ENABLENETWORKISDNTRANSFER Profile name: Digital SIP Protocol Definitions
Enable VXML	Enum: Disable(0), Enable(1)	Offline	0	Enables/disables the VXML stack.  0=Disable 1=Enable Mib name: acCPVxmlEnableVXML INI Name: ENABLEVXML Profile name: Digital SIP Protocol Definitions
Enable Early 183	Enum: disable(0), enable(1)	Instant	0	Enable Early 183 Mib name: miscEnableEarly183 INI Name: ENABLEEARLY183 Profile name: Digital SIP Protocol Definitions

Parameter Name	Type	Provisioning Type	Default Value	Description
Max SIP Message Length	Integer 1-50	Instant	50	Limit the maximum length in KB for SIP message Mib name: miscMaxSIPMessageLength INI Name: MAXSIPMESSAGELENGTH Profile name: Digital SIP Protocol Definitions
QoS Statistics	Enum: disable(0), enable(1)	Instant	0	Whether or not add statistics to call release Mib name: miscQoSStatistics INI Name: QOSSTATISTICS Profile name: Digital SIP Protocol Definitions
Fake Retry After	Enum:	Instant	0	0 - disabled. Any positive value - when the GW receives 503 without Retry-After response-header, it will behave as the 503 response includes a Retry-After response-header with the period specified by this parameter Mib name: miscFakeRetryAfter INI Name: FAKERETRYAFTER Profile name: Digital SIP Protocol Definitions
Enable Rekey After 181	Enum: Disable(0), Enable(1)	Instant	0	Send Reinvite after 181 (Call Is Being Forwarded) with new generated STRTP keys. Mib name: sipMiscEnableRekeyAfter181 INI Name: ENABLEREKEYAFTER181 Profile name: Digital SIP Protocol Definitions
Use Destination As Connected Number	Enum: Disable(0), Enable(1)	Instant	0	Use Destination As Connected Number Mib name: sipMiscUseDestinationAsConnectedNumber INI Name: USEDESTINATIONASCONNECTEDNUMBER Profile name: Digital SIP Protocol Definitions
Select Source Header For Called Number	Enum: useRequestURIHeader(0), useToHeader(1), usePCalledPartyIDHeader(2)	Instant	0	Select source header for called number (IP->TEL), either from the user part of To header or the P-Called-Party-ID header. 0- use RequestURI header 1- use To header 2- use P-Called-Party-ID header Mib name: miscSelectSourceHeaderForCalledNumber INI Name: SELECTSOURCEHEADERFORCALLEDNUMBER Profile name: Digital SIP Protocol Definitions

Parameter Name	Type	Provisioning Type	Default Value	Description
Empty Authorization Header	Enum: Disable(0), Enable(1)	Instant	0	If empty Authorization header should be added into Register request Mib name: miscEmptyAuthorizationHeader INI Name: EMPTYAUTHORIZATIONHEADER Profile name: Digital SIP Protocol Definitions
Call Xfer Using Reinvites	Enum: Disable(0), Enable(1)	Instant	0	Enable Call Transfer service using reinvites. Mib name: miscCallXferUsingReinvites INI Name: ENABLECALLTRANSFERUSINGREINVITES Profile name: Digital SIP Protocol Definitions
SIP Registration Action	Enum: unRegisterGW(0), unRegisterChannelsTable(1), unRegisterAccountTable(2), unRegisterIsdnSuppServTable(3), RegisterGW(16), RegisterChannelsTable(17), RegisterAccountTable(18), RegisterIsdnSuppServTable(19)	Instant	0	Register and unregister gateway and tables. Mib name: miscSIPRegistrationAction INI Name: SHOULDREGISTER Profile name: Digital SIP Protocol Definitions

## 2.36.4 Tab: Account Table

Frame: SIP Definition Provisioning, Tab: Account Table

Parameter Name	Type	Provisioning Type	Default Value	Description
Account Index	Integer 0-31	Read-Only	0	Mib name: accountIndex INI Name: ACCOUNT_INDEX Profile name: Not Profiled
Account Row Status	Enum: Active(1), NotInService(2), NotReady(3), CreateAndGo(4), CreateAndWait(5), Destroy(6)	NA	3	Row-Status Textual Conventions as defined in RFC 2579: Textual Conventions for SMIv2 Mib name: accountRowStatus Profile name: Not Profiled
Account Served Trunk Group	Integer -1-100	Instant	-1	GwApp Accounts table Mib name: accountServedTrunkGroup INI Name: ACCOUNT_SERVEDTRUNKGROUP Profile name: Not Profiled
Account Served IP Group	Integer -1-31	Instant	-1	GwApp Accounts table Mib name: accountServedIPGroup INI Name: ACCOUNT_SERVEDIPGROUP Profile name: Not Profiled
Account Serving IP Group	Integer 1-31	Instant	1	GwApp Accounts table Mib name: accountServingIPGroup INI Name: ACCOUNT_SERVINGIPGROUP Profile name: Not Profiled
Account Username	String Up to 50 chars.	Instant		GwApp Accounts table Mib name: accountUsername INI Name: ACCOUNT_USERNAME Profile name: Not Profiled
Account Password	String Up to 50 chars.	Instant		GwApp Accounts table Mib name: accountPassword INI Name: ACCOUNT_PASSWORD Profile name: Not Profiled
Account Host Name	String Up to 49 chars.	Instant		GwApp Accounts table Mib name: accountHostName INI Name: ACCOUNT_HOSTNAME Profile name: Not Profiled
Account Register	Enum: no(0), yes(1)	Instant	0	GwApp Accounts table Mib name: accountRegister INI Name: ACCOUNT_REGISTER Profile name: Not Profiled
Account Contact User	String Up to 50 chars.	Instant		GwApp Accounts table Mib name: accountContactUser INI Name: ACCOUNT_CONTACTUSER Profile name: Not Profiled



## 2.36.5 Tab: Registration

Frame: SIP Definition Provisioning, Tab: Registration

Parameter Name	Type	Provisioning Type	Default Value	Description
Is Register Needed	Enum: No(0), Yes(1)	Instant	0	Is Proxy registration necessary Mib name: sipRegistrationIsNeeded INI Name: ISREGISTERNEEDED Profile name: Digital SIP Protocol Definitions
Registrar IP	String Up to 49 chars.	Instant		SIP Registrar IP address Mib name: sipRegistrationIP INI Name: REGISTRARIP Profile name: Digital SIP Protocol Definitions
Registration Time	Integer 10-2000000	Instant	180	Time for which registration to Gatekeeper/Proxy is valid. Causes periodic registration (seconds) Mib name: sipRegistrationTime INI Name: REGISTRATIONTIME Profile name: Digital SIP Protocol Definitions
Registration Retry Time	Integer 10-2000000	Instant	10	Time in which the gateway will try to register after last registration failure (seconds) Mib name: sipRegistrationRegistrationRetryTime INI Name: REGISTRATIONRETRYTIME Profile name: Digital SIP Protocol Definitions
Registrar Name	String Up to 49 chars.	Instant		SIP Registrar name Mib name: sipRegistrationRegistrarName INI Name: REGISTRARNAME Profile name: Not Profiled
Time Divider	Integer 30-100	Instant	50	Percentage of RegistrationTime when the actual new REGISTER request will be sent out Mib name: sipRegistrationTimeDivider INI Name: REGISTRATIONTIMEDIVIDER Profile name: Digital SIP Protocol Definitions
Name	String Up to 15 chars.	Instant		Gateway registration name Mib name: sipRegistrationName INI Name: GWREGISTRATIONNAME Profile name: Digital SIP Protocol Definitions
Register On Invite Failure	Enum: Disable(0), Enable(1)	Instant	0	Enable ReRegister upon INVITE transaction failure Mib name: sipRegistrationRegisterOnInviteFailure INI Name: REGISTERONINVITEFAILURE Profile name: Digital SIP Protocol Definitions

Parameter Name	Type	Provisioning Type	Default Value	Description
Time Threshold	Integer 0-2000000	Instant	0	If (REGISTRATIONTIMETHRESHOLD > 0) and (REGISTRATIONTIMETHRESHOLD < computed registration time using existing logic) then new registration time will be (Registration time from expires header ? REGISTRATIONTIMETHRESHOLD) Mib name: sipRegistrationTimeThreshold INI Name: REGISTRATIONTIMETHRESHOLD Profile name: Digital SIP Protocol Definitions
Registrar Transport Type	Enum: NotConfigured(-1), UDP(0), TCP(1), TLS(2)	Instant	-1	Registrar transport type Mib name: sipRegistrationRegistrarTransportType INI Name: REGISTRARTRANSPORTTYPE Profile name: Digital SIP Protocol Definitions
Re Register On Connection Failure	Enum: Disable(0), Enable(1)	Instant	0	Enables GW to perform Re-Registration on TCP/TLS connection failure Mib name: sipRegistrationReRegisterOnConnectionFailure INI Name: REREGISTERONCONNECTIONFAILURE Profile name: Digital SIP Protocol Definitions

## 2.36.6 Tab: Accounting Settings

Frame: SIP Definition Provisioning, Tab: Accounting Settings

Parameter Name	Type	Provisioning Type	Default Value	Description
Indications	Enum: None(0), AuthorizeAndAuthenticate(1), FullReport(2), AccountingOnly(3)	Instant	0	Which Authentication, Authorization and Accounting indications to use Mib name: aaaIndications INI Name: AAAINDICATIONS Profile name: Not Profiled
Radius Accounting Type	Enum: release(0), connectAndRelease(1), setupAndRelease(2)	Instant	0	When will Radius Accounting messages be sent Mib name: aaaRadiusAccountingType INI Name: RADIUSACCOUNTINGTYPE Profile name: Not Profiled

### 2.36.7 Tab: Authentication

Frame: SIP Definition Provisioning, Tab: Authentication

Parameter Name	Type	Provisioning Type	Default Value	Description
Authentication				
Authentication Mode	Enum: PerEP(0), PerGW(1), PerFXSOnly(3)	Instant	1	Authentication mode Mib name: sipAuthMode INI Name: AUTHENTICATIONMODE Profile name: Digital SIP Protocol Definitions
User Name	String Up to 50 chars.	Instant		User Name used for authentication Mib name: sipAuthUserName INI Name: USERNAME Profile name: Digital SIP Protocol Definitions
Password	String	Instant	50	Password used for authentication Mib name: sipAuthPassword INI Name: PASSWORD Profile name: Digital SIP Protocol Definitions
Cnonce	String Up to 15 chars.	Instant		Cnonce parameter used for authentication Mib name: sipAuthCnonce INI Name: CNONCE Profile name: Digital SIP Protocol Definitions
Security				
Enable SIPS	Enum: Disable(0), Enable(1)	Instant	0	Enable SIP secured URI usage Mib name: sipMiscEnableSIPS INI Name: ENABLESIPS Profile name: Digital SIP Protocol Definitions
SIPS Require Client Certificate	Enum: Disable(0), Enable(1)	Offline	0	Should require client certificate upon TLS connection request arrival Mib name: gwSecuritySIPSRequireClientCertificate INI Name: SIPSREQUIRECLIENTCERTIFICATE Profile name: Digital SIP Protocol Definitions
Media Security Behavior	Enum: Preferable(0), Mandatory(1), preferableSingleMedia(3)	Instant	0	Gateway behavior when receiving offer/response for media encryption Mib name: gwSecurityMediaSecurityBehavior INI Name: MEDIASECURITYBEHAVIOUR Profile name: Digital SIP Protocol Definitions

Parameter Name	Type	Provisioning Type	Default Value	Description
TLS Re Handshake Interval	Integer 0-1500	Instant	0	The interval between consequent TLS re-handshakes (Minutes). 0 - Disables re-handshakes. Mib name: gwSecurityTLSReHandshakeInterval INI Name: TLSREHANDSHAKEINTERVAL Profile name: Digital SIP Protocol Definitions
TLS Remote Subject Name	String Up to 49 chars.	Instant		used to verify the remote peer Common Name (at certificate) when using TLS. Mib name: gwSecurityTLSRemoteSubjectName INI Name: TLSREMOTESUBJECTNAME Profile name: Digital SIP Protocol Definitions
Peer Host Name Verification Mode	Enum: Disable(0), ServerOnly(1), ServerAndClient(2)	Instant	0	While using TLS, defines the verification behavior of the host name sent in the certificate. Mib name: gwSecurityPeerHostNameVerificationMode INI Name: PEERHOSTNAMEVERIFICATIONMODE Profile name: Digital SIP Protocol Definitions
Verify Server Certificate	Enum: Disable(0), Enable(1)	Instant	0	Certificate validation behavior 0 ? No certificate validation. 1 ? Server certificate validation. Mib name: gwSecurityVerifyServerCertificate INI Name: VERIFYSERVERCERTIFICATE Profile name: Digital SIP Protocol Definitions
SRTP Offered Suites (0=Select All);ARIA-CM-192-HMAC-SHA1 80;ARIA-CM-128-HMAC-SHA1 80;AES-CM-128-HMAC-SHA1 32;AES-CM-128-HMAC-SHA1 80;	Integer Bitmask Bitmap- 0x000F	Instant	0	Offered SRTP Cipher Suites. 1: all(0) 2: aesCm128HmacShaOne80(1) 3: aesCm128HmacShaOne32(2) 4: ariaCm128HmacShaOne80(3) 5: ariaCm192HmacShaOne80(4) Mib name: gwSecuritySRTPOfferedSuites INI Name: SRTPOFFEREDSUITES Profile name: Not Profiled

Parameter Name	Type	Provisioning Type	Default Value	Description
Enable Symmetric MKI	Enum: Disable(0), Enable(1)	Instant	0	Enable symmetric MKI negotiation Mib name: gwSecurityEnableSymmetricMKI INI Name: ENABLESYMMETRICMKI Profile name: Digital SIP Protocol Definitions

## 2.37 Frame: SIP Interface Provisioning

### 2.37.1 Tab: SIP Interface

Frame: SIP Interface Provisioning, Tab: SIP Interface

Parameter Name	Type	Provisioning Type	Default Value	Description
Network Interface	String Up to 15 chars.	Instant		Network Interface. Mib name: sipInterfaceNetworkInterface INI Name: SIPINTERFACE_NETWORKINTERFACE Profile name: Not Profiled
Application Type	Enum: gwIP2IP(0), sas(1), sbc(2)	Instant	0	Application Type. Mib name: sipInterfaceApplicationType INI Name: SIPINTERFACE_APPLICATIONTYPE Profile name: Not Profiled
UDP Port	Integer 0-65534	Instant	5060	UDP Port number. Mib name: sipInterfaceUDPPort INI Name: SIPINTERFACE_UDPPORT Profile name: Not Profiled
TCP Port	Integer 0-65534	Instant	5060	TCP Port number. Mib name: sipInterfaceTCPPort INI Name: SIPINTERFACE_TCPPORT Profile name: Not Profiled
TLS Port	Integer 0-65534	Instant	5061	TLS Port number. Mib name: sipInterfaceTLSPort INI Name: SIPINTERFACE_TLSPORT Profile name: Not Profiled
SRD	Integer 0-31	Instant	0	Mib name: sipInterfaceSRD INI Name: SIPINTERFACE_SRD Profile name: Not Profiled

## 2.38 Frame: Snmp Provisioning

### 2.38.1 Tab: SNMP Managers Table

Frame: Snmp Provisioning, Tab: SNMP Managers Table

Parameter Name	Type	Provisioning Type	Default Value	Description
Row Status	Enum: Active(1), NotInService(2), NotReady(3), CreateAndGo(4), CreateAndWait(5), Destroy(6)	Instant	1	<p>The status of this conceptual row. To create a row in this table, a manager must set this object to either createAndGo(4) or createAndWait(5). Until instances of all corresponding columns are appropriately configured, the value of the corresponding instance of the snmpTargetAddrRowStatus column is 'notReady'. In particular, a newly created row cannot be made active until the corresponding instances of snmpTargetAddrTDomain, snmpTargetAddrTAddress, and snmpTargetAddrParams have all been set. The following objects may not be modified while the value of this object is active(1):</p> <ul style="list-style-type: none"> <li>- snmpTargetAddrTDomain</li> <li>- snmpTargetAddrTAddress</li> </ul> <p>An attempt to set these objects while the value of snmpTargetAddrRowStatus is active(1) will result in an inconsistentValue error.</p> <p>Mib name: snmpTargetAddrRowStatus Profile name: Not Profiled</p>
Address	String Up to 255 chars.	Instant	0.0.0.0:0	<p>This object contains a transport address. The format of this address depends on the value of the snmpTargetAddrTDomain object.</p> <p>Mib name: snmpTargetAddrTAddress Profile name: Not Profiled</p>
Params	String Up to 255 chars.	Instant	1	<p>The value of this object identifies an entry in the snmpTargetParamsTable. The identified entry contains SNMP parameters to be used when generating messages to be sent to this transport address.</p> <p>Mib name: snmpTargetAddrParams Profile name: Not Profiled</p>

## 2.38.2 Tab: SNMPv3 Users

Frame: Snmp Provisioning, Tab: SNMPv3 Users

Parameter Name	Type	Provisioning Type	Default Value	Description
User Status	Enum: Active(1), NotInService(2), NotReady(3), CreateAndGo(4), CreateAndWait(5), Destroy(6)	Instant	1	<p>The status of this conceptual row. Until instances of all corresponding columns are appropriately configured, the value of the corresponding instance of the usmUserStatus column is 'notReady'. In particular, a newly created row for a user who employs authentication, cannot be made active until the corresponding usmUserCloneFrom and usmUserAuthKeyChange have been set. Further, a newly created row for a user who also employs privacy, cannot be made active until the usmUserPrivKeyChange has been set.</p> <p>The RowStatus TC [RFC2579] requires that this DESCRIPTION clause states under which circumstances other objects in this row can be modified:</p> <p>The value of this object has no effect on whether other objects in this conceptual row can be modified, except for usmUserOwnAuthKeyChange and usmUserOwnPrivKeyChange. For these 2 objects, the value of usmUserStatus MUST be active.</p> <p>Mib name: usmUserStatus Profile name: Not Profiled</p>
Security Name	String Up to 32 chars.	Instant	1	<p>A human readable string representing the user in Security Model independent format. The default transformation of the User-based Security Model dependent security ID to the securityName and vice versa is the identity function so that the securityName is the same as the userName.</p> <p>Mib name: usmUserSecurityName Profile name: Not Profiled</p>

Parameter Name	Type	Provisioning Type	Default Value	Description
Auth Protocol	Enum: None(0), MD5(1), SHA(2)	Instant	1	<p>An indication of whether messages sent on behalf of this user to/from the SNMP engine identified by usmUserEngineID, can be authenticated, and if so, the type of authentication protocol which is used.</p> <p>An instance of this object is created concurrently with the creation of any other object instance for the same user (i.e., as part of the processing of the set operation which creates the first object instance in the same conceptual row).</p> <p>If an initial set operation (i.e. at row creation time) tries to set a value for an unknown or unsupported protocol, then a 'wrongValue' error must be returned.</p> <p>The value will be overwritten/set when a set operation is performed on the corresponding instance of usmUserCloneFrom.</p> <p>Once instantiated, the value of such an instance of this object can only be changed via a set operation to the value of the usmNoAuthProtocol.</p> <p>If a set operation tries to change the value of an existing instance of this object to any value other than usmNoAuthProtocol, then an 'inconsistentValue' error must be returned.</p> <p>If a set operation tries to set the value to the usmNoAuthProtocol while the usmUserPrivProtocol value in the same row is not equal to usmNoPrivProtocol, then an 'inconsistentValue' error must be returned. That means that an SNMP command generator application must first ensure that the usmUserPrivProtocol is set to the usmNoPrivProtocol value before it can set the usmUserAuthProtocol value to usmNoAuthProtocol.</p> <p>Mib name: usmUserAuthProtocol Profile name: Not Profiled</p>
Auth Key Change	String Up to 255 chars.	Instant	1	<p>Password</p> <p>Mib name: usmUserAuthKeyChange Profile name: Not Profiled</p>



Parameter Name	Type	Provisioning Type	Default Value	Description
Privacy Protocol	Enum: None(0), DES(1), AES(2)	Instant	0	<p>An indication of whether messages sent on behalf of this user to/from the SNMP engine identified by usmUserEngineID, can be protected from disclosure, and if so, the type of privacy protocol which is used.</p> <p>An instance of this object is created concurrently with the creation of any other object instance for the same user (i.e., as part of the processing of the set operation which creates the first object instance in the same conceptual row).</p> <p>If an initial set operation (i.e. at row creation time) tries to set a value for an unknown or unsupported protocol, then a 'wrongValue' error must be returned.</p> <p>The value will be overwritten/set when a set operation is performed on the corresponding instance of usmUserCloneFrom.</p> <p>Once instantiated, the value of such an instance of this object can only be changed via a set operation to the value of the usmNoPrivProtocol.</p> <p>If a set operation tries to change the value of an existing instance of this object to any value other than usmNoPrivProtocol, then an 'inconsistentValue' error must be returned.</p> <p>Note that if any privacy protocol is used, then you must also use an authentication protocol. In other words, if usmUserPrivProtocol is set to anything else than usmNoPrivProtocol, then the corresponding instance of usmUserAuthProtocol cannot have a value of usmNoAuthProtocol. If it does, then an 'inconsistentValue' error must be returned.</p> <p>Mib name: usmUserPrivProtocol Profile name: Not Profiled</p>
Privacy Key Change	String Up to 255 chars.	Instant	1	<p>Password</p> <p>Mib name: usmUserPrivKeyChange Profile name: Not Profiled</p>

## 2.39 Frame: SRD Provisioning

### 2.39.1 Tab: SRD

Frame: SRD Provisioning, Tab: SRD

Parameter Name	Type	Provisioning Type	Default Value	Description
Name	String Up to 20 chars.	Instant		GwApp Signaling Routing Domain name. Mib name: srdName INI Name: SRD_NAME Profile name: Not Profiled
Media Realm	String Up to 39 chars.	Instant		GwApp Signaling Routing Domain media realm. Mib name: srdMediaRealm INI Name: SRD_MEDIAREALM Profile name: Not Profiled
Intra SRD Media Anchoring	Enum: anchorMedia(0), DontAnchorMedia(1)	Instant	0	Internal SRD Media Anchoring Mib name: srdIntraSRDMediaAnchoring INI Name: SRD_INTRASRDMEDIAANCHORING Profile name: Not Profiled
Block UnRegistered Users	Enum: no(0), yes(1)	Instant	0	Block Calls From Unregistered User Mib name: srdBlockUnRegUsers INI Name: SRD_BLOCKUNREGUSERS Profile name: Not Profiled
Max Number Of Registered Users	Integer -1-3000	Instant	-1	Max Number Of Registered Users. MP1xx - 25 M1K - 200 M2K- 250 M3K - 3000 Mib name: srdMaxNumOfRegUsers INI Name: SRD_MAXNUMOFREGUSERS Profile name: Not Profiled

## 2.40 Frame: SS7 Alias Point Code

### 2.40.1 Tab: SS7 Alias Point Code

Frame: SS7 Alias Point Code, Tab: SS7 Alias Point Code

Parameter Name	Type	Provisioning Type	Default Value	Description
Point Code Name	String Up to 15 chars.	Online		String name for Alias PC parameters Mib name: acSS7APCName INI Name: SS7_ALIAS_PC_NAME Profile name: Not Profiled
Point Code (PC)	Integer 0-2147483647	Online	0	Alias Point-Code of signaling node. Mib name: acSS7APCPC INI Name: SS7_APC_PC Profile name: Not Profiled
Signaling Network Indicator (SNI)	Integer 2-5	Online	2	SNI (Signaling Network Indicator) of Alias Point-Code. Mib name: acSS7APCSNI INI Name: SS7_APC_SNI Profile name: Not Profiled
MTC Busy	Enum: No(0), Yes(1)	Read-Only	0	Manual busy status of Alias PC. Mib name: acSS7APCMtcBusy INI Name: SS7_ALIAS_PC_MTC_BUSY Profile name: Not Profiled

## 2.41 Frame: SS7 Data Link

### 2.41.1 Tab: Data Link General Info

Frame: SS7 Data Link , Tab: Data Link General Info

Parameter Name	Type	Provisioning Type	Default Value	Description
Name	String Up to 15 chars.	Online		String name for Link paramaters Mib name: acSS7LinkCommonName INI Name: SS7_LINK_NAME Profile name: Not Profiled
Admin State	Enum: OffLine(0), InService(2)	Read-Only	0	Administrative state of singnalling link. Mib name: acSS7LinkCommonAdminState INI Name: SS7_LINK_ADMINISTRATIVE_STATE Profile name: Not Profiled
Oper State	Enum: OffLine(0), Busy(1), InService(2)	Read-Only	0	Operational state of singnalling link. Mib name: acSS7LinkCommonOperState INI Name: SS7_LINK_OPERATIONAL_STATE Profile name: Not Profiled
Trace Level	Enum: TraceLevel0(0), TraceLevel1(1)	Online	0	Trace level of singnalling link (level 2). Mib name: acSS7LinkCommonTraceLevel INI Name: SS7_LINK_TRACE_LEVEL Profile name: Not Profiled
L2 Type Selector	Enum: nonetype-L2(0), mtp2(1), m2ua-mgc(2), ss7monitoring(4)	Online	0	Link layer 2 type - defines level 2 media of signaling link. Mib name: acSS7LinkCommonL2TypeSelector INI Name: SS7_LINK_L2_TYPE Profile name: Not Profiled
L3 Type Selector	Enum: nonetype-L3(0), m2ua- sg(1), mtp3(2), mtp2- tunneling(3), mtp2OverIP(4), ss7monitoring(5)	Online	0	Link high layer type - defines level 3 or L2 high layer of signalling link. Mib name: acSS7LinkCommonL3TypeSelector INI Name: SS7_LINK_L3_TYPE Profile name: Not Profiled
MTC Busy	Enum: No(0), Yes(1)	Read-Only	0	Link local busy indicator - if set, indicates link is busy due to local mtc action. Mib name: acSS7LinkCommonMtcBusy INI Name: SS7_LINK_MTC_BUSY Profile name: Not Profiled
Rdcy Board Num	Enum: RdcyBoardNum0(0), RdcyBoardNum1(1), RdcyBoardNum2(2)	Online	0	Board number in which the link is physically connected. Mib name: acSS7LinkCommonRdcyBoardNum INI Name: SS7_LINK_RDCY_BOARD Profile name: Not Profiled

Parameter Name	Type	Provisioning Type	Default Value	Description
Mon Su Filter Request	Enum: FilterAll(0), FilterLSSUandFISU(1), FilterFISU(2), NoFilter(3)	Online	0	SS7 Monitoring link SU filter- Defines the type of SU message to filter. 0: Filter all types of SU messages 1: Filter LSSU and FISU messages 2: Filter only FISU messages 3: Do not filter any message. Mib name: acSS7LinkCommonMonSuFilterRequest INI Name: SS7_LINK_MON_SU_FILTER Profile name: Not Profiled

## 2.41.2 Tab: Data Link TDM

Frame: SS7 Data Link , Tab: Data Link TDM

Parameter Name	Type	Provisioning Type	Default Value	Description
Trunk Number	Integer -1-84	Online	-1	Trunk number of signalling link (TDM). Mib name: acSS7LinkTDMTrunkNumber INI Name: SS7_LINK_TRUNK_NUMBER Profile name: Not Profiled
Time Slot Number	Integer 1-31	Online	1	Time-Slot number of signalling link (TDM). Mib name: acSS7LinkTDMTimeSlotNumber INI Name: SS7_LINK_TIMESLOT_NUMBER Profile name: Not Profiled
Inhibit	Enum: UnInhibited(0), Inhibited(1)	Read-Only	0	Link inhibit indicator - if set, indicates link is inhibited.. Mib name: acSS7LinkTDMInhibit INI Name: SS7_LINK_INHIBITION Profile name: Not Profiled
MTP2 Atts	Enum: Mtp2Atts0(0), Mtp2Atts1(1), Mtp2Atts2(2), Mtp2Atts3(3)	Online	0	MTP2 attributes of signalling link (TDM). Mib name: acSS7LinkTDMMtp2Atts INI Name: SS7_LINK_MTP2_ATTRIBUTES Profile name: Not Profiled
Variant	Enum: itu(1), ansi(2), China(3)	Online	0	Variant (layer 2) of signalling link (TDM). Mib name: acSS7LinkCommonVariant INI Name: SS7_LINK_LAYER2_VARIANT Profile name: Not Profiled

Parameter Name	Type	Provisioning Type	Default Value	Description
Congestion Low Mark	Integer 0-255	Online	0	Link congestion low mark of signalling link (TDM). Mib name: acSS7LinkTDMCongestionLowMark INI Name: SS7_CONGESTION_LOW_MARK Profile name: Not Profiled
Congestion High Mark	Integer 0-255	Online	0	Link congestion high mark of signalling link (TDM). Mib name: acSS7LinkTDMCongestionHighMark INI Name: SS7_CONGESTION_HIGH_MARK Profile name: Not Profiled
Block	Enum: L3linkunblocked(0), L3linklocalblocked(1), L3linkremoteblockde(2), L3linklocalandremotelocked(3)	Read-Only	0	Link blocked indicator. Mib name: acSS7LinkTDMBlock INI Name: SS7_LINK_BLOCKED Profile name: Not Profiled

### 2.41.3 Tab: Data Link UAL

Frame: SS7 Data Link , Tab: Data Link UAL

Parameter Name	Type	Provisioning Type	Default Value	Description
Group ID	Integer -1-65534	Online	-1	Group ID (M2UA) of signaling link. Mib name: acSS7LinkSigTranGroupId INI Name: SS7_LINK_GROUP_ID Profile name: Not Profiled
Interface ID	Integer -1-2147483647	Online	-1	Interface ID (M2UA) of singnalling link. Mib name: acSS7LinkSigTranIfid INI Name: SS7_LINK_M2UA_IF_ID Profile name: Not Profiled

## 2.41.4 Tab: Data Link Tunneling

Frame: SS7 Data Link , Tab: Data Link Tunneling

Parameter Name	Type	Provisioning Type	Default Value	Description
Other Side Link Num	Integer 0-128	Online	0	MTP2 Tunneling: MGC link number (MTP2 'other side' of signaling link). Mib name: acSS7LinkTNLOtherSideLinkNum INI Name: SS7_LINK_TNL_MGC_LINK_NUMBER Profile name: Not Profiled
Alignment Mode	Enum: Normal(0), Emergency(1)	Online	0	MTP2 Tunneling: Alignment mode of signalling links in tunnel. Mib name: acSS7LinkTNLAlignmentMode INI Name: SS7_LINK_TNL_ALIGNMENT_MODE Profile name: Not Profiled
Congestion Mode	Enum: Accept(0), Discard(1)	Online	0	MTP2 Tunneling: Congestion mode of signalling links in tunnel. Mib name: acSS7LinkTNLCongestionMode INI Name: SS7_LINK_TNL_CONGESTION_MODE Profile name: Not Profiled
Wait Start Comp Timer	Integer 0-2147483647	Online	0	MTP2 Tunneling: wait start complete timer. Mib name: acSS7LinkTNLWaitStartCompTimer INI Name: SS7_LINK_TNL_WAIT_START_COMPLETE_TIMER Profile name: Not Profiled
Oos Start Delay Timer	Integer 0-2147483647	Online	0	MTP2 Tunneling: OOS start delay timer. Mib name: acSS7LinkTNLOosStartDelayTimer INI Name: SS7_LINK_TNL_OOS_START_DELAY_TIMER Profile name: Not Profiled
Wait Other Side In sv Timer	Integer 0-2147483647	Online	0	MTP2 Tunneling: wait for other side to be in service timer. Mib name: acSS7LinkTNLWaitOtherSideInsvTimer INI Name: SS7_LINK_TNL_WAIT_OTHER_SIDE_INSV_TIMER Profile name: Not Profiled

## 2.42 Frame: SS7 Link Set

### 2.42.1 Tab: SS7 Linkset

Frame: SS7 Link Set, Tab: SS7 Linkset

Parameter Name	Type	Provisioning Type	Default Value	Description
Name	String Up to 15 chars.	Online		String name for LINKSET Params Mib name: acSS7LinkSetName INI Name: SS7_LINKSET_NAME Profile name: Not Profiled
Admin State	Enum: OffLine(0), InService(2)	Read-Only	0	Administrative state of signalling linkset. Mib name: acSS7LinkSetAdminState INI Name: SS7_LINKSET_ADMINISTRATIVE_STATE Profile name: Not Profiled
Oper State	Enum: OffLine(0), Busy(1), InService(2)	Read-Only	0	Operational state of signalling linkset. Mib name: acSS7LinkSetOperState INI Name: SS7_LINKSET_OPERATIONAL_STATE Profile name: Not Profiled
Mtc Busy State	Enum: No(0), Yes(1)	Read-Only	0	Manual busy status of signalling linkset. Mib name: acSS7LinkSetMtcBusyState INI Name: SS7_LINKSET_MTC_BUSY_STATUS Profile name: Not Profiled
DPC	Integer 0-2147483647	Online	0	Destination Point-Code of signalling linkset. Mib name: acSS7LinkSetDPC INI Name: SS7_LINKSET_DPC Profile name: Not Profiled
Links Mask	Integer 0-255	Online	0	Mask for links within signalling linkset. Mib name: acSS7LinkSetLinksMask INI Name: SS7_LINKSET_MASK Profile name: Not Profiled
Links Alt Mask	Integer 0-255	Online	0	Alternate mask for links within signalling linkset. Mib name: acSS7LinkSetLinksAltMask INI Name: SS7_LINKSET_ALTERNATE_MASK Profile name: Not Profiled
Timers Idx	Enum: TimersIdx0(0), TimersIdx1(1), TimersIdx2(2), TimersIdx3(3), TimersIdx4(4)	Online	0	Timers Index of signalling linkset. Mib name: acSS7LinkSetTimersIdx INI Name: SS7_LINKSET_TIMERS_INDEX Profile name: Not Profiled



## 2.43 Frame: SS7 Linkset Link

### 2.43.1 Tab: SS7 Linkset Link

Frame: SS7 Linkset Link, Tab: SS7 Linkset Link

Parameter Name	Type	Provisioning Type	Default Value	Description
LinkNo	Integer 0-128	Online	0	Physical number of signalling link which is part of the Linkset. Mib name: acSS7LinkSetLinkLinkNo INI Name: SS7_LINKSETLINK_LINK_NUMBER Profile name: Not Profiled
LinkSlc	Integer 0-15	Online	0	SLC number of signaling link which is part of the Linkset. Mib name: acSS7LinkSetLinkLinkSlc INI Name: SS7_LINKSETLINK_LINK_SLC Profile name: Not Profiled

## 2.44 Frame: SS7 Linkset Timers

### 2.44.1 Tab: SS7 Linkset Profiles

Frame: SS7 Linkset Timers, Tab: SS7 Linkset Profiles

Parameter Name	Type	Provisioning Type	Default Value	Description
Name	String Up to 15 chars.	Online		String name for Linkset timer-set Mib name: acSS7LinkSetTimersName INI Name: SS7_LKSETTIMERS_NAME Profile name: Not Profiled
T1 SLT	Integer 500-2147483647	Online	500	Supervision timer for signalling link test acknowledgement message Mib name: acSS7LinkSetTimersT1SLT INI Name: SS7_LKSETTIMERS_T1SLT Profile name: Not Profiled
T2 SLT	Integer 500-2147483647	Online	500	Interval timer for sending signalling link test messages. Mib name: acSS7LinkSetTimersT2SLT INI Name: SS7_LKSETTIMERS_T2SLT Profile name: Not Profiled
T1	Integer 500-2147483647	Online	500	Delay to avoid message mis-sequencing on changeover. Mib name: acSS7LinkSetTimersT1 INI Name: SS7_LKSETTIMERS_T1 Profile name: Not Profiled

Parameter Name	Type	Provisioning Type	Default Value	Description
T2	Integer 500-2147483647	Online	500	Waiting for changeover acknowledgement. Mib name: acSS7LinkSetTimersT2 INI Name: SS7_LKSETTIMERS_T2 Profile name: Not Profiled
T3	Integer 500-2147483647	Online	500	Time controlled diversion-delay to avoid mis-sequencing on changeback Mib name: acSS7LinkSetTimersT3 INI Name: SS7_LKSETTIMERS_T3 Profile name: Not Profiled
T4	Integer 500-2147483647	Online	500	Waiting for changeback acknowledgement (first attempt). Mib name: acSS7LinkSetTimersT4 INI Name: SS7_LKSETTIMERS_T4 Profile name: Not Profiled
T5	Integer 500-2147483647	Online	500	Waiting for changeback acknowledgement (second attempt). Mib name: acSS7LinkSetTimersT5 INI Name: SS7_LKSETTIMERS_T5 Profile name: Not Profiled
T7	Integer 500-2147483647	Online	500	Waiting for signalling data link connection acknowledgement. Mib name: acSS7LinkSetTimersT7 INI Name: SS7_LKSETTIMERS_T7 Profile name: Not Profiled
T12	Integer 500-2147483647	Online	500	Waiting for uninhibit acknowledgement. Mib name: acSS7LinkSetTimersT12 INI Name: SS7_LKSETTIMERS_T12 Profile name: Not Profiled
T13	Integer 500-2147483647	Online	500	Waiting for force uninhibit. Mib name: acSS7LinkSetTimersT13 INI Name: SS7_LKSETTIMERS_T13 Profile name: Not Profiled
T14	Integer 500-2147483647	Online	500	Waiting for inhibition acknowledgement. Mib name: acSS7LinkSetTimersT14 INI Name: SS7_LKSETTIMERS_T14 Profile name: Not Profiled
T17	Integer 500-2147483647	Online	500	Delay to avoid oscillation of initial alignment failure and link restart. Mib name: acSS7LinkSetTimersT17 INI Name: SS7_LKSETTIMERS_T17 Profile name: Not Profiled
T20 ANSI	Integer 500-2147483647	Online	500	Local inhibit test timer. Mib name: acSS7LinkSetTimersT20ANSI INI Name: SS7_LKSETTIMERS_T20_ANSI Profile name: Not Profiled
T21 ANSI	Integer 500-2147483647	Online	500	Remote inhibit test timer. Mib name: acSS7LinkSetTimersT21ANSI INI Name: SS7_LKSETTIMERS_T21_ANSI Profile name: Not Profiled

Parameter Name	Type	Provisioning Type	Default Value	Description
T22 ITU	Integer 500-2147483647	Online	500	Local inhibit test timer. Mib name: acSS7LinkSetTimersT22ITU INI Name: SS7_LKSETTIMERS_T22_ITU Profile name: Not Profiled
T23 ITU	Integer 500-2147483647	Online	500	Remote inhibit test timer. Mib name: acSS7LinkSetTimersT23ITU INI Name: SS7_LKSETTIMERS_T23_ITU Profile name: Not Profiled

## 2.45 Frame: SS7 Node

### 2.45.1 Tab: SS7 Node

#### Frame: SS7 Node, Tab: SS7 Node

Parameter Name	Type	Provisioning Type	Default Value	Description
Name	String Up to 15 chars.	Online		String name for SN Params Mib name: acSS7SignalingNodeName INI Name: SS7_SN_NAME Profile name: Not Profiled
Trace Level	Enum: TraceLevel0(0), TraceLevel1(1)	Online	0	Trace level of signalling node (level 3). Mib name: acSS7SignalingNodeTraceLevel INI Name: SS7_SN_TRACE_LEVEL Profile name: Not Profiled
Admin State	Enum: OffLine(0), InService(2)	Read-Only	0	Administrative state of signalling node. Mib name: acSS7SignalingNodeAdminState INI Name: SS7_SN_ADMINISTRATIVE_STATE Profile name: Not Profiled
Oper State	Enum: OffLine(0), Busy(1), InService(2)	Read-Only	0	Operational state of signalling node. Mib name: acSS7SignalingNodeOperState INI Name: SS7_SN_OPERATIONAL_STATE Profile name: Not Profiled
MTC Busy	Enum: No(0), Yes(1)	Read-Only	0	Manual busy status of signalling node. Mib name: acSS7SignalingNodeMtcBusy INI Name: SS7_SN_MTC_BUSY_STATUS Profile name: Not Profiled
Opc	Integer 0-2147483647	Online	0	Origination (local) point-code of signalling node. Mib name: acSS7SignalingNodeOpc INI Name: SS7_SN_OPC Profile name: Not Profiled

Parameter Name	Type	Provisioning Type	Default Value	Description
Rdcy Opc	Integer 0-2147483647	Read-Only	0	Internal point-code of signalling node - in case of SS7 shared point code. Mib name: acSS7SignalingNodeRdcyOpc INI Name: SS7_SN_RDCY_OPC Profile name: Not Profiled
Variant	Enum: itu(1), ansi(2), China(3)	Online	0	Variant of signalling node. Mib name: acSS7SignalingNodeVariant INI Name: SS7_SN_VARIANT Profile name: Not Profiled
Nw Indicator	Enum: International(0), InternationalSpare(1), National(2), NationalSpare(3)	Online	0	Network Indicator of signalling node. Mib name: acSS7SignalingNodeNwIndicator INI Name: SS7_SN_NI Profile name: Not Profiled
Sp Stp	Enum: Sp(0), Stp(1)	Online	0	Routing function of signalling node. Mib name: acSS7SignalingNodeSpStp INI Name: SS7_SN_SP_STP Profile name: Not Profiled
Timers Idx	Enum: TimersIdx0(0), TimersIdx1(1), TimersIdx2(2), TimersIdx3(3), TimersIdx4(4)	Online	0	Index of SNTimers table used for this signaling node. Mib name: acSS7SignalingNodeTimersIdx INI Name: SS7_SN_TIMERS_INDEX Profile name: Not Profiled
Isup App	Enum: Nill(0), Ual(4), L4Gen(7)	Online	0	Level 4 application that handles ISUP traffic for this signalling node. Mib name: acSS7SignalingNodeIsupApp INI Name: SS7_SN_ISUP_APP Profile name: Not Profiled
Sccp App	Enum: Nill(0), Ual(4), L4Gen(7)	Online	0	Level 4 application that handles SCCP traffic for this signalling node. Mib name: acSS7SignalingNodeSccpApp INI Name: SS7_SN_SCCP_APP Profile name: Not Profiled
Bisup App	Enum: Nill(0), Ual(4), L4Gen(7)	Online	0	Level 4 application that handles BISUP traffic for this signalling node. Mib name: acSS7SignalingNodeBisupApp INI Name: SS7_SN_BISUP_APP Profile name: Not Profiled
Tup App	Enum: Nill(0), Ual(4), L4Gen(7)	Online	0	Level 4 application that handles TUP traffic for this signaling node. Mib name: acSS7SignalingNodeTupApp INI Name: SS7_SN_TUP_APP Profile name: Not Profiled

## 2.46 Frame: SS7 Node Redundancy Common Parameters Frame

### 2.46.1 Tab: SS7 Redundancy Common

Frame: SS7 Node Redundancy Common Parameters Frame, Tab: SS7 Redundancy Common

Parameter Name	Type	Provisioning Type	Default Value	Description
Cross Link Transfer Type	Enum: none(0), tcp(2)	Offline	0	Defines the cross-board connection media type for the MTP3 redundancy feature: 0 = M3BRDCY_CONN_TYPE_NONE 2 = M3BRDCY_CONN_TYPE_TCP Mib name: acSS7RedundancyCrossLinkTransferType INI Name: SS7MTP3RDCYTRANSFERTYPE Profile name: Not Profiled
Mode	Enum: disable(0), enable(1)	Offline	0	Defines the MTP3 Signaling redundancy mode: 0 = Disabled 1 = Enabled  Mib name: acSS7RedundancyMode INI Name: SS7MTP3RDCYMODE Profile name: Not Profiled
Board Num	Integer 0-2	Offline	0	Defines the board number for the SS7 (Signaling System 7) MTP3 redundancy mode. Each board is allocated a unique number. All boards share a single redundancy table. Mib name: acSS7RedundancyBoardNum INI Name: SS7MTP3RDCYBOARDNUM Profile name: Not Profiled
MTP3 Redundancy Table Sync Interval	Integer 0-144000	Instant	0	Defines the interval between SS7 tables automatic synchronizations, in minutes.  0 = no automatic synchronization is activated.  Mib name: acSS7RedundancyMTP3RdcyTblSyncInterval Profile name: Not Profiled
Sync All Boards	Enum: noAction(0), Sync(1)	Instant	0	Provide SYNC all boards command Mib name: acSS7RedundancySyncAllBoards Profile name: Not Profiled
Sync Board	Integer 0-2147483647	Instant	0	Provide SYNC between this board and another specific board (parameter is the remote board number) Mib name: acSS7RedundancySyncBoard Profile name: Not Profiled

Parameter Name	Type	Provisioning Type	Default Value	Description
Keep Alive Window	Integer 1-15	Offline	1	<p>Defines redundancy X-link keep-alive tolerance window. (x-link between boards in Signaling System 7 (SS7) MTP3-User Adaptation Layer redundancy mode).</p> <p>Mib name: acSS7RedundancyKeepAliveWindow INI Name: SS7MTP3RDCYKEEPALIVEWINDOW Profile name: Not Profiled</p>
Keep Alive Interval	Integer 0-100	Offline	0	<p>Defines redundancy X-link keep-alive interval in secs. (x-link between boards in Signaling System 7 (SS7) MTP3-User Adaptation Layer redundancy mode). 0 = no keep-alive mechanism is activated.</p> <p>Mib name: acSS7RedundancyKeepAliveInterval INI Name: SS7MTP3RDCYKEEPALIVEINTERVAL Profile name: Not Profiled</p>

## 2.47 Frame: SS7 Node Timers

### 2.47.1 Tab: SS7 Node Profiles

Frame: SS7 Node Timers, Tab: SS7 Node Profiles

Parameter Name	Type	Provisioning Type	Default Value	Description
Name	String Up to 15 chars.	Online		String name for SN timer-set Mib name: acSS7SignalingNodeTimersName INI Name: SS7_SNTIMERS_NAME Profile name: Not Profiled
T6	Integer 500-2147483647	Online	500	Delay to avoid message mis-sequencing on controlled rerouting. Mib name: acSS7SignalingNodeTimersT6 INI Name: SS7_SNTIMERS_T6 Profile name: Not Profiled
T8	Integer 500-2147483647	Online	500	Transfer prohibited inhibition timer (transient solution). Mib name: acSS7SignalingNodeTimersT8 INI Name: SS7_SNTIMERS_T8 Profile name: Not Profiled
T10	Integer 500-2147483647	Online	500	Waiting to repeat signalling route set test message. Mib name: acSS7SignalingNodeTimersT10 INI Name: SS7_SNTIMERS_T10 Profile name: Not Profiled
T11	Integer 500-2147483647	Online	500	Transfer restricted timer. Mib name: acSS7SignalingNodeTimersT11 INI Name: SS7_SNTIMERS_T11 Profile name: Not Profiled
T15	Integer 500-2147483647	Online	500	Waiting to start signalling route set congestion test. Mib name: acSS7SignalingNodeTimersT15 INI Name: SS7_SNTIMERS_T15 Profile name: Not Profiled
T16	Integer 500-2147483647	Online	500	Waiting for route set congestion status update. Mib name: acSS7SignalingNodeTimersT16 INI Name: SS7_SNTIMERS_T16 Profile name: Not Profiled
T18 ITU	Integer 500-2147483647	Online	500	Timer within a signalling point whose MTP restarts for supervising link and link set activation as well as the receipt of routing information. Mib name: acSS7SignalingNodeTimersT18ITU INI Name: SS7_SNTIMERS_T18_ITU Profile name: Not Profiled

Parameter Name	Type	Provisioning Type	Default Value	Description
T19 ITU	Integer 500-2147483647	Online	500	Supervision timer during MTP restart to avoid possible ping-pong of TFP, TFR and TRA messages. Mib name: acSS7SignalingNodeTimersT19ITU INI Name: SS7_SNTIMERS_T19_ITU Profile name: Not Profiled
T20 ITU	Integer 500-2147483647	Online	500	Overall MTP restart timer at the signalling point whose MTP restarts. Mib name: acSS7SignalingNodeTimersT20ITU INI Name: SS7_SNTIMERS_T20_ITU Profile name: Not Profiled
T21 ITU	Integer 500-2147483647	Online	500	Overall MTP restart timer at a signalling point adjacent to one whose MTP restarts. Mib name: acSS7SignalingNodeTimersT21ITU INI Name: SS7_SNTIMERS_T21_ITU Profile name: Not Profiled
T24 ITU	Integer 500-2147483647	Online	500	Stabilising timer after removal of local processor outage, used in LPO latching to RPO (national option). Mib name: acSS7SignalingNodeTimersT24ITU INI Name: SS7_SNTIMERS_T24_ITU Profile name: Not Profiled
T22 ANSI	Integer 500-2147483647	Online	500	Timer at restarting SP waiting for signalling links to become available. Mib name: acSS7SignalingNodeTimersT22ANSI INI Name: SS7_SNTIMERS_T22_ANSI Profile name: Not Profiled
T23 ANSI	Integer 500-2147483647	Online	500	Timer at restarting SP, started after T22, waiting to receive all traffic restart allowed messages. Mib name: acSS7SignalingNodeTimersT23ANSI INI Name: SS7_SNTIMERS_T23_ANSI Profile name: Not Profiled
T24 ANSI	Integer 500-2147483647	Online	500	Timer at restarting SP with transfer function, started after T23, waiting to broadcast all traffic restart allowed messages. Mib name: acSS7SignalingNodeTimersT24ANSI INI Name: SS7_SNTIMERS_T24_ANSI Profile name: Not Profiled
T25 ANSI	Integer 500-2147483647	Online	500	Timer at SP adjacent to restarting SP waiting for traffic restart allowed message. Mib name: acSS7SignalingNodeTimersT25ANSI INI Name: SS7_SNTIMERS_T25_ANSI Profile name: Not Profiled



Parameter Name	Type	Provisioning Type	Default Value	Description
T26 ANSI	Integer 500-2147483647	Online	500	Timer at restarting SP waiting to repeat traffic restart waiting message. Mib name: acSS7SignalingNodeTimersT26ANSI INI Name: SS7_SNTIMERS_T26_ANSI Profile name: Not Profiled
T27 ANSI	Integer 500-2147483647	Online	500	This parameter is used to define the minimum duration of unavailability for a full restart. Mib name: acSS7SignalingNodeTimersT27ANSI INI Name: SS7_SNTIMERS_T27_ANSI Profile name: Not Profiled
T28 ANSI	Integer 500-2147483647	Online	500	Timer at SP adjacent to restarting SP waiting for traffic restart waiting message. Mib name: acSS7SignalingNodeTimersT28ANSI INI Name: SS7_SNTIMERS_T28_ANSI Profile name: Not Profiled
T29 ANSI	Integer 500-2147483647	Online	500	Timer started when TRA sent in response to unexpected TRA or TRW. Mib name: acSS7SignalingNodeTimersT29ANSI INI Name: SS7_SNTIMERS_T29_ANSI Profile name: Not Profiled
T30 ANSI	Integer 500-2147483647	Online	500	Timer to limit sending of TFPs and TFRs in response to unexpected TRA or TRW. Mib name: acSS7SignalingNodeTimersT30ANSI INI Name: SS7_SNTIMERS_T30_ANSI Profile name: Not Profiled

## 2.48 Frame: SS7 Redundancy

### 2.48.1 Tab: SS7 Node Redundancy

Frame: SS7 Redundancy, Tab: SS7 Node Redundancy

Parameter Name	Type	Provisioning Type	Default Value	Description
Board Ip	IPAddress	Online		IP address of the board. Mib name: acSS7RedundantSNBoardIp INI Name: SS7_RDCYSN_BOARD_IP Profile name: Not Profiled
OPC	Integer 0-2147483647	Online	0	Internal point-code of the SN (Signaling Node). Mib name: acSS7RedundantSNOPC INI Name: SS7_RDCYSN_OPC Profile name: Not Profiled

## 2.49 Frame: SS7 Route Frame

### 2.49.1 Tab: SS7 Route

Frame: SS7 Route Frame, Tab: SS7 Route

Parameter Name	Type	Provisioning Type	Default Value	Description
LinkSet No	Integer 0-128	Online	0	Number of signalling linkset which is part of the Routeset. Mib name: acSS7RouteSetRouteLinkSetNo INI Name: SS7_ROUTESETRROUTE_LINKSET_NUMBER Profile name: Not Profiled
Priority	Integer 0-254	Online	0	Priority of route within routeset. Mib name: acSS7RouteSetRoutePriority INI Name: SS7_ROUTESETRROUTE_PRIORITY Profile name: Not Profiled

## 2.50 Frame: SS7 Routeset

### 2.50.1 Tab: SS7 Route Set

Frame: SS7 Routeset, Tab: SS7 Route Set

Parameter Name	Type	Provisioning Type	Default Value	Description
Name	String Up to 15 chars.	Online		String name for ROUTESET Params Mib name: acSS7RouteSetName INI Name: SS7_ROUTESET_NAME Profile name: Not Profiled
AdminState	Enum: OffLine(0), InService(2)	Read-Only	0	Administrative state of signalling route set. Mib name: acSS7RouteSetAdminState INI Name: SS7_ROUTESET_ADMINISTRATIVE_STATE Profile name: Not Profiled
Oper State	Enum: OffLine(0), Busy(1), InService(2)	Read-Only	0	Operational state of signalling route set. Mib name: acSS7RouteSetOperState INI Name: SS7_ROUTESET_OPERATIONAL_STATE Profile name: Not Profiled
DPC	Integer 0-2147483647	Online	0	Destination Point-Code of signalling routeset. Mib name: acSS7RouteSetDPC INI Name: SS7_ROUTESET_DPC Profile name: Not Profiled
Route Mask	Integer 0-255	Online	0	Mask for route within signaling routeset. Mib name: acSS7RouteSetRouteMask INI Name: SS7_ROUTESET_MASK Profile name: Not Profiled

## 2.51 Frame: SS7 Routing Context

### 2.51.1 Tab: SS7 Routing Context

Frame: SS7 Routing Context, Tab: SS7 Routing Context

Parameter Name	Type	Provisioning Type	Default Value	Description
Sn Idx	Integer 0-5	Online	0	This parameter is used to specify the M3UA Routing Context DPC SN-Index. Mib name: acSS7SigTranRoutingContextSnIdx INI Name: SS7_RC_SN_INDEX Profile name: Not Profiled
Spc	Integer -1-16777215	Read-Only	-1	This parameter is used to specify the M3UA Routing Context DPC parameter Mib name: acSS7SigTranRoutingContextSpc INI Name: SS7_RC_SPC Profile name: Not Profiled
Origination Point Code(OPC)				
Opc1	Integer -1-16777215	Online	-1	This parameter is used to specify the M3UA Routing Context,First element of OPC list. Mib name: acSS7SigTranRoutingContextOpc1 INI Name: SS7_RC_OPC1 Profile name: Not Profiled
Opc2	Integer -1-16777215	Online	-1	This parameter is used to specify the M3UA Routing Context,Second element of OPC list. Mib name: acSS7SigTranRoutingContextOpc2 INI Name: SS7_RC_OPC2 Profile name: Not Profiled
Opc3	Integer -1-16777215	Online	-1	This parameter is used to specify the M3UA Routing Context, Third element of OPC list. Mib name: acSS7SigTranRoutingContextOpc3 INI Name: SS7_RC_OPC3 Profile name: Not Profiled
Opc4	Integer -1-16777215	Online	-1	This parameter is used to specify the M3UA Routing Context, Fourth element of OPC list. Mib name: acSS7SigTranRoutingContextOpc4 INI Name: SS7_RC_OPC4 Profile name: Not Profiled

Parameter Name	Type	Provisioning Type	Default Value	Description
Service Indicators List(SI)				
Si1	Integer -1-15	Online	-1	This parameter is used to specify the M3UA Routing Context, First element of SI list. Mib name: acSS7SigTranRoutingContextSi1 INI Name: SS7_RC_SI1 Profile name: Not Profiled
Si2	Integer -1-15	Online	-1	This parameter is used to specify the M3UA Routing Context, Second element of SI list. Mib name: acSS7SigTranRoutingContextSi2 INI Name: SS7_RC_SI2 Profile name: Not Profiled
Si3	Integer -1-15	Online	-1	This parameter is used to specify the M3UA Routing Context, Third element of SI list. Mib name: acSS7SigTranRoutingContextSi3 INI Name: SS7_RC_SI3 Profile name: Not Profiled
Si4	Integer -1-15	Online	-1	This parameter is used to specify the M3UA Routing Context, Fourth element of SI list. Mib name: acSS7SigTranRoutingContextSi4 INI Name: SS7_RC_SI4 Profile name: Not Profiled

## 2.52 Frame: System Settings Provisioning

### 2.52.1 Tab: Diagnostics

Frame: System Settings Provisioning, Tab: Diagnostics

Parameter Name	Type	Provisioning Type	Default Value	Description
Enable Diagnostics	Enum: Disabled(0), BuiltInTest(1), BuiltInTestwithPartialFlash(2), BuiltInTestWithSDRAM(3), BuiltInTestOnUtopiaVxb(4), InternalUse(99)	Offline	0	Checks the correct functionality of the different hardware components on the board. On completion of the check, the board sends an EV_END_BIT value, which contains information on the test results of each hardware component.  0 = No diagnostics (default) 1 = Perform diagnostics (full test of DSPs, PCM, Switch, LAN, PHY and Flash) 2 = Perform diagnostics (full test of DSPs, PCM, Switch, LAN, PHY, but partial, test of Flash, a quicker mode) Mib name: acSysDiagnosticsEnable INI Name: ENABLEDIAGNOSTICS Profile name: Not Profiled
Enable Performance Threshold Alarms	Enum: Disable(0), Enable(1)	Instant	0	This parameter enables sending SNMP traps and Syslog messages when performance of the device is degraded (according to the configured thresholds). Mib name: acSysDiagnosticsEnablePerformanceThresholdAlarms INI Name: PM_ENABLETHRESHOLDALARMS Profile name: Not Profiled
Syslog enable	Enum: Disable(0), Enable(1)	Online	0	Enable SysLog protocol log. Mib name: acSyslogEnable INI Name: ENABLESYSLOG Profile name: Not Profiled
Syslog server Ip Address	IP Address	Online	0.0.0.0	This parameter defines the IP address in dotted format notation. e.g., 192.10.1.255 Range = Legal IP address Mib name: acSyslogServerIPAddress INI Name: SYSLOGSERVERIP Profile name: Not Profiled
Syslog Server Port Number	Integer 0-65535	Online	514	Defines the Port number of the Syslog Server. Range = Legal Port Number Mib name: acSyslogAcSyslogServerPortNumber INI Name: SYSLOGSERVERPORT Profile name: Not Profiled

Parameter Name	Type	Provisioning Type	Default Value	Description
Syslog Facility	Integer 16-23	Online	16	parameter to determine the facility number at syslog messages. can be: 16 = local use 0 (local0) 17 = local use 1 (local1) .. 23 = local use 0 (local7) Mib name: acSyslogFacility INI Name: SYSLOGFACILITY Profile name: Not Profiled

## 2.52.2 Tab: Application Settings

Frame: System Settings Provisioning, Tab: Application Settings

Parameter Name	Type	Provisioning Type	Default Value	Description
NTP				
Primary Server IP Address	IP Address	Instant	0	This parameter is used to define the NTP server's IP address. Range = Legal IP address Mib name: acSysNTPServerIPAddress INI Name: NTPSERVERIP Profile name: Digital System Profile
Secondary Server IP	IPAddress	Instant	0	Defines the NTP Secondary Server IP address. Mib name: acSysNTPSecondaryServerIP INI Name: NTPSECONDARYSERVERIP Profile name: Digital System Profile
Utc Offset (seconds)	Integer -43200-43200	Instant	0	This parameter is used to define the NTP time to offset, in seconds.  Default = 0 Range = -43200 to +43200 seconds Mib name: acSysNTPUtcOffset INI Name: NTPSERVERUTCOffset Profile name: Digital System Profile

Parameter Name	Type	Provisioning Type	Default Value	Description
Update Interval (seconds)	Integer 1-2147483647	Instant	86400	This parameter defines the NTP update interval, in seconds. It's inadvisable to set it exceeding 1 month (2592000 seconds). Range = 0 to 2592000 seconds Default = 86400 seconds Mib name: acSysNTPUpdateInterval INI Name: NTPUPDATEINTERVAL Profile name: Digital System Profile
Day Light Saving Time				
Mode	Enum: Disable(0), Enable(1)	Instant	0	Determines whether to enable the time adjustment to day light saving time while update time from NTP server Mib name: acSysDayLightSavingTimeMode INI Name: DAYLIGHTSAVINGTIMEENABLE Profile name: Digital System Profile
Offset (min)	Integer 0-120	Instant	60	when DayLightSavingTimeEnable is Enable, this parameter determine the fix size in minutes: 0-120 Mib name: acSysDayLightSavingTimeOffset INI Name: DAYLIGHTSAVINGTIMEOFFSET Profile name: Digital System Profile
Start (mo:dd:hh:mm)	String Up to 11 chars.	Instant		This parameter defines the date and time of starting day light time in current year. Format mo:dd:hh:mm Mib name: acSysDayLightSavingTimeStart INI Name: DAYLIGHTSAVINGTIMESTART Profile name: Digital System Profile



Parameter Name	Type	Provisioning Type	Default Value	Description
End (mo:dd:hh:mm )	String Up to 11 chars.	Instant		This parameter defines the date and time of ending day light time in current year. Format mo:dd:hh:mm. Mib name: acSysDayLightSavingTimeEnd INI Name: DAYLIGHTSAVINGTIMEEND Profile name: Digital System Profile
STUN				
STUN Enable	Enum: Disable(0), Enable(1)	Offline	0	This parameter is used to enable the STUN module, used for NAT traversal of UDP packets. Mib name: acSysSTUNEnable INI Name: ENABLESTUN Profile name: Digital System Profile
Primary Server IP	IP Address	Offline	0	Defines the primary STUN Server IP address. Range = Legal IP address Mib name: acSysSTUNPrimaryServerIP INI Name: STUNSERVERPRIMARYIP Profile name: Digital System Profile
Secondary Server IP	IP Address	Offline	0	Defines the secondary STUN server IP address. Range = Legal IP address Mib name: acSysSTUNSecondaryServerIP INI Name: STUNSERVERSECONDARYIP Profile name: Digital System Profile
Binding Life Time	Integer 0-2147483647	Offline	30	This parameter is used to define the NAT binding lifetime, in seconds. STUN refreshes the binding information after this time expires. Range = 0 - 2592000 Mib name: acSysSTUNBindingLifeTime INI Name: NATBINDINGDEFAULTTIMEOUT Profile name: Digital System Profile

Parameter Name	Type	Provisioning Type	Default Value	Description
System NAT Type	Enum: stunDisabled(-1), none(0), fullCone(1), restricted(2), portRestricted(3), symmetric(4), symmetricFireWall(5), blocked(6), unknown(7), natIdentificationInProgress(10)	Read-Only	0	Identified NAT type.;-1 - STUN client is disabled;0 - None;1 - FullCone;2 - Restricted;3 - PortRestricted;4 - Symmetric;5 - SymmetricFireWall;6 - Blocked;7 - Unknown;10 - NAT identification in progress Mib name: acSysNATType Profile name: Not Profiled
Keep Alive Trap Port	Integer 0-65334	Instant	162	The port to which the keep alive traps are sent to. Mib name: acSysSNMPKeepAliveTrapPort INI Name: KEEPALIVETRAPPOR Profile name: Digital System Profile
DHCP				

Parameter Name	Type	Provisioning Type	Default Value	Description
DHCP Enable	Enum: Disable(0), Enable(1)	Online	0	<p>Enables/disables DHCP support.</p> <p>0 = Disable 1 = Enable</p> <p>After the gateway is powered up, it attempts to communicate with a BootP server. If a BootP server does not respond and if DHCP is enabled, the gateway attempts to obtain its IP address and other network parameters from the DHCP server.</p> <p>Note that throughout the DHCP procedure, the BootP/TFTP application must be deactivated. If it isn't deactivated, the gateway receives a response from the BootP server instead of the DHCP server.</p> <p>For additional information on DHCP, refer to the product documentation.</p> <p>Note: DHCPEnable is a special ?Hidden? parameter. Once defined and saved in flash memory, its assigned value doesn't revert to its default even if the parameter doesn't appear in the INI file.</p> <p>Mib name: acSysIPDHCPEnable INI Name: DHCPENABLE Profile name: Digital System Profile</p>

Parameter Name	Type	Provisioning Type	Default Value	Description
DHCP Speed Factor	Integer 0-10	Offline	1	<p>Controls the DHCP renewal speed. When set to 0, the DHCP lease renewal is disabled. Otherwise, the renewal time is divided by this factor. Some DHCP-enabled routers perform better when set to 4.</p> <p>0 = Disable DHCP                      1 = Normal                      2 to 10 = Fast                      Mib name:                      acSysIPDHCPspeedFactor                      INI Name:                      DHCPSPPEEDFACTOR                      Profile name: Digital System Profile</p>

### 2.52.3 Tab: NFS Settings

Frame: System Settings Provisioning, Tab: NFS Settings

Parameter Name	Type	Provisioning Type	Default Value	Description
Index	Integer 0-15	NA	0	<p>Index Field for line. Internal parameter. Index can be up to 15 in dependency of board type.</p> <p>Mib name: acSysNFSIndex                      INI Name: NFSSERVERS_INDEX                      Profile name: Not Profiled</p>
Status	Enum:	NA	0	<p>ROWSTATUS field for line. Internal parameter.</p> <p>Mib name: acSysNFSRowStatus                      Profile name: Digital NFS Profile</p>
Host Or IP	String Up to 39 chars.	Online		<p>The domain name or IP address of the NFS server. If a domain name is provided, then a DNS server must be configured.</p> <p>Mib name: acSysNFSHostOrIP                      INI Name: NFSSERVERS_HOSTORIP                      Profile name: Digital NFS Profile</p>
Root Path	String Up to 99 chars.	Online		<p>Path to the root of the exported file system.</p> <p>Mib name: acSysNFSRootPath                      INI Name: NFSSERVERS_ROOTPATH                      Profile name: Digital NFS Profile</p>
Nfs Version	Enum: v2(2), v3(3)	Online	3	<p>NFS version to use with this remote file system, 2 or 3 (default).</p> <p>Mib name: acSysNFSNfsVersion                      INI Name: NFSSERVERS_NFSVERSION                      Profile name: Digital NFS Profile</p>

Parameter Name	Type	Provisioning Type	Default Value	Description
Auth Type	Enum: null(0), unix(1)	Online	1	Identifies the authentication method used with this remote file system, 0 for AUTH_NULL, 1 for AUTH_UNIX (default). Mib name: acSysNFSAuthType INI Name: NFSSERVERS_AUTHTYPE Profile name: Digital NFS Profile
UID	Integer 0-2147483647	Online	0	User ID used in authentication if using AUTH_UNIX. The default is 0. Mib name: acSysNFSUID INI Name: NFSSERVERS_UID Profile name: Digital NFS Profile
GID	Integer 0-2147483647	Online	1	Group ID used in authentication if using AUTH_UNIX. The default is 1. Mib name: acSysNFSGID INI Name: NFSSERVERS_GID Profile name: Digital NFS Profile
Vlan Type	Enum: oam(0), media(1)	Online	0	The VLAN, OAM(0) or Media(1), to use when accessing this remote file system. The default is to use;the media VLAN. This parameters applies only if multiple IP addresses are configured on this board. Mib name: acSysNFSVlanType INI Name: NFSSERVERS_VLANTYPE Profile name: Digital NFS Profile

### 2.52.4 Tab: Security Settings

Frame: System Settings Provisioning, Tab: Security Settings

Parameter Name	Type	Provisioning Type	Default Value	Description
TLS & Certificates				
TLS Version	Integer 0-1	Online	0	This parameter defines the supported versions of SSL/TLS. When set to 0, SSL/TLS handshakes always start with SSL 2.0 and switch to TLS 1.0 if both peers support it. When set to 1, TLS 1.0 is the only version supported; clients attempting to contact the device using SSL 2.0 will be rejected.  Possible values: 0 = SSL 2.0, SSL 3.0, and TLS 1.0 are supported (default) 1 = TLS 1.0 will always be used Mib name: acSysSecurityTLSVersion INI Name: TLSVERSION Profile name: Not Profiled

Parameter Name	Type	Provisioning Type	Default Value	Description
TLS FIPS 140 Mode	Enum: disabled(0), enabled(1)	Offline	0	Determines whether to enable the FIPS140 mode for TLS. Mib name: acSysSecurityTLSFIPS140Mode INI Name: TLS_FIPS140_MODE Profile name: Digital System Profile
HTTPS Cipher String	String Up to 200 chars.	Offline	0	Requires client certificates for HTTPS connection. The client certificate must be preloaded on the gateway, and its matching private key must be installed on the managing computer. Time and date must be correctly set on the gateway, for the client certificate to be verified. Mib name: acSysWEBHTTPSCipherString INI Name: HTTPSCIPHERSTRING Profile name: Not Profiled
HTTPS Require Client Certificate	Enum: disable(0), enable(1)	Online	0	Requires client certificates for HTTPS connection. The client certificate must be preloaded on the gateway, and its matching private key must be installed on the managing computer. Time and date must be correctly set on the gateway, for the client certificate to be verified. Mib name: acSysSecurityHTTPSRequireClientCertificate INI Name: HTTPSREQUIRECLIENTCERTIFICATE Profile name: Digital System Profile
AUPD Verify Certificates	Enum: disable(0), enable(1)	Online	0	This parameter configures the AutoUpdate facility to verify server certificates when using HTTPS. Mib name: acSysSecurityAUPDVerifyCertificates INI Name: AUPDVERIFYCERTIFICATES Profile name: Digital System Profile
TLS Expiry Check Start	Integer 0-3650	Instant	60	The system will report when the TLS server certificate is about to expire within this number of days. Mib name: acSysSecurityTLSExpiryCheckStart INI Name: TLSEXPIRYCHECKSTART Profile name: Digital System Profile
TLS Expiry Check Period	Integer 1-3650	Instant	7	Defines how often the system will check for TLS server certificate expiry (in days). Mib name: acSysSecurityTLSExpiryCheckPeriod INI Name: TLSEXPIRYCHECKPERIOD Profile name: Digital System Profile
OCSP				

Parameter Name	Type	Provisioning Type	Default Value	Description
OCSP Enable	Enum: disabled(0), enabled(1)	Instant	0	Enables or disables certificate checking via OCSP. Mib name: acSysSecurityOcsEnable INI Name: OCSPENABLE Profile name: Digital System Profile
OCSP Server IP Type	inetAddressType	Instant		This parameter defines the OCSP server's IP address Type. 0 - unknown 1 - IPv4 2 - IPv6 Mib name: acSysSecurityOcsServerIPType Profile name: Digital System Profile
OCSP Server IP	String Up to chars.	Instant		This parameter defines the OCSP server's IP address. Range = Legal IP address Mib name: acSysSecurityOcsServerIP INI Name: OCSPSERVERIP Profile name: Digital System Profile
OCSP Secondary Server IP Type	inetAddressType	Instant		This parameter defines the OCSP secondary server's IP address Type. 0 - unknown 1 - IPv4 2 - IPv6 Mib name: acSysSecurityOcsSecondaryServerIPType Profile name: Not Profiled
OCSP Secondary Server IP	String Up to chars.	Instant		This parameter defines the OCSP secondary server IP address. Range = Legal IP address Mib name: acSysSecurityOcsSecondaryServerIP INI Name: OCSPSECONDARYSERVERIP Profile name: Not Profiled
OCSP Server Port	Integer 1-32767	Instant	2560	This parameter defines the OCSP server's TCP port number. Range = 1 to 32767. Mib name: acSysSecurityOcsServerPort INI Name: OCSPSERVERPORT Profile name: Digital System Profile
OCSP Default Response	Enum: rejectPeerCertificate(0), allowPeerCertificate(1)	Instant	0	Determines default OCSP behavior when the server cannot be contacted. 0 = reject peer certificate. 1 = allow peer certificate.  Mib name: acSysSecurityOcsDefaultResponse INI Name: OCSPDEFAULTRESPONSE Profile name: Digital System Profile

Parameter Name	Type	Provisioning Type	Default Value	Description
Require Strict Certification	Enum: disable(0), enable(1)	Online	0	Verify the certification strictly - for SSL Mib name: acSysSecurityRequireStrictCertification INI Name: REQUIRESTRICTCERT Profile name: Digital System Profile

### 2.52.5 Tab: License

Frame: System Settings Provisioning, Tab: License

Parameter Name	Type	Provisioning Type	Default Value	Description
Supported Features	String Up to 484 chars.	Read-Only		List of all activated features. Mib name: acSysLicenseKeyActiveList Profile name: Not Profiled

### 2.52.6 Tab: Logging

Frame: System Settings Provisioning, Tab: Logging

Parameter Name	Type	Provisioning Type	Default Value	Description
Index	Integer 0-29	Read-Only	0	The index of the cost group. Mib name: loggingFiltersIndex INI Name: LOGGINGFILTERS_INDEX Profile name: Not Profiled
Debug Recording Destination IP	IPAddress	Instant		Defines the destination IP address for Debug Recording default target Mib name: loggerDebugRecordingDestIP INI Name: DEBUGRECORDINGDESTIP Profile name: Not Profiled
Type	Enum: unknownFilter(0), anyFilter(1), trunkIdFilter(2), trunkGroupIdFilter(3), bChannelFilter(4), fxsFxoFilter(5), telToIpFilter(6), ipToTelFilter(7), ipGroupdFilter(8), srdFilter(9), classificationFilter(10), ipToIpRoutingFilter(11), userFilter(12)	Online	0	Type of logging filter Mib name: loggingFiltersType INI Name: LOGGINGFILTERS_FILTERTYPE Profile name: Not Profiled



Parameter Name	Type	Provisioning Type	Default Value	Description
Debug Recording Destination Port	Integer 1-65535	Instant	925	Defines the destination UDP Port for Debug Recording default target Mib name: loggerDebugRecordingDestPort INI Name: DEBUGRECORDINGDESTPORT Profile name: Not Profiled
Value	String Up to 19 chars.	Online		Value of log filter Mib name: loggingFiltersValue INI Name: LOGGINGFILTERS_VALUE Profile name: Not Profiled
Debug Recording Status	Enum: Stop(0), Start(1)	Instant	0	Determines if Debug Recording should be Stopped (0) or Started (1) Mib name: loggerDebugRecordingStatus INI Name: DEBUGRECORDINGSTATUS Profile name: Not Profiled
Syslog	Enum: disable(0), enable(1)	Online	0	Print Syslog false(0) true(1) Mib name: loggingFiltersSyslog INI Name: LOGGINGFILTERS_SYSLOG Profile name: Not Profiled
Capture Type	Enum: captureNone(0), captureSig(1), captureSigMedia(2), captureSigMediaPCM(3), capturePSTN(4)	Online	0	Capture Type Mib name: loggingFiltersCaptureType INI Name: LOGGINGFILTERS_CAPTURETYPE Profile name: Not Profiled
Row Status	Enum: Active(1), NotInService(2), NotReady(3), CreateAndGo(4), CreateAndWait(5), Destroy(6)	NA	3	Row-Status Textual Conventions as defined in RFC 2579: Textual Conventions for SMIv2 Mib name: loggingFiltersRowStatus INI Name: LOGGINGFILTERS_ROWSTATUS Profile name: Not Profiled

## 2.53 Frame: TDM And Timing Parameters Provisioning

### 2.53.1 Tab: TDM

Frame: TDM And Timing Parameters Provisioning, Tab: TDM

Parameter Name	Type	Provisioning Type	Default Value	Description
TDM Bus				
TDM Bus Type	Enum: MVIP-BUS(0), SC-BUS(1), USE-FRAMERS(2), QSLAC-BUS(3), USE-H110-BUS(4), USE-EXT-BUS(5), ANALOG-BUS(6), USE-PSTN-SW-ONLY(8)	Offline	0	<p>Selects the TDM bus interface to be used (only one TDM bus interface can be enabled at one time although more than one can physically exist on the board).</p> <p>Range: 0 = acMVIP_BUS 1 = acSC_BUS 2 = acFRAMERS 4 = acH100_BUS 5 = EXT TDM 6 = Analog 8 = SW Pstn</p> <p>Default: TP-1610 and TP-2810 = 2; TPM-1100 = 5; TP-260 = 1 Mib name: acSysTDMBusType INI Name: TDMBUSTYPE Profile name: Not Profiled</p>
TDM Bus Speed	Enum: acTDMBusSpeed-2Mbps(0), acTDMBusSpeed-4Mbps(2), acTDMBusSpeed-8Mbps(3), acTDMBusSpeed-16Mbps(4)	Offline	0	<p>Selects the TDM bus speed according to the Bus Type as follows: SC = 0/2/3 H.110/H.100 = 3 MVIP = 0</p> <p>Where: 0 = 2048 kbps 2 = 4096 kbps 3 = 8192 kbps 4 = 16384 kbps</p> <p>Default: TP-260 = 2; All other boards = 3 Mib name: acSysTDMBusSpeed INI Name: TDMBUSSPEED Profile name: Not Profiled</p>

## 2.53.2 Tab: Digital PCM Settings

Frame: TDM And Timing Parameters Provisioning, Tab: Digital PCM Settings

Parameter Name	Type	Provisioning Type	Default Value	Description
PCM Law Select	Enum: MuLaw(3), ALaw(1), Automatic(0)	Offline	0	Selects the type of PCM companding law in input/output TDM bus (TDM bus is defined using the TDMBusType parameter).  1 = A-law 3 = Mu-Law Mib name: acSysPCMLawSelect INI Name: PCMLAWSELECT Profile name: Digital TDM & Timing Profile
Idle PCM Pattern	Integer 0-255	Offline	0	Defines the PCM pattern applied to the E1/T1 timeslot (B-channel) when the channel is idle. Default: 0xFF if PCMLawSelect is Mu-Law 0xD5 if PCMLawSelect is A-Law Range = 0x00 to 0xFF Mib name: acSysPCMIIdlePattern INI Name: IDLEPCMPATTERN Profile name: Digital TDM & Timing Profile
Idle ABCD Pattern	Integer 0-255	Offline	0	Defines the ABCD (CAS) pattern to be applied on the signaling bus before it is changed by the user or the PSTN protocol. This is only relevant when using PSTN interface with CAS protocols. Range = 0x0 to 0xF Mib name: acSysPCMIIdleABCDPattern INI Name: IDLEABCDPATTERN Profile name: Digital TDM & Timing Profile
Serial Port Audit Interval Min	Integer 0-60	Offline	0	Interval timeout in minutes, of the Serial Port audit. In case of 0 value, the audit isn't running. Mib name: acSysPCMSerialPortAuditIntervalMin INI Name: SERIALPORTAUDITINTERVALMIN Profile name: Digital TDM & Timing Profile

### 2.53.3 Tab: System Timing

Frame: TDM And Timing Parameters Provisioning, Tab: System Timing

Parameter Name	Type	Provisioning Type	Default Value	Description
Clock Parameters				
TDM Bus Clock Source	Enum: Internal(1), MVIP(3), Network(4), H110-A(8), H110-B(9), netReference1(10), NetReference2(11), SC-2M(12), SC-4M(13), SC-8M(14), BITS(15), Network-b(16), ATM-OC3(17), ATM-OC3-B(18), ATM-OC12(19), Network-DS3-1(20), Network-DS3-2(21), Network-DS3-3(22)	Online	1	<p>Selects the clock source on which the board synchronizes.</p> <p>1 = Local oscillator 3 = MVIP 4 = PSTN Network 8 = H.110A 9 = H.110B 10 = NetRef1 11 = NetRef2 12 = SC2M 13 = SC4M 14 = SC8M 15 = BITS 16 = Network-B 17 = ATM-OC3 18 = ATM-OC3-B 19 = ATM-OC12 20 = Network-DS3-1 21 = Network-DS3-2 22 = Network-DS3-3 Default = 1 TP-1610 = 3</p> <p>The Paramater is online for TP6310 and TP8410 . For all other boards, the parameter is offline. Mib name: acSysTDMClockSource INI Name: TDMBUSCLOCKSOURCE Profile name: Digital TDM &amp; Timing Profile</p>
TDM Bus Enable Fall Back	Enum: manual(0), autoNon-Revertive(1), auto-Revertive(2)	Online	0	<p>Defines the auto fallback of the clock.</p> <p>Range: 0 = Manual 1 = Auto Non-Revertive 2 = Auto Revertive</p> <p>Mib name: acSysTDMClockEnableFallBack INI Name: TDMBUSENABLEFALLBACK Profile name: Digital TDM &amp; Timing Profile</p>

Parameter Name	Type	Provisioning Type	Default Value	Description
TDM Bus Fallback Clock	Enum: Network(4), H110-A(8), H110-B(9), NetReference1(10), NetReference2(11)	Online	4	Selects the fallback clock source on which board synchronizes in the event of clock failure. 4 = PSTN Network 8 = H.110A 9 = H.110B 10 = NetRef1 11 = NetRef2 Mib name: acSysTDMClockFallbackClock INI Name: TDMBUSFALLBACKCLOCK Profile name: Digital TDM & Timing Profile
TDM Bus Master/Slave Selection	Enum: acTDMBusSlaveMode(0), acTDMBusMasterMode(1), acH110BusSecondaryMasterMode(2)	Online	0	Sets SC/MVIP/H.100/H.110 to either:  0 = Slave mode (another board in the system must supply the clock to the TDM bus) or Master mode (the board is the clock source for the TDM bus) or Secondary Master mode (for H100/H110 Bus only). 1 = H110A Master in Master mode 2 = H.110B Master Mib name: acSysTDMClockMasterSlaveSelection INI Name: TDMBUSMASTERSLAVESELECTION Profile name: Digital TDM & Timing Profile
TDM Bus Net Reference Speed	Enum: acTH110BusNetRefSpeed-8khz(0), acTH110BusNetRefSpeed-1544khz(1), acTH110BusNetRefSpeed-20488khz(2)	Online	0	Determines the NetRef frequency (for both generation and synchronization). 0 = 8 kHz 1 = 1.544 MHz 2 = 2.048 MHz Mib name: acSysTDMClockNetRefSpeed INI Name: TDMBUSNETREFSPEED Profile name: Digital TDM & Timing Profile

Parameter Name	Type	Provisioning Type	Default Value	Description
TDM Bus Local Reference	Integer 0-256	Online	0	<p>When the clock source is set to Network, this parameter selects the Trunk ID to be used as the clock synchronization source of the board. When using H.110/H.100 bus, this parameter also selects the trunk used as the clock source for the NetRef clock generation (in this case, the clock source must not be set to Network.</p> <p>Range = 0 to (MAX_TRUNK_NUM-1)</p> <p>Mib name: acSysTDMClockLocalReference</p> <p>INI Name: TDMBUSLOCALREFERENCE</p> <p>Profile name: Digital TDM &amp; Timing Profile</p>
TDM Bus Auto Fall Back Enable	Enum: disable(0), enable(1)	Offline	0	<p>Enables or disables the PSTN trunk auto-fallback feature.</p> <p>Mib name: acSysTDMClockAutoFallBackEnable</p> <p>INI Name: TDMBUSPSTNAUTOCLOCKENABLE</p> <p>Profile name: Digital TDM &amp; Timing Profile</p>
TDM Bus Auto Fall Back Reverting Enable	Enum: disable(0), enable(1)	Offline	0	<p>Enables/disables the PSTN trunk auto-fallback reverting feature.</p> <p>Mib name: acSysTDMClockAutoFallBackRevertingEnable</p> <p>INI Name: TDMBUSPSTNAUTOCLOCKREVERTINGENABLE</p> <p>Profile name: Digital TDM &amp; Timing Profile</p>

## 2.54 Frame: Time Band Provisioning

### 2.54.1 Tab: Time Band

Frame: Time Band Provisioning, Tab: Time Band

Parameter Name	Type	Provisioning Type	Default Value	Description
Start Time	String Up to 13 chars.	Instant		The start time and day of the time band. For example: FRI:08:00 Mib name: timebandStartTime INI Name: COSTGROUPTIMEBANDS_STARTTIME Profile name: Not Profiled
End Time	String Up to 13 chars.	Instant		The end time and day of the time band. For example: FRI:08:00 Mib name: timebandEndTime INI Name: COSTGROUPTIMEBANDS_ENDTIME Profile name: Not Profiled
Connect Cost	Integer 0-30000	Instant	0	The cost per minute for calls within this timeband. Mib name: timebandConnectionCost INI Name: COSTGROUPTIMEBANDS_CONNECTIONCOST Profile name: Not Profiled
Time Cost	Integer 0-30000	Instant	0	The cost per minute for calls within this timeband. Mib name: timebandMinuteCost INI Name: COSTGROUPTIMEBANDS_MINUTECOST Profile name: Not Profiled

## 2.55 Frame: Trunk Group

### 2.55.1 Tab: Trunk Group

Frame: Trunk Group, Tab: Trunk Group

Parameter Name	Type	Provisioning Type	Default Value	Description
Module	Integer -1-255	Instant	-1	Channels Module Mib name: channelsModule INI Name: TRUNKGROUP_MODULE Profile name: Not Profiled
Starting Channel	Integer 1-2016	Instant	1	Starting Channel for this trunk/hunt group Mib name: channelsStartingCh INI Name: TRUNKGROUP_FIRSTBCHANNEL Profile name: Not Profiled
Last Channel	Integer 1-2016	Instant	1	Last Channel for the trunk/hunt group Mib name: channelsLastCh INI Name: TRUNKGROUP_LASTBCHANNEL Profile name: Not Profiled
Starting Phone Number	String Up to 50 chars.	Instant		Starting Phone Number Mib name: channelsStartingPhoneNum INI Name: TRUNKGROUP_FIRSTPHONENUMBER Profile name: Not Profiled
Trunk/Hunt Group ID	Integer 0-255	Instant	0	Trunk/Hunt group ID Mib name: channelsTrunkGroupID INI Name: TRUNKGROUP_TRUNKGROUPNUM Profile name: Not Profiled
Trunk ID	Integer 0-255	Instant	0	Trunk/Hunt group ID Mib name: channelsTrunkID INI Name: TRUNKGROUP_FIRSTTRUNKID Profile name: Not Profiled
Last Trunk ID	Integer 0-255	Instant	255	Last Trunk/Hunt group ID Mib name: channelsLastTrunkID INI Name: TRUNKGROUP_LASTTRUNKID Profile name: Not Profiled
Profile ID	Integer 0-9	Instant	0	Profile ID Mib name: channelsProfileID INI Name: TRUNKGROUP_PROFILEID Profile name: Not Profiled



## 2.56 Frame: Trunk Group Settings

### 2.56.1 Tab: Trunk Group Settings

Frame: Trunk Group Settings, Tab: Trunk Group Settings

Parameter Name	Type	Provisioning Type	Default Value	Description
Trunk/Hunt Group ID	Integer 0-255	Instant	0	Trunk/Hunt group ID Mib name: trunkGroupSettingsTrunkGroupID INI Name: TRUNKGROUPSETTINGS_TRUNK GROUPID Profile name: Not Profiled
Channel Selection Mode	Enum: ByPhoneNumber(0), CyclicAscending(1), AscendingAlways(2), CyclicDescending(3), DescendingAlways(4), ByPhoneNumberCyclicAscending(5), BySourcePhoneNumber(6), TrunkCyclicAscending(7), TrunkAndChannelCyclicAscending(8), RingToHuntGroup(9), SelectTrunkBySupplementaryServicesTable(10), destNumberAndAscending(11), ValueNotSet(255)	Instant	0	Selects the next available (free) Gateway port, FXO/PSTN: affects outgoing calls chanel selection FXS:affects incoming call channel selection Mib name: trunkGroupSettingsChannelSelectMode INI Name: TRUNKGROUPSETTINGS_CHANNE LSELECTMODE Profile name: Not Profiled
Registration Mode	Enum: PerEndpoint(0), PerGateway(1), NotApplicable(2), DoNotRegister(4), perAccount(5), ValueNotSet(255)	Instant	255	Mib name: trunkGroupSettingsRegistrationMode INI Name: TRUNKGROUPSETTINGS_REGIS TRATIONMODE Profile name: Not Profiled
Contact User	String Up to 50 chars.	Instant		Mib name: trunkGroupSettingsContactUser INI Name: TRUNKGROUPSETTINGS_CONTA CTUSER Profile name: Not Profiled
Serving IP Group	Integer -1-49	Instant	-1	Mib name: trunkGroupSettingsServingIPGroup INI Name: TRUNKGROUPSETTINGS_SERVIN GIPGROUP Profile name: Not Profiled

Parameter Name	Type	Provisioning Type	Default Value	Description
MWI Interrogation Type	Enum: None(0), UseActivateOnly(1), ResultNotUsed(2), UseResult(3), NotConfigured(255)	Instant	0	Mib name: trunkGroupSettingsMwiInterrogationType INI Name: TRUNKGROUPSETTINGS_MWIINTERROGATIONTYPE Profile name: Not Profiled
Group Name	String Up to 240 chars.	Instant		Mib name: trunkGroupSettingsGrpName INI Name: TRUNKGROUPSETTINGS_TRUNKGROUPNAME Profile name: Not Profiled

## 2.57 Frame: Trunk Parameters Provisioning

### 2.57.1 Tab: General Settings

Frame: Trunk Parameters Provisioning, Tab: General Settings

Parameter Name	Type	Provisioning Type	Default Value	Description
Protocol Type	Enum: NONE(0), E1EuroISDN(1), T1Cas(2), T1RawCas(3), T1Transparent(4), E1Transparent31(5), E1Transparent30(6), E1Mfcr2(7), E1CasR2(8), E1RawCAS(9), T1-NI2ISDN(10), T1-4EssISDN(11), T1-5Ess-9-ISDN(12), T1-5Ess-10-ISDN(13), T1-Dms100-ISDN(14), J1-TRANSPARENT(15), T1-NTT-ISDN(16), E1-AUSTEL-ISDN(17), E1-HKT-ISDN(18), E1-KOR-ISDN(19), T1-HKT-ISDN(20), E1-QSIG(21), E1-TNZ-22(22), T1-EXTRA-23(23), T1-IUA(28), E1-IUA(29), E1-EXTRA-30(30), E1-FRENCH-VN3-ISDN(31), T1-EXTRA-32(32), EXTRA-33(33), T1-EURO-ISDN(34), T1-DMS100-MERIDIAN-ISDN(35), T1-NI1-ISDN(36),	Online	0	Used to set the PSTN protocol to be used for this trunk. Relevant only when TDMBusType=acFRAMERS (2). Either: NONE = 0 E1_EURO_ISDN = 1 T1_CAS = 2 T1_RAW_CAS = 3 T1_TRANSPARENT = 4 E1_TRANSPARENT_31 = 5 E1_TRANSPARENT_30 = 6 E1_MFCR2 = 7 E1_CAS = 8 E1_RAW_CAS = 9 T1_NI2_ISDN = 10 T1_4ESS_ISDN = 11 T1_5ESS_9_ISDN = 12 T1_5ESS_10_ISDN = 13 T1_DMS100_ISDN = 14 J1_TRANSPARENT = 15 T1_NTT_ISDN = 16 E1_AUSTEL_ISDN = 17 E1_HKT_ISDN = 18 E1_KOR_ISDN = 19 T1_HKT_ISDN = 20 E1_QSIG = 21 E1_TNZ_ISDN = 22 T1_QSIG = 23 T1_IUA = 28 E1_IUA = 29 E1_FRENCH_VN6_ISDN = 30 E1_FRENCH_VN3_ISDN = 31 T1_EURO_ISDN = 34 T1_DMS100_MERIDIAN_ISDN = 35 T1_NI1_ISDN = 36 E1_DUA = 37 E1_Q931_PACKETS = 38 T1_Q931_PACKETS = 39 E1_NI2_ISDN = 40 E1-CAS-R15 = 41 V5 = 43 BRI-EURO-ISDN = 50 BRI-NI-2 = 51 BRI-DMS100 = 52 BRI-5ESS = 53 BRI-QSIG = 54 BRI-VNG = 55 BRI-NTT = 56

Parameter Name	Type	Provisioning Type	Default Value	Description
	E1-DUA(37), E1-Q931-PACKETS(38), T1-Q931-PACKETS(39), E1-NI2-ISDN(40), E1-CAS-R15(41), V5(43), BRI-EURO-ISDN(50), BRI-NI-2(51), BRI-DMS100(52), BRI-5ESS(53), BRI-QSIG(54), BRI-VNG(55), BRI-NTT(56), BRI-IUA(57)			BRI-IUA = 57.  Mib name: acTrunkProtocolType INI Name: PROTOCOLTYPE Profile name: Digital SIP Trunk Profile
Clock Master	Enum: acCLOCK-MASTER-OFF(0), acCLOCK-MASTER-ON(1)	Online	0	Used to select the trunk clock source.  0 = acCLOCK_MASTER_OFF (clock recovered from the line) 1 = acCLOCK_MASTER_ON (the trunk clock source is provided by the internal/TDM bus clock source depending on the parameter TDM Bus Clock Source) Mib name: acTrunkClockMaster INI Name: CLOCKMASTER Profile name: Digital SIP Trunk Profile
Framing Method	Enum: EXTENDED-SUPER-FRAME(0), SUPER-FRAME(1), E1-FRAMING-DDF(2), E1-FRAMING-MFF-CRC4(3), E1-FRAMING-MFF-CRC4-EXT(4), T1-FRAMING-F4(6), T1-FRAMING-F12(7), T1-FRAMING-ESF(8), T1-FRAMING-ESF-CRC6 (9), T1-FRAMING-F72(10), T1-FRAMING-ESF-CRC6-JT(11)	Online	0	Selects the Framing method to be used for this trunk. Mib name: acTrunkFramingMethod Profile name: Digital SIP Trunk Profile

Parameter Name	Type	Provisioning Type	Default Value	Description
Line Code	Enum: acB8ZS(0), acAMI(1), acHDB3(2)	Online	0	Use to select line code. B8ZS or AMI for T1 spans and HDB3 or AMI for E1 spans.  0 = Use B8ZS line code (for T1 trunks only = default) 1 = Use AMI line code (for T1 or E1 trunks) 2 = Use HDB3 line code (for E1 trunks only) Mib name: acTrunkLineCode INI Name: LINECODE Profile name: Digital SIP Trunk Profile
Trace Level	Enum: acNO-TRACE(0), acFULL-ISDN-TRACE(1), acLAYER3-ISDN-TRACE(2), acONLY-ISDN-Q931-MSGS-TRACE(3), acLAYER3-ISDN-TRACE-NO-DUPLICATION(4), acFULL-ISDN-TRACE-WITH-DUPLICATION(5), acISDN-Q931-RAW-DATA-TRACE(6), acISDN-Q921-RAW-DATA-TRACE(7), acISDN-Q931-Q921-RAW-DATA-TRACE(8), acSS7-MTP2(10), acSS7-MTP2-AND-APPLI(11), acSS7-MTP2-SL-L3-NO-MSU(12), acSS7-AAL(15)	Online	0	Defines the Trace level: acNO_TRACE = 0 acFULL_ISDN_TRACE = 1 acLAYER3_ISDN_TRACE = 2 acONLY_ISDN_Q931_MSGS_TRACE = 3 acLAYER3_ISDN_TRACE_NO_DUPLICATION = 4 acFULL_ISDN_TRACE_WITH_DUPLICATION = 5 acISDN_Q931_RAW_DATA_TRACE = 6 acISDN_Q921_RAW_DATA_TRACE = 7 acISDN_Q931_Q921_RAW_DATA_TRACE = 8 acSS7_MTP2 = 10 acSS7_MTP2_AND_APPLI = 11 acSS7_MTP2_SL_L3_NO_MSU = 12 acSS7_AAL = 15 Mib name: acTrunkTraceLevel INI Name: TRACELEVEL Profile name: Digital SIP Trunk Profile
Dial Plan Name	String Up to 11 chars.	Instant	0	Sets the Dial Plan name that will be used on the specific trunk.  Range = string 11 characters Mib name: acTrunkDialPlanName INI Name: CASTRUNKDIALPLANNAME Profile name: Digital SIP Trunk Profile

Parameter Name	Type	Provisioning Type	Default Value	Description
Auto Clock Priority	Integer 0-100	Online	0	Defines the trunk priority for auto-clock fallback (Priority range: 0 - 100 (0 - 99 are priority settings, in which 0 = highest Priority and is the default setting; 100 = Do not choose this trunk) Mib name: acTrunkAutoClockPriority INI Name: AUTOCLOCKTRUNKPRIORITY Profile name: Not Profiled

## 2.57.2 Tab: ISDN Settings

Frame: Trunk Parameters Provisioning, Tab: ISDN Settings

Parameter Name	Type	Provisioning Type	Default Value	Description
Termination Side	Enum: acUSER-TERMINATION-SIDE(0), acNETWORK-TERMINATION-SIDE(1)	Online	0	Used to set the ISDN Termination to either User or Network. Termination = For ISDN only. User side = 0 Network side = 1 Mib name: acTrunkISDNCommonTerminationSide INI Name: TERMINATIONSIDE Profile name: Digital SIP Trunk Profile
Q931 Layer Response Behavior;NO STATUS ON UNKNOWN IE;NO STATUS ON INV OP IE;ACCEPT UNKNOWN FAC IE;SEND USER CONNECT ACK;EXPLICIT INTERFACE ID;ALWAYS EXPLICIT;ACCEPT MU LAW;EXPLICIT PRES SCREENING;STATUS INCOMPATIBLE STATE;STATUS ERROR CAUSE;ACCEPT A LAW;RESTART INDICATION;FORCED RESTART	Integer Bitmask Bitmap-0x06F8A87	Online	0	Bit-field used to determine several behavior options, which influence how the Q.931 protocol behaves. Mib name: acTrunkISDNCommonQ931LayerResponse Behavior INI Name: ISDNIBEHAVIOR Profile name: Digital SIP Trunk Profile

Parameter Name	Type	Provisioning Type	Default Value	Description
Incoming Calls Behavior;DATA CONN RS;VOICE CONN RS;CHAN ID IN FIRST RS;USER SETUP ACK;CHAN ID IN CALL PROC;PROGR IND IN SETUP ACK	Integer Bitmask Bitmap-0x013860	Online	0	This is the bit-field used to determine several behavior options that influence how the ISDN Stack INCOMING calls behave. Refer to the Appendix A.8 'ISDN Flexible Behavior' in the VoPLib Reference Library User's Manual Document #: LTRT-00740. Mib name: acTrunkISDNCommonIncomingCallsBehavior INI Name: ISDNINCALLSBEHAVIOR Profile name: Digital SIP Trunk Profile
Outgoing Calls Behavior	Integer 0-65535	Online	0	This is the bit-field used to determine several behavior options that influence how the ISDN Stack OUTGOING calls behave. Refer to Appendix A.8 in the 'VoPLib Reference Library User's Manual. Mib name: acTrunkISDNCommonOutgoingCallsBehavior INI Name: ISDNOUTCALLSBEHAVIOR Profile name: Digital SIP Trunk Profile
General CC Behavior;REVERSE CHAN ALLOC ALGO;CHAN ID 16 ALLOWED;USE T1 PRI;USE E1 PRI;START WITH B CHAN OOS;CHAN ALLOC LOWEST;CHAN ALLOC HIGHEST	Integer Bitmask Bitmap-0x07E8	Online	0	This is the bit-field used to determine several general ISDN behavior options. Refer to the Appendix A.8 'ISDN Flexible Behavior' in the VoPLib Reference Library User's Manual Document #: LTRT-00740. Mib name: acTrunkISDNCommonGeneralCCBehavior INI Name: ISDNGENERALCCBEHAVIOR Profile name: Digital SIP Trunk Profile
IUA Interface ID	Integer -1-2147483647	Read-Only	-1	Defines the IUA trunk interface ID value - unsigned integer - in RFC 3057 - SIGTRAN. Default = 0xFFFFFFFF. Mib name: acTrunkISDNCommonIuaInterfaceId Profile name: Not Profiled
D-channel configuration	Enum: acDCH-CONFIG-PRIMARY(0), acDCH-CONFIG-BACKUP(1), acDCH-CONFIG-NFAS(2)	Online	0	Defines D-channel configuration. This setting is only applicable to ISDN PRI protocols that support NFAS and/or D-channel backup procedures.  0 = D-channel is Primary 1 = Backup 2 = NFAS Mib name: acTrunkISDNnfasDchConfig INI Name: DCHCONFIG Profile name: Digital SIP Trunk Profile

Parameter Name	Type	Provisioning Type	Default Value	Description
ISDN NFAS Interface ID	Integer 0-255	Online	0	<p>Defines the Interface ID. Works with NS_EXPLICIT_INTERFACE_ID. Refer to the VoPLib documentation (ISDN Flexible Behavior). Default = (unsigned char)-1.</p> <p>Range = 0 to 255 Mib name: acTrunkISDNnfasInterfaceId INI Name: ISDNNFASINTERFACEID Profile name: Not Profiled</p>
Group Number	Integer 0-12	Online	0	<p>Relevant only for T1 ISDN NFAS trunks indicates the group number of the NFAS group. ;Valid NFAS group numbers are only 1 to 9, 0 indicating that this trunk is not NFAS (in this case the ISDNNFASInterfaceID and DchConfig parameters are ignored). Mib name: acTrunkISDNnfasGroupNumber INI Name: NFASGROUPNUMBER Profile name: Digital SIP Trunk Profile</p>
Duplicate Q931 Buff Mode	Integer 0-255	Online	0	<p>Activates / de-activates delivery of raw Q.931 messages. Refer to the VoPLib documentation ('ISDN Flexible Behavior'). Mib name: acTrunkISDNCommonDuplicateQ931BuffMode INI Name: ISDNDUPLICATEQ931BUFFMODE Profile name: Digital SIP Trunk Profile</p>
NS Extension Behavior Bits;ANY UUI;DISPLAY;FACILITY REJECT	Integer Bitmask Bitmap- 0x058	Online	0	<p>Bit-field used to determine several behavior options, which influence how the Q.931 protocol behaves. Refer to the VoPLib documentation (ISDN Flexible Behavior). Mib name: acTrunkISDNCommonNSBehaviour2 INI Name: ISDNNSBEHAVIOUR2 Profile name: Digital SIP Trunk Profile</p>



### 2.57.3 Tab: Line Settings

Frame: Trunk Parameters Provisioning, Tab: Line Settings

Parameter Name	Type	Provisioning Type	Default Value	Description
Line Build Out Loss	Enum: ac0DB(0), ac7-5DB(1), ac15DB(2), ac22-5DB(3)	Online	0	Used to select the line build out loss to be used for this trunk.  0 = 0 dB 1 = 7.5 dB 2 = 15 dB 3 = 22.5 dB Mib name: acTrunkLineBuildOutLoss INI Name: LINEBUILDOUT.LOSS Profile name: Digital SIP Trunk Profile
Line Build Out Overwrite	Enum: acNO-OVERWRITE(0), acOVERWRITE(1)	Online	0	Used to overwrite the Framer's XPM registers values (these registers control the line pulse shape).  0 = No overwrite 1 = Overwrite Mib name: acTrunkLineBuildOutOverwrite INI Name: LINEBUILDOUT.OVERWRITE Profile name: Digital SIP Trunk Profile
Line Build Out XPM0	Integer 0-255	Online	0	Used to control the Framer's XPM0 register value (line pulse shape control). Applicable only when TrunkConfig.LineBuildOut.Overwrite=1. Should be used only by expert users.  Range = 0 to 255 Mib name: acTrunkLineBuildOutXPM0 INI Name: LINEBUILDOUT.XPM0 Profile name: Digital SIP Trunk Profile
Line Build Out XPM1	Integer 0-255	Online	0	Used to control the Framer's XPM1 register value (line pulse shape control). Applicable only when TrunkConfig.LineBuildOut.Overwrite=1. Should be used only by expert users.  Range = 0 to 255 Mib name: acTrunkLineBuildOutXPM1 INI Name: LINEBUILDOUT.XPM1 Profile name: Digital SIP Trunk Profile

Parameter Name	Type	Provisioning Type	Default Value	Description
Line Build Out XPM2	Integer 0-255	Online	0	Used to control the Framer's XPM2 register value (line pulse shape control). Applicable only when TrunkConfig.LineBuildOut.Overwrite=1. Should be used only by expert users.  Range = 0 to 255 Mib name: acTrunkLineBuildOutXPM2 INI Name: LINEBUILDOUT.XPM2 Profile name: Digital SIP Trunk Profile

## 2.57.4 Tab: CAS Settings

Frame: Trunk Parameters Provisioning, Tab: CAS Settings

Parameter Name	Type	Provisioning Type	Default Value	Description
Trunk Cas Table Index	Integer 0-7	Online	0	This parameter determines which CAS protocol file to use on a specific trunk. The index value corresponds to the number configured for the parameter CASFileName_X. Range = not greater than the parameter defining the PSTN CAS Table Num. Mib name: acTrunkCASTablesIndex INI Name: CASTABLEINDEX Profile name: Digital SIP Trunk Profile
CAS Table per Channel	String Up to 63 chars.	Instant		Sets the Cas protocol table index per channel. User need to set each channel the table number 0-7, with comma saperator between channels: "1,3,1,3,1,3.." Mib name: acTrunkCASTablePerChannel INI Name: CASCHANNELINDEX Profile name: Digital SIP Trunk Profile

## 2.57.5 Tab: SIP Settings

Frame: Trunk Parameters Provisioning, Tab: SIP Settings

Parameter Name	Type	Provisioning Type	Default Value	Description
Progress Indicator To ISDN	Enum: NotSet(-1), LocalRB(0), RemoteRB1(1), RemoteRB8(8)	Instant	-1	Override the value of progress indicator to ISDN side in ALERT PROGRESS and PROCEEDING messages Mib name: progressIndicatorToISDNValue INI Name: PROGRESSINDICATOR2ISDN Profile name: Digital SIP Trunk Profile
Play Ring Back Tone To Tel	Enum: NotConfigured(-1), DoNotPlay(0), PlayOnLocal(1), PreferIp(2), PlayLocalUntilRemoteMediaArrives(3)	Instant	2	Enable ringback tone playing towards trunk side. Refer to User's Manual for details Mib name: playRBToneToTrunkValue INI Name: PLAYRBTONE2TRUNK Profile name: Digital SIP Trunk Profile
Transfer Capability To ISDN	Enum: DoNotOverwrite(-1), Modem(0), Voice(1), Data(2), Audio(3)	Instant	0	Send transfer capability to ISDN side on setup message -1:Do not Overwrite 0:Audio 3.1 1:Speech 2:Data 3:Audio Mib name: iSDNTransferCapabilityValue INI Name: ISDNTRANSFERCAPABILITY Profile name: Digital SIP Trunk Profile
Local ISDN RB Source	Enum: pbx(0), gateway(1)	Instant	0	If the ringback tone source is not IP, who should supply the Ringback tone. 0 - PBX/PSTN (default) ; 1- GW Mib name: localISDNRBSourceValue INI Name: LOCALISDNRBSOURCE Profile name: Digital SIP Trunk Profile
PI For Disconnect Msg	Integer -1-8	Instant	-1	Configure PIForDisconnectMsg in order to overwrite PI value received in ISDN Disconnect message Mib name: pIForDisconnectMsgValue INI Name: PIFORDISCONNECTMSG Profile name: Digital SIP Trunk Profile

Parameter Name	Type	Provisioning Type	Default Value	Description
Trunk Transfer Mode	Enum: none(0), casNFA(1), iSDN(2), casNormal(3), QSIGSingleStep(4), QSIGPathReplacement(5)	Instant	0	The type of transfer the PSTN/PBX supports Mib name: trunkTransferMode INI Name: TRUNKTRANSFERMODE Profile name: Digital SIP Trunk Profile
PSTN Alert Timeout Value	Integer -1-600	Instant	-1	Max time (in seconds) to wait for connect from PSTN Mib name: pSTNAlertTimeoutValue INI Name: TRUNKPSTNALERTTIMEOUT Profile name: Digital SIP Trunk Profile
RTP Only Mode For Trunk	Enum: NotConfigured(-1), Disable(0), TransmitReceive(1), TransmitOnly(2), ReceiveOnly(3)	Instant	-1	immediately. -1 - takes the RTPONLYMODE global value per gatewa 0 - regular call establishment. 1 - The RTP channel open for Rx And Tx. 2-The RTP channel open only for Tx 3 -The RTP channel open only fo Rx Mib name: rtpOnlyModeForTrunkRtpOnlyModeForTrunk INI Name: RTPONLYMODEFORTRUNK Profile name: Digital SIP Trunk Profile
B Channel Negotiation For Trunk Mode	Enum: NotConfigured(-1), Preferred(0), Exclusive(1), Any(2)	Instant	0	ISDN B-Channel negotiation mode for trunk put MODE_NOT_SET (-1) to use BCHANNELNEGOTIATION per Gateway Mib name: acBChannelNegotiationForTrunkMode INI Name: BCHANNELNEGOTIATIONFORTRUNK Profile name: Digital SIP Trunk Profile
Digital OOS Behavior For Trunk Value	Enum: NotConfigured(-1), default(0), Service(1), dChannel(2), Alarm(3), Block(4)	Instant	-1	Digital OOS Behavior for trunk put OOS_NOT_SET (-1) to use DIGITALOOSBEHAVIOR per Gateway Mib name: acDigitalOOSBehaviorForTrunkValue INI Name: DIGITALOOSBEHAVIORFORTRUNK Profile name: Digital SIP Trunk Profile

Parameter Name	Type	Provisioning Type	Default Value	Description
Remove Calling Name For Trunk Mode	Enum: NotConfigured(-1), Disable(0), Enable(1)	Instant	0	Remove Calling Name For Trunk table .Set (-1) to use the global parameter digitalGWextRemoveCallingName. Mib name: acRemoveCallingNameForTrunkMode INI Name: REMOVECALLINGNAMEFORTRUNK Profile name: Digital SIP Trunk Profile
Call Rerouting Mode	Enum: none(0), isdnReroutingEnabled(1)	Instant	0	Call Rerouting Mode. Set to 1 to enable ISDN call rerouting Mib name: acCallReroutingModeForTrunkMode INI Name: CALLREROUTINGMODE Profile name: Digital SIP Trunk Profile

## 2.58 Frame: Trunk Parameters Provisioning

### 2.58.1 Tab: General Settings

Frame: Trunk Parameters Provisioning, Tab: General Settings

Parameter Name	Type	Provisioning Type	Default Value	Description
Protocol Type	Enum: NONE(0), E1EuroISDN(1), T1Cas(2), T1RawCas(3), T1Transparent(4), E1Transparent31(5), E1Transparent30(6), E1Mfcr2(7), E1CasR2(8), E1RawCAS(9), T1-NI2ISDN(10), T1-4EssISDN(11), T1-5Ess-9-ISDN(12), T1-5Ess-10-ISDN(13), T1-Dms100-ISDN(14), J1-TRANSPAREN T(15), T1-NTT-ISDN(16), E1-AUSTEL-ISDN(17), E1-HKT-ISDN(18), E1-KOR-ISDN(19), T1-HKT-ISDN(20), E1-QSIG(21), E1-TNZ-22(22), T1-EXTRA-23(23), T1-IUA(28), E1-IUA(29), E1-EXTRA-30(30), E1-FRENCH-VN3-ISDN(31), T1-EXTRA-32(32), EXTRA-33(33), T1-EURO-ISDN(34), T1-DMS100-	Online	0	Used to set the PSTN protocol to be used for this trunk. Relevant only when TDMBusType=acFRAMERS (2). Either: NONE = 0 E1_EURO_ISDN = 1 T1_CAS = 2 T1_RAW_CAS = 3 T1_TRANSPARENT = 4 E1_TRANSPARENT_31 = 5 E1_TRANSPARENT_30 = 6 E1_MFCR2 = 7 E1_CAS = 8 E1_RAW_CAS = 9 T1_NI2_ISDN = 10 T1_4ESS_ISDN = 11 T1_5ESS_9_ISDN = 12 T1_5ESS_10_ISDN = 13 T1_DMS100_ISDN = 14 J1_TRANSPARENT = 15 T1_NTT_ISDN = 16 E1_AUSTEL_ISDN = 17 E1_HKT_ISDN = 18 E1_KOR_ISDN = 19 T1_HKT_ISDN = 20 E1_QSIG = 21 E1_TNZ_ISDN = 22 T1_QSIG = 23 T1_IUA = 28 E1_IUA = 29 E1_FRENCH_VN6_ISDN = 30 E1_FRENCH_VN3_ISDN = 31 T1_EURO_ISDN = 34 T1_DMS100_MERIDIAN_ISDN = 35 T1_NI1_ISDN = 36 E1_DUA = 37 E1_Q931_PACKETS = 38 T1_Q931_PACKETS = 39 E1_NI2_ISDN = 40 E1-CAS-R15 = 41 V5 = 43 BRI-EURO-ISDN = 50 BRI-NI-2 = 51 BRI-DMS100 = 52 BRI-5ESS = 53 BRI-QSIG = 54 BRI-VNG = 55 BRI-NTT = 56

Parameter Name	Type	Provisioning Type	Default Value	Description
	MERIDIAN-ISDN(35), T1-NI1-ISDN(36), E1-DUA(37), E1-Q931-PACKETS(38), T1-Q931-PACKETS(39), E1-NI2-ISDN(40), E1-CAS-R15(41), V5(43), BRI-EURO-ISDN(50), BRI-NI-2(51), BRI-DMS100(52), BRI-5ESS(53), BRI-QSIG(54), BRI-VNG(55), BRI-NTT(56), BRI-IUA(57)			BRI-IUA = 57.  Mib name: acTrunkProtocolType INI Name: PROTOCOLTYPE Profile name: Digital SIP Trunk Profile
Clock Master	Enum: acCLOCK-MASTER-OFF(0), acCLOCK-MASTER-ON(1)	Online	0	Used to select the trunk clock source.  0 = acCLOCK_MASTER_OFF (clock recovered from the line) 1 = acCLOCK_MASTER_ON (the trunk clock source is provided by the internal/TDM bus clock source depending on the parameter TDM Bus Clock Source) Mib name: acTrunkClockMaster INI Name: CLOCKMASTER Profile name: Digital SIP Trunk Profile

Parameter Name	Type	Provisioning Type	Default Value	Description
Framing Method	Enum: EXTENDED-SUPER-FRAME(0), SUPER-FRAME(1), E1-FRAMING-DDF(2), E1-FRAMING-MFF-CRC4(3), E1-FRAMING-MFF-CRC4-EXT(4), T1-FRAMING-F4(6), T1-FRAMING-F12(7), T1-FRAMING-ESF(8), T1-FRAMING-ESF-CRC6 (9), T1-FRAMING-F72(10), T1-FRAMING-ESF-CRC6-JT(11)	Online	0	Selects the Framing method to be used for this trunk. Mib name: acTrunkFramingMethod Profile name: Digital SIP Trunk Profile
Line Code	Enum: acB8ZS(0), acAMI(1), acHDB3(2)	Online	0	Use to select line code. B8ZS or AMI for T1 spans and HDB3 or AMI for E1 spans.  0 = Use B8ZS line code (for T1 trunks only = default) 1 = Use AMI line code (for T1 or E1 trunks) 2 = Use HDB3 line code (for E1 trunks only) Mib name: acTrunkLineCode INI Name: LINECODE Profile name: Digital SIP Trunk Profile



Parameter Name	Type	Provisioning Type	Default Value	Description
Trace Level	Enum: acNO-TRACE(0), acFULL-ISDN-TRACE(1), acLAYER3-ISDN-TRACE(2), acONLY-ISDN-Q931-MSG-TRACE(3), acLAYER3-ISDN-TRACE-NO-DUPLICATION(4), acFULL-ISDN-TRACE-WITH-DUPLICATION(5), acISDN-Q931-RAW-DATA-TRACE(6), acISDN-Q921-RAW-DATA-TRACE(7), acISDN-Q931-Q921-RAW-DATA-TRACE(8), acSS7-MTP2(10), acSS7-MTP2-AND-APPLI(11), acSS7-MTP2-SL-L3-NO-MSU(12), acSS7-AAL(15)	Online	0	Defines the Trace level: acNO_TRACE = 0 acFULL_ISDN_TRACE = 1 acLAYER3_ISDN_TRACE = 2 acONLY_ISDN_Q931_MSGS_TRACE = 3 acLAYER3_ISDN_TRACE_NO_DUPLICATION = 4 acFULL_ISDN_TRACE_WITH_DUPLICATION = 5 acISDN_Q931_RAW_DATA_TRACE = 6 acISDN_Q921_RAW_DATA_TRACE = 7 acISDN_Q931_Q921_RAW_DATA_TRACE = 8 acSS7_MTP2 = 10 acSS7_MTP2_AND_APPLI = 11 acSS7_MTP2_SL_L3_NO_MSU = 12 acSS7_AAL = 15 Mib name: acTrunkTraceLevel INI Name: TRACELEVEL Profile name: Digital SIP Trunk Profile
Dial Plan Name	String Up to 11 chars.	Instant	0	Sets the Dial Plan name that will be used on the specific trunk.  Range = string 11 characters Mib name: acTrunkDialPlanName INI Name: CASTRUNKDIALPLANNAME Profile name: Digital SIP Trunk Profile
Auto Clock Priority	Integer 0-100	Online	0	Defines the trunk priority for auto-clock fallback (Priority range: 0 - 100 (0 - 99 are priority settings, in which 0 = highest Priority and is the default setting; 100 = Do not choose this trunk) Mib name: acTrunkAutoClockPriority INI Name: AUTOCLOCKTRUNKPRIORITY Profile name: Not Profiled

## 2.58.2 Tab: ISDN Settings

Frame: Trunk Parameters Provisioning, Tab: ISDN Settings

Parameter Name	Type	Provisioning Type	Default Value	Description
Termination Side	Enum: acUSER- TERMINAT ION- SIDE(0), acNETWO RK- TERMINAT ION- SIDE(1)	Online	0	Used to set the ISDN Termination to either User or Network. Termination = For ISDN only. User side = 0 Network side = 1 Mib name: acTrunkISDNCommonTerminationSide INI Name: TERMINATIONSIDE Profile name: Digital SIP Trunk Profile
Q931 Layer Response Behavior;NO STATUS ON UNKNOWN IE;NO STATUS ON INV OP IE;ACCEPT UNKNOWN FAC IE;SEND USER CONNECT ACK;EXPLICIT INTERFACE ID;ALWAYS EXPLICIT;ACCEPT MU LAW;EXPLICIT PRES SCREENING;STATUS INCOMPATIBLE STATE;STATUS ERROR CAUSE;ACCEPT A LAW;RESTART INDICATION;FORCED RESTART	Integer Bitmask Bitmap-0x06F8A87	Online	0	Bit-field used to determine several behavior options, which influence how the Q.931 protocol behaves. Mib name: acTrunkISDNCommonQ931LayerResponseBehavior INI Name: ISDNIBEHAVIOR Profile name: Digital SIP Trunk Profile
Incoming Calls Behavior;DATA CONN RS;VOICE CONN RS;CHAN ID IN FIRST RS;USER SETUP ACK;CHAN ID IN CALL PROC;PROGR IND IN SETUP ACK	Integer Bitmask Bitmap-0x013860	Online	0	This is the bit-field used to determine several behavior options that influence how the ISDN Stack INCOMING calls behave. Refer to the Appendix A.8 'ISDN Flexible Behavior' in the VoPLib Reference Library User's Manual Document #: LTRT-00740. Mib name: acTrunkISDNCommonIncomingCallsBehavior INI Name: ISDNINCALLSBEHAVIOR Profile name: Digital SIP Trunk Profile

Parameter Name	Type	Provisioning Type	Default Value	Description
Outgoing Calls Behavior	Integer 0-65535	Online	0	This is the bit-field used to determine several behavior options that influence how the ISDN Stack OUTGOING calls behave. Refer to Appendix A.8 in the 'VoPLib Reference Library User's Manual'. Mib name: acTrunkISDNCommonOutgoingCallsBehav or INI Name: ISDNOUTCALLSBEHAVIOR Profile name: Digital SIP Trunk Profile
General CC Behavior;REVERSE CHAN ALLOC ALGO;CHAN ID 16 ALLOWED;USE T1 PRI;USE E1 PRI;START WITH B CHAN OOS;CHAN ALLOC LOWEST;CHAN ALLOC HIGHEST	Integer Bitmask Bitmap- 0x07E8	Online	0	This is the bit-field used to determine several general ISDN behavior options. Refer to the Appendix A.8 'ISDN Flexible Behavior' in the VoPLib Reference Library User's Manual Document #: LTRT-00740. Mib name: acTrunkISDNCommonGeneralCCBehavior INI Name: ISDNGENERALCCBEHAVIOR Profile name: Digital SIP Trunk Profile
IUA Interface ID	Integer -1- 214748364 7	Read-Only	-1	Defines the IUA trunk interface ID value - unsigned integer - in RFC 3057 - SIGTRAN. Default = 0xFFFFFFFF. Mib name: acTrunkISDNCommonIuaInterfaceId Profile name: Not Profiled
D-channel configuration	Enum: acDCH- CONFIG- PRIMARY( 0), acDCH- CONFIG- BACKUP(1 ) , acDCH- CONFIG- NFAS(2)	Online	0	Defines D-channel configuration. This setting is only applicable to ISDN PRI protocols that support NFAS and/or D-channel backup procedures.  0 = D-channel is Primary 1 = Backup 2 = NFAS Mib name: acTrunkISDNNfasDchConfig INI Name: DCHCONFIG Profile name: Digital SIP Trunk Profile
ISDN NFAS Interface ID	Integer 0-255	Online	0	Defines the Interface ID. Works with NS_EXPLICIT_INTERFACE_ID. Refer to the VoPLib documentation(ISDN Flexible Behavior). Default = (unsigned char)-1.  Range = 0 to 255 Mib name: acTrunkISDNNfasInterfaceId INI Name: ISDNNFASINTERFACEID Profile name: Not Profiled

Parameter Name	Type	Provisioning Type	Default Value	Description
Group Number	Integer 0-12	Online	0	Relevant only for T1 ISDN NFAS trunks indicates the group number of the NFAS group. ;Valid NFAS group numbers are only 1 to 9, 0 indicating that this trunk is not NFAS (in this case the ISDNNFASInterfaceID and DchConfig parameters are ignored). Mib name: acTrunkISDNnfasGroupNumber INI Name: NFASGROUPNUMBER Profile name: Digital SIP Trunk Profile
Duplicate Q931 Buff Mode	Integer 0-255	Online	0	Activates / de-activates delivery of raw Q.931 messages. Refer to the VoPLib documentation ('ISDN Flexible Behavior'). Mib name: acTrunkISDNCommonDuplicateQ931BuffMode INI Name: ISDNDUPLICATEQ931BUFFMODE Profile name: Digital SIP Trunk Profile
NS Extension Behavior Bits;ANY UII;DISPLAY;FACILITY REJECT	Integer Bitmask Bitmap- 0x058	Online	0	Bit-field used to determine several behavior options, which influence how the Q.931 protocol behaves. Refer to the VoPLib documentation (ISDN Flexible Behavior). Mib name: acTrunkISDNCommonNSBehaviour2 INI Name: ISDNNSBEHAVIOUR2 Profile name: Digital SIP Trunk Profile

### 2.58.3 Tab: Line Settings

Frame: Trunk Parameters Provisioning, Tab: Line Settings

Parameter Name	Type	Provisioning Type	Default Value	Description
Line Build Out Loss	Enum: ac0DB(0), ac7-5DB(1), ac15DB(2), ac22-5DB(3)	Online	0	Used to select the line build out loss to be used for this trunk.  0 = 0 dB 1 = 7.5 dB 2 = 15 dB 3 = 22.5 dB Mib name: acTrunkLineBuildOutLoss INI Name: LINEBUILDOUT.LOSS Profile name: Digital SIP Trunk Profile
Line Build Out Overwrite	Enum: acNO-OVERWRITE(0), acOVERWRITE(1)	Online	0	Used to overwrite the Framer's XPM registers values (these registers control the line pulse shape).  0 = No overwrite 1 = Overwrite Mib name: acTrunkLineBuildOutOverwrite INI Name: LINEBUILDOUT.OVERWRITE Profile name: Digital SIP Trunk Profile
Line Build Out XPM0	Integer 0-255	Online	0	Used to control the Framer's XPM0 register value (line pulse shape control). Applicable only when TrunkConfig.LineBuildOut.Overwrite=1. Should be used only by expert users.  Range = 0 to 255 Mib name: acTrunkLineBuildOutXPM0 INI Name: LINEBUILDOUT.XPM0 Profile name: Digital SIP Trunk Profile
Line Build Out XPM1	Integer 0-255	Online	0	Used to control the Framer's XPM1 register value (line pulse shape control). Applicable only when TrunkConfig.LineBuildOut.Overwrite=1. Should be used only by expert users.  Range = 0 to 255 Mib name: acTrunkLineBuildOutXPM1 INI Name: LINEBUILDOUT.XPM1 Profile name: Digital SIP Trunk Profile

Parameter Name	Type	Provisioning Type	Default Value	Description
Line Build Out XPM2	Integer 0-255	Online	0	<p>Used to control the Framer's XPM2 register value (line pulse shape control). Applicable only when TrunkConfig.LineBuildOut.Overwrite=1. Should be used only by expert users.</p> <p>Range = 0 to 255 Mib name: acTrunkLineBuildOutXPM2 INI Name: LINEBUILDOUT.XPM2 Profile name: Digital SIP Trunk Profile</p>

## 2.58.4 Tab: CAS Settings

Frame: Trunk Parameters Provisioning, Tab: CAS Settings

Parameter Name	Type	Provisioning Type	Default Value	Description
Trunk Cas Table Index	Integer 0-7	Online	0	This parameter determines which CAS protocol file to use on a specific trunk. The index value corresponds to the number configured for the parameter CASFileName_X. Range = not greater than the parameter defining the PSTN CAS Table Num. Mib name: acTrunkCASTablesIndex INI Name: CASTABLEINDEX Profile name: Digital SIP Trunk Profile
CAS Table per Channel	String Up to 63 chars.	Instant		Sets the Cas protocol table index per channel. User need to set each channel the table number 0-7, with comma saperator between channels: "1,3,1,3,1,3.." Mib name: acTrunkCASTablePerChannel INI Name: CASCHANNELINDEX Profile name: Digital SIP Trunk Profile

## 2.58.5 Tab: SIP Settings

Frame: Trunk Parameters Provisioning, Tab: SIP Settings

Parameter Name	Type	Provisioning Type	Default Value	Description
Progress Indicator To ISDN	Enum: NotSet(-1), LocalRB(0), RemoteRB1(1), RemoteRB8(8)	Instant	-1	Override the value of progress indicator to ISDN side in ALERT PROGRESS and PROCEEDING messages Mib name: progressIndicatorToISDNValue INI Name: PROGRESSINDICATOR2ISDN Profile name: Digital SIP Trunk Profile
Play Ring Back Tone To Tel	Enum: NotConfigured(-1), DoNotPlay(0), PlayOnLocal(1), PreferIp(2), PlayLocalUntilRemoteMediaArrives(3)	Instant	2	Enable ringback tone playing towards trunk side. Refer to User's Manual for details Mib name: playRBToneToTrunkValue INI Name: PLAYRBTONE2TRUNK Profile name: Digital SIP Trunk Profile
Transfer Capability To ISDN	Enum: DoNotOverwrite(-1), Modem(0), Voice(1), Data(2), Audio(3)	Instant	0	Send transfer capability to ISDN side on setup message -1:Do not Overwrite 0:Audio 3.1 1:Speech 2:Data 3:Audio Mib name: iSDNTransferCapabilityValue INI Name: ISDNTRANSFERCAPABILITY Profile name: Digital SIP Trunk Profile
Local ISDN RB Source	Enum: pbx(0), gateway(1)	Instant	0	If the ringback tone source is not IP, who should supply the Ringback tone. 0 - PBX/PSTN (default) ; 1- GW Mib name: localISDNRBSrcValue INI Name: LOCALISDNRBSOURCE Profile name: Digital SIP Trunk Profile
PI For Disconnect Msg	Integer -1-8	Instant	-1	Configure PIForDisconnectMsg in order to overwrite PI value received in ISDN Disconnect message Mib name: pIForDisconnectMsgValue INI Name: PIFORDISCONNECTMSG Profile name: Digital SIP Trunk Profile



Parameter Name	Type	Provisioning Type	Default Value	Description
Trunk Transfer Mode	Enum: none(0), casNFA(1), iSDN(2), casNormal(3), QSIGSingleStep(4), QSIGPathReplacement(5)	Instant	0	The type of transfer the PSTN/PBX supports Mib name: trunkTransferMode INI Name: TRUNKTRANSFERMODE Profile name: Digital SIP Trunk Profile
PSTN Alert Timeout Value	Integer -1-600	Instant	-1	Max time (in seconds) to wait for connect from PSTN Mib name: pSTNAlertTimeoutValue INI Name: TRUNKPSTNALERTTIMEOUT Profile name: Digital SIP Trunk Profile
RTP Only Mode For Trunk	Enum: NotConfigured(-1), Disable(0), TransmitReceive(1), TransmitOnly(2), ReceiveOnly(3)	Instant	-1	immediately. -1 - takes the RTPONLYMODE global value per gatewa 0 - regular call establishment. 1 - The RTP channel open for Rx And Tx. 2-The RTP channel open only for Tx 3 -The RTP channel open only fo Rx Mib name: rtpOnlyModeForTrunkRtpOnlyModeForTrunk INI Name: RTPONLYMODEFORTRUNK Profile name: Digital SIP Trunk Profile
B Channel Negotiation For Trunk Mode	Enum: NotConfigured(-1), Preferred(0), Exclusive(1), Any(2)	Instant	0	ISDN B-Channel negotiation mode for trunk put MODE_NOT_SET (-1) to use BCHANNELNEGOTIATION per Gateway Mib name: acBChannelNegotiationForTrunkMode INI Name: BCHANNELNEGOTIATIONFORTRUNK Profile name: Digital SIP Trunk Profile
Digital OOS Behavior For Trunk Value	Enum: NotConfigured(-1), default(0), Service(1), dChannel(2), Alarm(3), Block(4)	Instant	-1	Digital OOS Behavior for trunk put OOS_NOT_SET (-1) to use DIGITALOOSBEHAVIOR per Gateway Mib name: acDigitalOOSBehaviorForTrunkValue INI Name: DIGITALOOSBEHAVIORFORTRUNK Profile name: Digital SIP Trunk Profile

Parameter Name	Type	Provisioning Type	Default Value	Description
Remove Calling Name For Trunk Mode	Enum: NotConfigured(-1), Disable(0), Enable(1)	Instant	0	Remove Calling Name For Trunk table .Set (-1) to use the global parameter digitalGWextRemoveCallingName. Mib name: acRemoveCallingNameForTrunkMode INI Name: REMOVECALLINGNAMEFORTRUNK Profile name: Digital SIP Trunk Profile
Call Rerouting Mode	Enum: none(0), isdnReroutingEnabled(1)	Instant	0	Call Rerouting Mode. Set to 1 to enable ISDN call rerouting Mib name: acCallReroutingModeForTrunkMode INI Name: CALLREROUTINGMODE Profile name: Digital SIP Trunk Profile

## 2.59 Frame: UAL Group

### 2.59.1 Tab: General Info

Frame: UAL Group , Tab: General Info

Parameter Name	Type	Provisioning Type	Default Value	Description
ID	Integer 0-65534	Online	0	SS7 (Signaling System 7) SIGTRAN (Signaling Transport) Interface Group Id. Mib name: acSS7SigTranIFGroupId INI Name: SS7_IF_GR_ID Profile name: Not Profiled
Sg Mgc	Enum: nat(1), mgc(77), sg(83)	Online	0	Interface Group function - Signaling Gateway (SG) or Media Gateway Controller (MGC). Mib name: acSS7SigTranIFGroupSgMgc INI Name: SS7_SIG_SG_MGC Profile name: Not Profiled
Signaling Layer	Enum: noLayer(0), iua(1), m2ua(2), m3ua(3), m2tunnel(4), dua(6)	Online	0	UAL type of interface group: 0 = none 1 = iua 2 = m2ua 3 = m3ua 4 = m2tunnel 6 = dua. Mib name: acSS7SigTranIFGroupSignalingLayer INI Name: SS7_SIG_LAYER Profile name: Not Profiled
Traf Mode	Enum: override(1), loadShare(2), broadcast(3)	Online	1	Traffic mode of interface group. Mib name: acSS7SigTranIFGroupTrafMode INI Name: SS7_SIG_TRAF_MODE Profile name: Not Profiled
Recov Timer	Integer 0-10000000	Online	0	T(r) - recovery timer (in msec) of interface group. Mib name: acSS7SigTranIFGroupRecovTimer INI Name: SS7_SIG_T_REC Profile name: Not Profiled
Ack Timer	Integer 0-10000000	Online	0	T(ack) - wait timer for ASP_UP_ACK (in msec) of interface group. Mib name: acSS7SigTranIFGroupAckTimer INI Name: SS7_SIG_T_ACK Profile name: Not Profiled
HB Timer	Integer 0-10000000	Online	0	T(beat) - Heartbeat Timer (in msec) of interface group. Mib name: acSS7SigTranIFGroupHBTTimer INI Name: SS7_SIG_T_HB Profile name: Not Profiled

Parameter Name	Type	Provisioning Type	Default Value	Description
Min Asp	Integer 1-10	Online	1	Minimal ASP (Application Server Process) number in interface group(minimum = 1). Mib name: acSS7SigTranIFGroupMinAsp INI Name: SS7_SIG_MIN_ASP Profile name: Not Profiled
Behavior	Integer 0-2147483647	Online	0	Behavior bit of interface group. Mib name: acSS7SigTranIFGroupBehavior INI Name: SS7_SIG_BEHAVIOUR Profile name: Not Profiled
SCTP Inst	Integer 0-65534	Read-Only	0	SCTP (Stream Control Transmission Protocol) instance of interface group. Mib name: acSS7SigTranIFGroupSCTPInst INI Name: SS7_SCTP_INSTANCE Profile name: Not Profiled
SCTP Local Port	Integer 0-2147483647	Online	0	Local SCTP (Stream Control Transmission Protocol) port of interface group. Mib name: acSS7SigTranIFGroupSCTPLocalPort INI Name: SS7_LOCAL_SCTP_PORT Profile name: Not Profiled
Network	Enum: itu(1), ansi(2), china(3)	Online	0	Network variant of interface group. Mib name: acSS7SigTranIFGroupNetwork INI Name: SS7_SIG_NETWORK Profile name: Not Profiled
SCTP Dest Port	Integer 0-65534	Online	0	Destination SCTP (Stream Control Transmission Protocol) port. Mib name: acSS7SigTranIFGroupSCTPDestPort INI Name: SS7_DEST_SCTP_PORT Profile name: Not Profiled
Dest Ip	IPAddress	Online		Destination SCTP (Stream Control Transmission Protocol) IP address. Mib name: acSS7SigTranIFGroupDestIp INI Name: SS7_DEST_IP Profile name: Not Profiled
SCTP Max Inband Streams	Integer 2-65534	Online	2	Maximum inbound streams in interface group. Mib name: acSS7SigTranIFGroupSCTPMaxInbStreams INI Name: SS7_MGC_MX_IN_STREAM Profile name: Not Profiled
SCTP Max Outband Streams	Integer 2-65534	Online	2	Number of output streams required in interface group. Mib name: acSS7SigTranIFGroupSCTPMaxOutbStreams INI Name: SS7_MGC_NUM_OUT_STREAM Profile name: Not Profiled

Parameter Name	Type	Provisioning Type	Default Value	Description
Rdcy Board Num	Integer 0-255	Online	0	This parameter is used to specify the SIGTRAN (Signaling Transport) group redundancy board number. Mib name: acSS7SigTranIFGroupRdcyBoardNum INI Name: RDCYBOARDNUM Profile name: Not Profiled
Routing Context Index	Integer -1-15	Online	-1	Entry in Routing Context table, that contains the routing context rules for this interface group. Mib name: acSS7SigTranIFGroupRoutingContextIndex INI Name: SS7_SIG_RC_INDEX Profile name: Not Profiled
Routing Context Value	Integer -1-2147483647	Online	-1	Routing context value for this interface group (AS). Mib name: acSS7SigTranIFGroupRoutingContextValue INI Name: SS7_SIG_RC_VALUE Profile name: Not Profiled
Network Appearance	Integer -1-2147483647	Online	-1	Network Appearance value for this interface group (AS). Mib name: acSS7SigTranIFGroupNetworkAppearance INI Name: SS7_SIG_NETWORK_APPEARANCE Profile name: Not Profiled

## 2.60 Frame: UAL Interface

### 2.60.1 Tab: UAL Interface

Frame: UAL Interface, Tab: UAL Interface

Parameter Name	Type	Provisioning Type	Default Value	Description
Value	Integer 0-2147483647	Online	0	SS7 (Signaling System 7) SIGTRAN (Signaling Transport) interface ID value. Mib name: acSS7SigTranIFIDValue INI Name: SS7_SIG_IF_ID_VALUE Profile name: Not Profiled
Name	String Up to 15 chars.	Online		SS7 (Signaling System 7) SIGTRAN (Signaling Transport) interface ID name (text string). Mib name: acSS7SigTranIFIDName INI Name: SS7_SIG_IF_ID_NAME Profile name: Not Profiled
Owner Group	Integer -1-65534	Online	-1	Owner group of interface id. Mib name: acSS7SigTranIFIDOwnerGroup INI Name: SS7_SIG_IF_ID_OWNER_GROUP Profile name: Not Profiled
Signaling Layer	Enum: noLayer(0), iua(1), m2ua(2), m2tunnel(4), dua(6)	Online	-1	UAL Type of interface id: 0 = none 1 = iua 2 = m2ua 4 = m2tunnel 6 = dua Mib name: acSS7SigTranIFIDSignalingLayer INI Name: SS7_SIG_IF_ID_LAYER Profile name: Not Profiled
Nai	Integer -2-124	Online	-2	NAI of interface id. Mib name: acSS7SigTranIFIDNai INI Name: SS7_SIG_IF_ID_NAI Profile name: Not Profiled

## 2.61 Frame: Voice Quality Rules

### 2.61.1 Tab: Voice Quality Rules

Frame: Voice Quality Rules, Tab: Voice Quality Rules

Parameter Name	Type	Provisioning Type	Default Value	Description
Monitored Param	Enum: Mos(0), Delay(1), PacketLoss(2), Jitter(3), Rerl(4)	Online	0	MonitoredParam Mib name: acCPQOERulesMonitoredParam INI Name: QOERULES_MONITOREDPARAM Profile name: Not Profiled
Direction	Enum: DeviceSide(0), RemoteSide(1)	Online	0	Whether the paramter is monitored on the remote or local side. Mib name: acCPQOERulesDirection INI Name: QOERULES_DIRECTION Profile name: Not Profiled
Profile	Enum: noProfile(0), lowSensitivity(1), defaultSensitivity(2), highSensitivity(3)	Online	2	Profile Mib name: acCPQOERulesProfile INI Name: QOERULES_PROFILE Profile name: Not Profiled
Green Yellow Threshold	Integer 0-4294967295	Online	0	GreenYellowThreshold Mib name: acCPQOERulesGreenYellowThreshold INI Name: QOERULES_GREENYELLOWTHRESHOLD Profile name: Not Profiled
Green Yellow Hystersis	Integer 0-4294967295	Online	0	GreenYellowHystersis Mib name: acCPQOERulesGreenYellowHystersis INI Name: QOERULES_GREENYELLOWHYSTERESIS Profile name: Not Profiled
Yellow Red Threshold	Integer 0-4294967295	Online	0	YellowRedThreshold Mib name: acCPQOERulesYellowRedThreshold INI Name: QOERULES_YELLOWREDTHRESHOLD Profile name: Not Profiled
Yellow Red Hystersis	Integer 0-4294967295	Online	0	YellowRedHystersis Mib name: acCPQOERulesYellowRedHystersis INI Name: QOERULES_YELLOWREDHYSTERESIS Profile name: Not Profiled
MEGACO				

Parameter Name	Type	Provisioning Type	Default Value	Description
Green Yellow Operation	Enum: Notify(1), Activate2198(2)	Online	1	The operation upon crossing green to yellow threshold. Mib name: acCPQOERulesGreenYellowOperation INI Name: QOERULES_GREENYELLOWOPERATION Profile name: Not Profiled
Green Yellow Operation Details	Integer 0-255	Online	1	The specific details for the operation (relevant to Activate2198 only). Mib name: acCPQOERulesGreenYellowOperationDetails INI Name: QOERULES_GREENYELLOWOPERATIONDETAILS Profile name: Not Profiled
Yellow Red Operation	Enum: Notify(1), Activate2198(2)	Online	1	The operation upon crossing yellow to red threshold. Mib name: acCPQOERulesYellowRedOperation INI Name: QOERULES_YELLOWREDOPERATION Profile name: Not Profiled
Yellow Red Operation Details	Integer 0-255	Online	1	The specific details for the operation (relevant to Activate2198 only). Mib name: acCPQOERulesYellowRedOperationDetails INI Name: QOERULES_YELLOWREDOPERATIONDETAILS Profile name: Not Profiled



## 2.62 Frame: Web Provisioning

### 2.62.1 Tab: Access Settings

Frame: Web Provisioning, Tab: Access Settings

Parameter Name	Type	Provisioning Type	Default Value	Description
Index	Enum: administrator(0), monitoringLevel(1)	Read-Only	1	WEB Access index Mib name: acSysWEBAccessIndex Profile name: Not Profiled
Disable WEB Config	Enum: Enable(0), Disable(1)	Offline	0	Enables or disables Web Configuration. 0 = Read And Write mode (default) 1 = Read Only mode Mib name: acSysWEBConfigDisable INI Name: DISABLEWEBCONFIG Profile name: Not Profiled
User Name	String	Instant	60	WEB Basic user name. Range = String[26] Mib name: acSysWEBAccessUserName INI Name: WEBACCESSUSERNAME Profile name: Not Profiled
HTTPS Only	Enum: disable(0), enable(1)	Offline	0	Use this parameter to allow only HTTPS connections (force security). When set to 1, unencrypted HTTP (normally, port 80) is blocked. Mib name: acSysWEBHTTPSONly INI Name: HTTPSONLY Profile name: Not Profiled
User Code	String	Instant	60	WEB Basic userAccess Mib name: acSysWEBAccessUserCode INI Name: WEBACCESSUSERCODE Profile name: Not Profiled
HTTPS Port	Integer 0-65535	Offline	443	Determine the local Secure HTTPS port of the device. The default port is 443. Range = 1-65535 (other restrictions may apply in this range) Mib name: acSysWEBHTTPSPort INI Name: HTTPSPORT Profile name: Not Profiled

Parameter Name	Type	Provisioning Type	Default Value	Description
Web Authentication Mode	Enum: BasicMode(0), DigestModeWhenPossible(1), DigestModeHTTPOnly(2)	Instant	1	<p>Selects HTTP basic (clear text) or digest (MD5) authentication for the web interface.</p> <p>When set to 0, basic authentication (clear text) will be used.</p> <p>When set to 1, digest authentication (MD5) will be used.</p> <p>When set to 2, digest authentication (MD5) will be used for HTTP, while basic authentication will be used for HTTPS.</p> <p>Note that turning on RADIUS login forces basic authentication.</p> <p>Mib name: acSysWEBAccessWebAuthMode INI Name: WEBAUTHMODE Profile name: Not Profiled</p>
Web Use Radius Login	Enum: disable(0), enable(1)	Instant	0	<p>Uses the RADIUS (Remote Authentication Dial-In User Server/Service) for Web interface authentication.</p> <p>Make sure that ENABLERADIUS is on.</p> <p>Use of this parameter without HTTPSONLY = 1 is not recommended.</p> <p>Mib name: acSysWEBWebUseRadiusLogin INI Name: WEBRADIUSLOGIN Profile name: Not Profiled</p>
WEB Deny Authentication Timer	Integer 0-86400	Online	0	<p>Defines the time the next authentication attempt from the last authentication failed IP should be denied.</p> <p>The range can be any value from 0 - 86400 in seconds</p> <p>Mib name: acSysWEBDenyAuthenticationTimer INI Name: DENYAUTHENTICATIONTIMER Profile name: Not Profiled</p>

## 2.62.2 Tab: Access Addresses

Frame: Web Provisioning, Tab: Access Addresses

Parameter Name	Type	Provisioning Type	Default Value	Description
Index	Integer 0-9	Read-Only	1	WEB ACL (Access Control List) index. Mib name: acSysWEBACLIndex Profile name: Not Profiled
IP Address	IP Address	Instant	0	Allows IP addresses to connect to the Web interface. Set to zeroes to allow all IP addresses. Range: Valid IP address  Mib name: acSysWEBACLIP INI Name: WEBACCESSLIST Profile name: Not Profiled

**Reader's Notes**

### 3 Performance Monitoring Parameters

Customers are often faced with a complex VoIP network with little or no information on the status and capacities of each component in it. PM helps the system architect design a better network. PM helps operators discover malfunctioning devices before they start causing a problem on the production network.


The system provides two types of performance measurements:

- **Gauges:** Gauges represent the current state of a PM parameter in the system. Gauges, unlike counters, can decrease in value, and like counters, can increase.
- **Counters:** Counters always increase in value and are cumulative. Counters, unlike gauges, never decrease in value unless the system is reset. The counters are then zeroed.

Performance measurements are available for the EMS or for a 3rd party performance monitoring system through an SNMP interface. These measurements can be polled at scheduled intervals by an external poller or utility in a media server or another off-device system.

PM measurements can be divided into two main groups:

- **Real-Time PM Measurements** - supply the current value of the PM entity. When requested, the entity is sampled and the current value is received.
- **History PM Measurements** - supply statistical data of the PM entity during the last interval period. These measurements include the Average, Minimum and Maximum values of the entity during the last interval. The default interval length is 15 minutes.



History Performance is measured in a constant time interval of 15 minutes to which all elements in the network are synchronized. Intervals commence precisely every 15 minutes, for example, 12:00:00, 12:15:00, 12:30:00, 12:45:00, etc. This allows synchronization of several management systems to the same interval time frame. Note that the first interval after start-up is always shorter (in the example above, the first interval only lasts 6 minutes - so that a new interval can start exactly on the 15 minute interval, in this case 11:30:00). During the initial start-up interval i.e. 6 minutes in the example above, polling is not performed.

## 3.1 Frame: DS3 Monitoring (History)

### 3.1.1 Tab: DS3 Statistics

Frame: DS3 Monitoring (History), Tab: DS3 Statistics

EMS Parameter Name	RT / Hist	Gauge / Counter	Parameter Description
DS3 PESs	HIST	Gauge	The counter associated with the number of P-bit Errored Seconds. Mib name: dsx3IntervalPESs
DS3 PSESs	HIST	Gauge	The counter associated with the number of P-bit Severely Errored Seconds. Mib name: dsx3IntervalPSESs
DS3 UASs	HIST	Gauge	The counter associated with the number of Unavailable Seconds. This object may decrease if the occurrence of unavailable seconds occurs across an interval boundary. Mib name: dsx3IntervalUASs
DS3 LCVs	HIST	Gauge	The counter associated with the number of Line Coding Violations. Mib name: dsx3IntervalLCVs
DS3 PCVs	HIST	Gauge	The counter associated with the number of P-bit Coding Violations. Mib name: dsx3IntervalPCVs
DS3 LESs	HIST	Gauge	The number of Line Errored Seconds (BPVs or illegal zero sequences). Mib name: dsx3IntervalLESs
DS3 CCVs	HIST	Gauge	The number of C-bit Coding Violations. Mib name: dsx3IntervalCCVs
DS3 CESs	HIST	Gauge	The number of C-bit Errored Seconds. Mib name: dsx3IntervalCESs
DS3 CSESs	HIST	Gauge	The number of C-bit Severely Errored Seconds. Mib name: dsx3IntervalCSESs

## 3.2 Frame: DS3 Monitoring (Real-Time)

### 3.2.1 Tab: DS3 Statistics

Frame: DS3 Monitoring (Real-Time), Tab: DS3 Statistics

EMS Parameter Name	RT / Hist	Gauge / Counter	Parameter Description
DS3 PESs	RT	Gauge	The counter associated with the number of P-bit Errored Seconds. Mib name: dsx3CurrentPESs
DS3 PSESs	RT	Gauge	The counter associated with the number of P-bit Severely Errored Seconds. Mib name: dsx3CurrentPSESs
DS3 UASs	RT	Gauge	The counter associated with the number of Unavailable Seconds. Mib name: dsx3CurrentUASs
DS3 LCVs	RT	Gauge	The counter associated with the number of Line Coding Violations. Mib name: dsx3CurrentLCVs
DS3 PCVs	RT	Gauge	The counter associated with the number of P-bit Coding Violations. Mib name: dsx3CurrentPCVs
DS3 LESs	RT	Gauge	The number of Line Errored Seconds. Mib name: dsx3CurrentLESs
DS3 CCVs	RT	Gauge	The number of C-bit Coding Violations. Mib name: dsx3CurrentCCVs
DS3 CESs	RT	Gauge	The number of C-bit Errored Seconds. Mib name: dsx3CurrentCESs
DS3 CSESs	RT	Gauge	The number of C-bit Severely Errored Seconds. Mib name: dsx3CurrentCSESs

## 3.3 Frame: Fiber Group Monitoring (Real-Time)

### 3.3.1 Tab: Fiber Group Statistics

Frame: Fiber Group Monitoring (Real-Time), Tab: Fiber Group Statistics

EMS Parameter Name	RT / Hist	Gauge / Counter	Parameter Description
Section ESs	RT	Gauge	The counter associated with the number of Errored Seconds encountered by a SONET/SDH Section in the current 15 minute interval. Mib name: sonetSectionCurrentESs
Section SESs	RT	Gauge	The counter associated with the number of Severely Errored Seconds encountered by a SONET/SDH Section in the current 15 minute interval. Mib name: sonetSectionCurrentSESs
Section CVs	RT	Gauge	The counter associated with the number of Coding Violations encountered by a SONET/SDH Section in the current 15 minute interval. Mib name: sonetSectionCurrentCVs
Line ESs	RT	Gauge	The counter associated with the number of Errored Seconds encountered by a SONET/SDH Line in the current 15 minute interval. Mib name: sonetLineCurrentESs
Line SESs	RT	Gauge	The counter associated with the number of Severely Errored Seconds encountered by a SONET/SDH Line in the current 15 minute interval. Mib name: sonetLineCurrentSESs
Line CVs	RT	Gauge	The counter associated with the number of Coding Violations encountered by a SONET/SDH Line in the current 15 minute interval. Mib name: sonetLineCurrentCVs
Line UASs	RT	Gauge	The counter associated with the number of Unavailable Seconds encountered by a SONET/SDH Line in the current 15 minute interval. Mib name: sonetLineCurrentUASs
Path ESs	RT	Gauge	The counter associated with the number of Errored Seconds encountered by a SONET/SDH Path in the current 15 minute interval. Mib name: sonetPathCurrentESs
Path SESs	RT	Gauge	The counter associated with the number of Severely Errored Seconds encountered by a SONET/SDH Path in the current 15 minute interval. Mib name: sonetPathCurrentSESs
Path CVs	RT	Gauge	The counter associated with the number of Coding Violations encountered by a SONET/SDH Path in the current 15 minute interval. Mib name: sonetPathCurrentCVs



EMS Parameter Name	RT / Hist	Gauge / Counter	Parameter Description
Path UASs	RT	Gauge	The counter associated with the number of Unavailable Seconds encountered by a Path in the current 15 minute interval. Mib name: sonetPathCurrentUASs

## 3.4 Frame: Gateway System Monitoring (Configuration)

### 3.4.1 Tab: System IP

Frame: Gateway System Monitoring (Configuration), Tab: System IP

EMS Parameter Name	RT / Hist	Gauge / Counter	Parameter Description
Number of Outgoing KBytes	HIST	Counter	Counts the total number of outgoing Kbytes (1000 bytes) from the interface during the last interval. Mib name: acPMNetUtilKBytesVolumeTx
Number of Incoming KBytes	HIST	Counter	Counts the total number of Kbytes (1000 bytes) received on the interface, including those received in error, during the last interval. Mib name: acPMNetUtilKBytesVolumeRx
Number of Outgoing Pkts	HIST	Counter	Counts the total number of outgoing Packets from the interface during the last interval. Mib name: acPMNetUtilPacketsVolumeTx
Number of Incoming Pkts	HIST	Counter	Counts the total number of Packets received on the interface, including those received in error, during the last interval. Mib name: acPMNetUtilPacketsVolumeRx
Number of Incoming Discarded Pkts	HIST	Counter	Counts the total number of malformed IP Packets received on the interface during the last interval. These are packets which are corrupted or discarded due to errors in their IP headers, including bad checksums, version number mismatch, other format errors, time-to-live exceeded, errors discovered in processing their IP options, etc. Mib name: acPMNetUtilDiscardedPacketsVal

### 3.4.2 Tab: VoP Call Statistics

Frame: Gateway System Monitoring (Configuration), Tab: VoP Call Statistics

EMS Parameter Name	RT / Hist	Gauge / Counter	Parameter Description
Num of Active Contexts Avg	HIST	Gauge	Indicates the average number of voice calls connected on the gateway since the last clear. Mib name: acPMActiveContextCountAverage
Num of Active Contexts Min	HIST	Gauge	Indicates the minimum number of voice calls connected on the gateway since the last clear. Mib name: acPMActiveContextCountMin
Num of Active Contexts Max	HIST	Gauge	Indicates the maximum number of voice calls connected on the gateway since the last clear. Mib name: acPMActiveContextCountMax
G711 Active Calls Avg	HIST	Gauge	Indicates the average number of G.711 calls present on the TPM. Mib name: acPMChannelsPerCoderAverageG711
G723 Active Calls Avg	HIST	Gauge	Indicates the average number of G.723 calls present on the TPM. This attribute is only displayed if the G.723 Codec is provisioned on the DSP template. Mib name: acPMChannelsPerCoderAverageG723
G728 Active Calls Avg	HIST	Gauge	Indicates the average number of G.728 calls present on the TPM. This attribute is only displayed if the G.728 Codec is provisioned on the DSP template. Mib name: acPMChannelsPerCoderAverageG728
G729a Active Calls Avg	HIST	Gauge	Indicates the average number of G.729a calls present on the TPM. This attribute is only displayed if the G.729a Codec is provisioned on the DSP. Mib name: acPMChannelsPerCoderAverageG729a
G729e Active Calls Avg	HIST	Gauge	Indicates the average number of G.729e calls present on the TPM. This attribute is only displayed if the G.729e Codec is provisioned on the DSP template. Mib name: acPMChannelsPerCoderAverageG729e
AMR Active Calls Avg	HIST	Gauge	Indicates the average number of AMR calls present on the TPM. This attribute is only displayed if the AMR Codec is provisioned on the DSP template. Mib name: acPMChannelsPerCoderAverageAMR
EVRC Active Calls Avg	HIST	Gauge	Indicates the average number of EVRC calls present on the TPM. This attribute is only displayed if the EVRC Codec is provisioned on the DSP template. Mib name: acPMChannelsPerCoderAverageEVRC
Rx RTP Packet Loss Max	HIST	Gauge	Indicates the Max Rx RTP Packet loss (reported by RTCP) per TPM, up to this point in time during the collection interval, as indicated by the time Interval. Mib name: acPMModuleRTTPacketLossRxMax
Tx RTP Packet Loss Max	HIST	Gauge	Indicates the Max Tx RTP Packet loss (reported by RTCP) per TPM, up to this point in time during the collection interval, as indicated by the time Interval. Mib name: acPMModuleRTTPacketLossTxMax

EMS Parameter Name	RT / Hist	Gauge / Counter	Parameter Description
RTP delay Average	HIST	Gauge	Indicates the average RTP packets delay per TPM, up to this point in time during the collection interval, as indicated by the time Interval. Mib name: acPModulePacketDelayAverage
RTP delay Max	HIST	Gauge	Indicates the maximum RTP packets delay per TPM, up to this point in time during the collection interval, as indicated by the time Interval. Mib name: acPModulePacketDelayMax
RTP delay Min	HIST	Gauge	Indicates the minimum RTP packets delay per TPM, up to this point in time during the collection interval, as indicated by the time Interval. Mib name: acPModulePacketDelayMin
RTP jitter Average	HIST	Gauge	Indicates the average RTP packets jitter per TPM, up to this point in time during the collection interval, as indicated by the time Interval. Mib name: acPModulePacketJitterAverage
RTP jitter Min	HIST	Gauge	Indicates the minimum RTP packets jitter per TPM, up to this point in time during the collection interval, as indicated by the time Interval. Mib name: acPModulePacketJitterMin
RTP jitter Max	HIST	Gauge	Indicates the maximum RTP packets jitter per TPM, up to this point in time during the collection interval, as indicated by the time Interval. Mib name: acPModulePacketJitterMax
Rx RTP Bytes Max	HIST	Gauge	Indicates the Max Tx RTP Bytes per TPM, up to this point in time during the collection interval, as indicated by the time Interval. Mib name: acPModuleRTPBytesRxMax
Tx RTP Bytes Max	HIST	Gauge	Indicates the Max Rx RTP Bytes per TPM, up to this point in time during the collection interval, as indicated by the time Interval. Mib name: acPModuleRTPBytesTxMax
Rx RTP Packets Max	HIST	Gauge	Indicates the Max Rx RTP Packets per TPM, up to this point in time during the collection interval, as indicated by the time Interval. Mib name: acPModuleRTPPacketsRxMax
Tx RTP Packets Max	HIST	Gauge	Indicates the Max Tx RTP Packets per TPM, up to this point in time during the collection interval, as indicated by the time Interval. Mib name: acPModuleRTPPacketsTxMax
RTCP XR Average Conversational R Factor	HIST	Gauge	Average conversational R factor. Mib name: rtcpxrHistoryAvgRCQ
RTCP XR Maximum Conversational R Factor	HIST	Gauge	Maximum conversational R factor. Mib name: rtcpxrHistoryMaxRCQ
RTCP XR Minimum Conversational R Factor	HIST	Gauge	Minimum conversational R factor. Mib name: rtcpxrHistoryMinRCQ

### 3.4.3 Tab: Common Control

Frame: Gateway System Monitoring (Configuration), Tab: Common Control

EMS Parameter Name	RT / Hist	Gauge / Counter	Parameter Description
Lifetime in seconds Avg	HIST	Counter	Indicates the Connection lifetime, in seconds. Mib name: acPMCPConnectionLifetimeAverage
Lifetime in seconds Min	HIST	Counter	Indicates the Connection lifetime, in seconds. Mib name: acPMCPConnectionLifetimeMin
Lifetime in seconds Max	HIST	Counter	Indicates the Connection lifetime, in seconds. Mib name: acPMCPConnectionLifetimeMax
MGC response counters	HIST	Counter	Indicates the MGC response counters. Mib name: acPMCPCommandCounterValRx
MGC command counters	HIST	Counter	Indicates the MGC command counters. Mib name: acPMCPCommandCounterValTx
MGC Rx retransmissions	HIST	Counter	Counts the number of incoming retransmissions. Mib name: acPMCPRetransmissionCountValRx
MGC Tx retransmissions	HIST	Counter	Counts the number of transactions retransmissions sent from the board. Mib name: acPMCPRetransmissionCountValTx
Call Attempts Per Sec Average	HIST	Counter	Average of call attempts (successful and unsuccessful) per second, during last interval. Mib name: acPMCPCallAttemptsPerSecAverage
Call Attempts Per Sec Max	HIST	Counter	Maximum of call attempts (successful and unsuccessful) per second, during last interval. Mib name: acPMCPCallAttemptsPerSecMax
Call Attempts Per Sec Min	HIST	Counter	Minimum of call attempts (successful and unsuccessful) per second, during last interval. Mib name: acPMCPCallAttemptsPerSecMin

### 3.4.4 Tab: MEGACO Control

Frame: Gateway System Monitoring (Configuration), Tab: MEGACO Control

EMS Parameter Name	RT / Hist	Gauge / Counter	Parameter Description
[H.248] Num of Active Contexts Avg	HIST	Gauge	Indicates the Average number of H.248 active contexts incorporating at least 1 Termination, per TPM, during the last interval. Mib name: acPMActiveContextCountAverageMegaco
[H.248] Num of Active Contexts Min	HIST	Gauge	Indicates the Minimum number of H.248 active contexts incorporating at least 1 Termination, per TPM, during the last interval. Mib name: acPMActiveContextCountMinMegaco
[H.248] Num of Active Contexts Max	HIST	Gauge	Indicates the Maximum number of H.248 active contexts incorporating at least 1 Termination, per TPM, during the last interval. Mib name: acPMActiveContextCountMaxMegaco
[H.248] Service Change Command - Disconnected	HIST	Counter	Counts the Disconnected service change commands sent (excluding retransmission) to the current MGC, during last interval. Mib name: acPMMegacoServiceChangeCountValdisconnected
[H.248] Service Change Command - Restart	HIST	Counter	Counts the Restart service change commands (excluding retransmission) sent to the current MGC, during the last interval. Mib name: acPMMegacoServiceChangeCountValrestart
[H.248] Service Change Command - Forced	HIST	Counter	Counts the Forced service change commands sent (excluding retransmission) to the current MGC, during the last interval. Mib name: acPMMegacoServiceChangeCountValforced
[H.248] Service Change Command - Graceful	HIST	Counter	Counts the Graceful service change commands sent (excluding retransmission) to the current MGC, during the last interval. Mib name: acPMMegacoServiceChangeCountValgraceful
[H.248] Service Change Command - FailOver	HIST	Counter	Counts the number of times the TPM performed failover procedures and attempted contact with another controller, during the last interval. Mib name: acPMMegacoServiceChangeCountValfailOver
[H.248] Service Change Command - Handoff	HIST	Counter	Counts the number of times the TPM performed Handoff procedures and attempted contact with another controller during the last interval. Mib name: acPMMegacoServiceChangeCountValhandoff
Success [H.248] Add	HIST	Counter	Counts the number of successful Add commands, during the last interval. Mib name: acPMCPCmdSuccessCountValAdd

EMS Parameter Name	RT / Hist	Gauge / Counter	Parameter Description
Success [H.248] Move	HIST	Counter	Counts the number of successful Move commands, during the last interval. Mib name: acPMCPCmdSuccessCountValMove
Success [H.248] Modify	HIST	Counter	Counts the number of successful Modify commands, during the last interval. Mib name: acPMCPCmdSuccessCountValModify
Success [H.248] Subtract	HIST	Counter	Counts the number of successful Subtract commands, during the last interval. Mib name: acPMCPCmdSuccessCountValSubtract
Success [H.248] Service Change	HIST	Counter	Counts the number of successful Service Change commands, during the last interval. Mib name: acPMCPCmdSuccessCountValSc
Success [H.248] Audit-Value	HIST	Counter	Counts the number of successful Audit Value commands, during the last interval. Mib name: acPMCPCmdSuccessCountValAuditValue
Success [H.248] Audit-Capabilities	HIST	Counter	Counts the number of successful Audit Capabilities commands, during the last interval. Mib name: acPMCPCmdSuccessCountValAuditCap
Success [H.248] Notify	HIST	Counter	Counts the number of successful Notify commands, during the last interval. Mib name: acPMCPCmdSuccessCountValNotify
Failed [H.248] Add	HIST	Counter	Counts the number of Add commands failure, during the last interval. Mib name: acPMCPCmdFailureCountValAdd
Failed [H.248] Move	HIST	Counter	Counts the number of Move commands failure, during the last interval. Mib name: acPMCPCmdFailureCountValMove
Failed [H.248] Modify	HIST	Counter	Counts the number of Modify commands failure, during the last interval. Mib name: acPMCPCmdFailureCountValModify
Failed [H.248] Subtract	HIST	Counter	Counts the number of Subtract commands failure, during the last interval. Mib name: acPMCPCmdFailureCountValSubtract
Failed [H.248] Service Change	HIST	Counter	Counts the number of Service Change commands failure, during the last interval. Mib name: acPMCPCmdFailureCountValSc
Failed [H.248] Audit-Value	HIST	Counter	Counts the number of Audit Value commands failure, during the last interval. Mib name: acPMCPCmdFailureCountValAuditValue
Failed [H.248] Audit-Capabilities	HIST	Counter	Counts the number of Audit Capabilities commands failure, during the last interval. Mib name: acPMCPCmdFailureCountValAuditCap
Failed [H.248] Notify	HIST	Counter	Counts the number of Notify commands failure, during the last interval. Mib name: acPMCPCmdFailureCountValNotify

### 3.4.5 Tab: MGCP Control

Frame: Gateway System Monitoring (Configuration), Tab: MGCP Control

EMS Parameter Name	RT / Hist	Gauge / Counter	Parameter Description
[MGCP] Num of Active Contexts Avg	HIST	Gauge	Indicates the Average number of MGCP active contexts incorporating at least 1 Termination, per TPM, during the last interval. Mib name: acPMAActiveContextCountAverageMgcp
[MGCP] Num of Active Contexts Min	HIST	Gauge	Indicates the Minimum number of MGCP active contexts incorporating at least 1 Termination, per TPM, during the last interval. Mib name: acPMAActiveContextCountMinMgcp
[MGCP] Num of Active Contexts Max	HIST	Gauge	Indicates the Maximum number of MGCP active contexts incorporating at least 1 Termination, per TPM, during the last interval. Mib name: acPMAActiveContextCountMaxMgcp
[MGCP] RSIP Command - Disconnected	HIST	Counter	Counts the Disconnected service change commands sent (excluding retransmission) to the current MGC, during the last interval. Mib name: acPMMGCPRsipReasonCountValDisconnected
[MGCP] RSIP Command - Restart	HIST	Counter	Counts the Restart service change commands (excluding retransmission) sent to the current MGC, during the last interval. Mib name: acPMMGCPRsipReasonCountValRestart
[MGCP] RSIP Command - Forced	HIST	Counter	Counts the Forced service change commands sent (excluding retransmission) to the current MGC, during the last interval. Mib name: acPMMGCPRsipReasonCountValForced
[MGCP] RSIP Command - Graceful	HIST	Counter	Counts the Graceful service change commands sent (excluding retransmission) to the current MGC, during the last interval. Mib name: acPMMGCPRsipReasonCountValGraceful
Success [MGCP] Endpoint Configuration Command	HIST	Counter	Counts the number of successful Endpoint Conf commands, during the last interval. Mib name: acPMMGCPCommandSuccessCountValAdd
Success [MGCP] Create Connection Command	HIST	Counter	Counts the number of successful Create Connection commands, during the last interval. Mib name: acPMMGCPCommandSuccessCountValMove
Success [MGCP] Modify Connection Command	HIST	Counter	Counts the number of successful Modify commands, during the last interval. Mib name: acPMMGCPCommandSuccessCountValModify
Success [MGCP] Delete Connection Command	HIST	Counter	Counts the number of successful Delete Connection commands, during the last interval. Mib name: acPMMGCPCommandSuccessCountValSubtract

EMS Parameter Name	RT / Hist	Gauge / Counter	Parameter Description
Success [MGCP] Notification Request Command	HIST	Counter	Counts the number of successful Notification Request commands, during the last interval. Mib name: acPMMGCPCommandSuccessCountValSc
Success [MGCP] Notify Command	HIST	Counter	Counts the number of successful Notify commands, during the last interval. Mib name: acPMMGCPCommandSuccessCountValAuditValue
Success [MGCP] Audit-Endpoint Command	HIST	Counter	Counts the number of successful Audit Endpoint commands, during the last interval. Mib name: acPMMGCPCommandSuccessCountValAuditCap
Success [MGCP] Audit Connection Command	HIST	Counter	Counts the number of successful Audit Connection commands, during the last interval. Mib name: acPMMGCPCommandSuccessCountValNotify
Failed [MGCP] Endpoint Configuration Command	HIST	Counter	Counts the number of Endpoint Conf commands failure, during the last interval. Mib name: acPMMGCPCommandFailureCountValAdd
Failed [MGCP] Create Connection Command	HIST	Counter	Counts the number of Create Connection commands failure, during the last interval. Mib name: acPMMGCPCommandFailureCountValMove
Failed [MGCP] Modify Connection Command	HIST	Counter	Counts the number of Modify commands failure, during the last interval. Mib name: acPMMGCPCommandFailureCountValModify
Failed [MGCP] Delete Connection Command	HIST	Counter	Counts the number of Delete Connection commands failure, during the last interval. Mib name: acPMMGCPCommandFailureCountValSubtract
Failed [MGCP] Notification Request Command	HIST	Counter	Counts the number of Notification Request commands failure, during the last interval. Mib name: acPMMGCPCommandFailureCountValSc
Failed [MGCP] Notify Command	HIST	Counter	Counts the number of Notify commands failure, during the last interval. Mib name: acPMMGCPCommandFailureCountValAuditValue
Failed [MGCP] Audit-Endpoint Command	HIST	Counter	Counts the number of Audit Endpoint commands failure, during the last interval. Mib name: acPMMGCPCommandFailureCountValAuditCap
Failed [MGCP] Audit-Connection Command	HIST	Counter	Counts the number of Audit Connection commands failure, during the last interval. Mib name: acPMMGCPCommandFailureCountValNotify



### 3.4.6 Tab: SIP IP to Tel

Frame: Gateway System Monitoring (Configuration), Tab: SIP IP to Tel

EMS Parameter Name	RT / Hist	Gauge / Counter	Parameter Description
IP to Tel Number of Call Attempts	HIST	Counter	Indicates the number of attempted calls for IP to Tel direction, during last interval. Mib name: acPMSIPAttemptedCallsValIP2Tel
IP to Tel Number of Established Calls	HIST	Counter	Indicates the number of established calls for IP to Tel direction, during last interval. Mib name: acPMSIPEstablishedCallsValIP2Tel
IP to Tel Number of Calls Terminated due to a Busy Line	HIST	Counter	Indicates the number of calls that failed as a result of a busy line for IP to Tel direction, during last interval. Mib name: acPMSIPBusyCallsValIP2Tel
IP to Tel Number of Calls Terminated due to No Answer	HIST	Counter	Indicates the number of calls that weren't answered for IP to Tel direction, during last interval. Mib name: acPMSIPNoAnswerCallsValIP2Tel
IP to Tel Number of Calls Terminated due to Forward	HIST	Counter	Indicates the number of calls that were terminated due to a call forward for IP to Tel direction, during last interval. Mib name: acPMSIPForwardedCallsValIP2Tel
IP to Tel Number of Failed Calls due to No Route	HIST	Counter	Indicates the number of calls whose destinations weren't found for IP to Tel direction, during last interval. Mib name: acPMSIPNoRouteCallsValIP2Tel
IP to Tel Number of Failed Calls due to No Matched Capabilities	HIST	Counter	Indicates the number of calls that failed due to mismatched media server capabilities for IP to Tel direction, during last interval. Mib name: acPMSIPNoMatchCallsValIP2Tel
IP to Tel Number of Failed Calls due to No Resources	HIST	Counter	Indicates the number of calls that failed due to unavailable resources or a media server lock for IP to Tel direction, during last interval. Mib name: acPMSIPNoResourcesCallsValIP2Tel
IP to Tel Number of Failed Calls due to Other reasons	HIST	Counter	This counter is incremented as a result of calls that fail due to reasons not covered by the other counters for IP to Tel direction, during last interval. Mib name: acPMSIPFailCallsValIP2Tel
IP to Tel Fax Call Attempts	HIST	Counter	Indicates the number of attempted fax calls for IP to Tel direction, during last interval. Mib name: acPMSIPFaxAttemptedCallsValIP2Tel
IP to Tel Successful Fax Calls	HIST	Counter	Indicates the number of successful fax calls for IP to Tel direction, during last interval. Mib name: acPMSIPFaxSuccessCallsValIP2Tel
IP to Tel Average Call Duration [sec]	HIST	Gauge	Indicates the average call duration of established calls for IP to Tel direction, during last interval. Mib name: acPMSIPCallDurationAverageIP2Tel

### 3.4.7 Tab: SIP Tel to IP

Frame: Gateway System Monitoring (Configuration), Tab: SIP Tel to IP

EMS Parameter Name	RT / Hist	Gauge / Counter	Parameter Description
Tel to IP Number of Call Attempts	HIST	Counter	Indicates the number of attempted calls for Tel to IP direction, during last interval. Mib name: acPMSIPAttemptedCallsValTel2IP
Tel to IP Number of Established Calls	HIST	Counter	Indicates the number of established calls for Tel to IP direction, during last interval. Mib name: acPMSIPEstablishedCallsValTel2IP
Tel to IP Number of Calls Terminated due to a Busy Line	HIST	Counter	Indicates the number of calls that failed as a result of a busy line for Tel to IP direction, during last interval. Mib name: acPMSIPBusyCallsValTel2IP
Tel to IP Number of Calls Terminated due to No Answer	HIST	Counter	Indicates the number of calls that weren't answered for Tel to IP direction, during last interval. Mib name: acPMSIPNoAnswerCallsValTel2IP
Tel to IP Number of Calls Terminated due to Forward	HIST	Counter	Indicates the number of calls that were terminated due to a call forward for Tel to IP direction, during last interval. Mib name: acPMSIPForwardedCallsValTel2IP
Tel to IP Number of Failed Calls due to No Route	HIST	Counter	Indicates the number of calls whose destinations weren't found for Tel to IP direction, during last interval. Mib name: acPMSIPNoRouteCallsValTel2IP
Tel to IP Number of Failed Calls due to No Matched Capabilities	HIST	Counter	Indicates the number of calls that failed due to mismatched media server capabilities for Tel to IP direction, during last interval. Mib name: acPMSIPNoMatchCallsValTel2IP
Tel to IP Number of Failed Calls due to No Resources	HIST	Counter	Indicates the number of calls that failed due to unavailable resources or a media server lock for Tel to IP direction, during last interval. Mib name: acPMSIPNoResourcesCallsValTel2IP
Tel to IP Number of Failed Calls due to Other reasons	HIST	Counter	This counter is incremented as a result of calls that fail due to reasons not covered by the other counters for Tel to IP direction, during last interval. Mib name: acPMSIPFailCallsValTel2IP
Tel to IP Fax Call Attempts	HIST	Counter	Indicates the number of attempted fax calls for Tel to IP direction, during last interval. Mib name: acPMSIPFaxAttemptedCallsValTel2IP
Tel to IP Successful Fax Calls	HIST	Counter	Indicates the number of successful fax calls for Tel to IP direction, during last interval. Mib name: acPMSIPFaxSuccessCallsValTel2IP
Tel to IP Average Call Duration [sec]	HIST	Gauge	Indicates the average call duration of established calls for Tel to IP direction, during last interval. Mib name: acPMSIPCallDurationAverageTel2IP

### 3.4.8 Tab: Trunk Statistics

Frame: Gateway System Monitoring (Configuration), Tab: Trunk Statistics

EMS Parameter Name	RT / Hist	Gauge / Counter	Parameter Description
Trunk utilization Avg	HIST	Gauge	Indicates the Average of simultaneously busy DS0 channels on this Trunk up to this point in time during the collection interval, as indicated by the Time Interval. A busy channel is when the Physical DS0 Termination isn't in Null context or OOS. A Trunk is either E1 or T1. Mib name: acPMTrunkUtilizationAverage
Trunk utilization Min	HIST	Gauge	Indicates the Minimum of simultaneously busy DS0 channels on this Trunk up to this point in time during the collection interval, as indicated by the Time Interval. A busy channel is when the Physical DS0 Termination isn't in Null context or OOS. A Trunk is either E1 or T1. Mib name: acPMTrunkUtilizationMin
Trunk utilization Max	HIST	Gauge	Indicates the Maximum of simultaneously busy DS0 channels on this Trunk up to this point in time during the collection interval, as indicated by the Time Interval. A busy channel is when the Physical DS0 Termination isn't in Null context or OOS. A Trunk is either E1 or T1. Mib name: acPMTrunkUtilizationMax
Trunk Errored Seconds	HIST	Gauge	Indicates the number of Errored Seconds. Mib name: dsx1IntervalESs
Trunk Controlled Slip Seconds	HIST	Gauge	Indicates the number of Controlled Slip Seconds. Mib name: dsx1IntervalCSSs
Trunk Path Coding Violations	HIST	Gauge	Indicates the number of Path Coding Violations. Mib name: dsx1IntervalPCVs
Trunk Bursty Errored Seconds	HIST	Gauge	Indicates the number of Bursty Errored Seconds. Mib name: dsx1IntervalBESSs

### 3.4.9 Tab: SS7 Linkset

Frame: Gateway System Monitoring (Configuration), Tab: SS7 Linkset

EMS Parameter Name	RT / Hist	Gauge / Counter	Parameter Description
SS7 LinkSet SN0 Out of Service %	HIST	Counter	Percent of interval time for which gauge is above what was determined as the high threshold. In this case - 'Out Of Service'. Mib name: acPMSS7SN0LSOutOfServiceTimeAboveHighThreshold
SS7 LinkSet SN1 Out of Service %	HIST	Counter	Percent of interval time for which gauge is above what was determined as the high threshold. In this case - 'Out Of Service'. Mib name: acPMSS7SN1LSOutOfServiceTimeAboveHighThreshold

### 3.4.10 Tab: SS7 Link

Frame: Gateway System Monitoring (Configuration), Tab: SS7 Link

EMS Parameter Name	RT / Hist	Gauge / Counter	Parameter Description
SS7 Link Transmitted LSSU's	HIST	Counter	Value of gauge or counter. Mib name: acPMSS7TxLSSUVal
SS7 Link Received LSSU's	HIST	Counter	Value of gauge or counter. Mib name: acPMSS7RxLSSUVal
SS7 Link Transmitted FISU's	HIST	Counter	Value of gauge or counter. Mib name: acPMSS7TxFISUVal
SS7 Link Received FISU's	HIST	Counter	Value of gauge or counter. Mib name: acPMSS7RxFISUVal
SS7 Link Discarded MSU's	HIST	Counter	Value of gauge or counter. Mib name: acPMSS7DiscMSUVal
SS7 Link In Service %	HIST	Counter	Percent of interval time for which gauge is above what was determined as the high threshold. In this case - 'In Service'. Mib name: acPMSS7InServiceTimeAboveHighThreshold
SS7 Link Out Of Service %	HIST	Counter	Percent of interval time for which gauge is above what was determined as the high threshold. In this case - 'Out Of Service'. Mib name: acPMSS7OutOfServiceTimeAboveHighThreshold

### 3.4.11 Tab: SRD Statistics

Frame: Gateway System Monitoring (Configuration), Tab: SRD Statistics

EMS Parameter Name	RT / Hist	Gauge / Counter	Parameter Description
SIP SRD Dialogs Val	HIST	Counter	Value of gauge or counter. Mib name: acPMSIPSRDDialogsVal
SIP SRD Invite Dialogs Val	HIST	Counter	Value of gauge or counter. Mib name: acPMSIPSRDInviteDialogsVal
SIP SRD Subscribe Dialogs Val	HIST	Counter	Value of gauge or counter. Mib name: acPMSIPSRDSubscribeDialogsVal
SIP SRD Other Dialogs Val	HIST	Counter	Value of gauge or counter. Mib name: acPMSIPSRDOtherDialogsVal

### 3.4.12 Tab: IP Group Statistics

Frame: Gateway System Monitoring (Configuration), Tab: IP Group Statistics

EMS Parameter Name	RT / Hist	Gauge / Counter	Parameter Description
SIP IP Group Dialogs Val	HIST	Counter	Value of gauge or counter. Mib name: acPMSIPIPGroupDialogsVal
SIP IP Group Invite Dialogs Val	HIST	Counter	Value of gauge or counter. Mib name: acPMSIPIPGroupInviteDialogsVal
SIP IP Group Subscribe Dialogs Val	HIST	Counter	Value of gauge or counter. Mib name: acPMSIPIPGroupSubscribeDialogsVal
SIP IP Group Other Dialogs Val	HIST	Counter	Value of gauge or counter. Mib name: acPMSIPIPGroupOtherDialogsVal

### 3.4.13 Tab: Trunk Group Statistics

Frame: Gateway System Monitoring (Configuration), Tab: Trunk Group Statistics

EMS Parameter Name	RT / Hist	Gauge / Counter	Parameter Description
Tel to IP Trunk Group Established Calls Val	HIST	Counter	Value of gauge or counter. Mib name: acPMSIPTel2IPTrunkGroupEstablishedCallsVal
IP to Tel Trunk Group Established Calls Val	HIST	Counter	Value of gauge or counter. Mib name: acPMSIPIP2TelTrunkGroupEstablishedCallsVal
Trunk Group All Trunks Busy (sec)	HIST	Counter	Value of gauge or counter. Mib name: acPMSIPTrunkGroupAllTrunksBusyVal
Trunk Group Utilization (channels)	HIST	Gauge	Value of gauge or counter. Mib name: acPMSIPTrunkGroupUtilizationVal

## 3.5 Frame: Gateway System Monitoring (History)

### 3.5.1 Tab: System IP

Frame: Gateway System Monitoring (History), Tab: System IP

EMS Parameter Name	RT / Hist	Gauge / Counter	Parameter Description
Number of Outgoing KBytes	HIST	Counter	Counts the total number of outgoing Kbytes (1000 bytes) from the interface during the last interval. Mib name: acPMNetUtilKBytesVolumeTx
Number of Incoming KBytes	HIST	Counter	Counts the total number of Kbytes (1000 bytes) received on the interface, including those received in error, during the last interval. Mib name: acPMNetUtilKBytesVolumeRx
Number of Outgoing Pkts	HIST	Counter	Counts the total number of outgoing Packets from the interface during the last interval. Mib name: acPMNetUtilPacketsVolumeTx
Number of Incoming Pkts	HIST	Counter	Counts the total number of Packets received on the interface, including those received in error, during the last interval. Mib name: acPMNetUtilPacketsVolumeRx
Number of Incoming Discarded Pkts	HIST	Counter	Counts the total number of malformed IP Packets received on the interface during the last interval. These are packets which are corrupted or discarded due to errors in their IP headers, including bad checksums, version number mismatch, other format errors, time-to-live exceeded, errors discovered in processing their IP options, etc. Mib name: acPMNetUtilDiscardedPacketsVal

### 3.5.2 Tab: VoP Call Statistics

Frame: Gateway System Monitoring (History), Tab: VoP Call Statistics

EMS Parameter Name	RT / Hist	Gauge / Counter	Parameter Description
Num of Active Contexts Avg	HIST	Gauge	Indicates the average number of voice calls connected on the gateway since the last clear. Mib name: acPMActiveContextCountAverage
Num of Active Contexts Min	HIST	Gauge	Indicates the minimum number of voice calls connected on the gateway since the last clear. Mib name: acPMActiveContextCountMin
Num of Active Contexts Max	HIST	Gauge	Indicates the maximum number of voice calls connected on the gateway since the last clear. Mib name: acPMActiveContextCountMax
G711 Active Calls Avg	HIST	Gauge	Indicates the average number of G.711 calls present on the TPM. Mib name: acPMChannelsPerCoderAverageG711

EMS Parameter Name	RT / Hist	Gauge / Counter	Parameter Description
G723 Active Calls Avg	HIST	Gauge	Indicates the average number of G.723 calls present on the TPM. This attribute is only displayed if the G.723 Codec is provisioned on the DSP template. Mib name: acPMChannelsPerCoderAverageG723
G728 Active Calls Avg	HIST	Gauge	Indicates the average number of G.728 calls present on the TPM. This attribute is only displayed if the G.728 Codec is provisioned on the DSP template. Mib name: acPMChannelsPerCoderAverageG728
G729a Active Calls Avg	HIST	Gauge	Indicates the average number of G.729a calls present on the TPM. This attribute is only displayed if the G.729a Codec is provisioned on the DSP. Mib name: acPMChannelsPerCoderAverageG729a
G729e Active Calls Avg	HIST	Gauge	Indicates the average number of G.729e calls present on the TPM. This attribute is only displayed if the G.729e Codec is provisioned on the DSP template. Mib name: acPMChannelsPerCoderAverageG729e
AMR Active Calls Avg	HIST	Gauge	Indicates the average number of AMR calls present on the TPM. This attribute is only displayed if the AMR Codec is provisioned on the DSP template. Mib name: acPMChannelsPerCoderAverageAMR
EVRC Active Calls Avg	HIST	Gauge	Indicates the average number of EVRC calls present on the TPM. This attribute is only displayed if the EVRC Codec is provisioned on the DSP template. Mib name: acPMChannelsPerCoderAverageEVRC
Rx RTP Packet Loss Max	HIST	Gauge	Indicates the Max Rx RTP Packet loss (reported by RTCP) per TPM, up to this point in time during the collection interval, as indicated by the time Interval. Mib name: acPMModuleRTTPacketLossRxMax
Tx RTP Packet Loss Max	HIST	Gauge	Indicates the Max Tx RTP Packet loss (reported by RTCP) per TPM, up to this point in time during the collection interval, as indicated by the time Interval. Mib name: acPMModuleRTTPacketLossTxMax
RTP delay Average	HIST	Gauge	Indicates the average RTP packets delay per TPM, up to this point in time during the collection interval, as indicated by the time Interval. Mib name: acPMModulePacketDelayAverage
RTP delay Max	HIST	Gauge	Indicates the maximum RTP packets delay per TPM, up to this point in time during the collection interval, as indicated by the time Interval. Mib name: acPMModulePacketDelayMax
RTP delay Min	HIST	Gauge	Indicates the minimum RTP packets delay per TPM, up to this point in time during the collection interval, as indicated by the time Interval. Mib name: acPMModulePacketDelayMin
RTP jitter Average	HIST	Gauge	Indicates the average RTP packets jitter per TPM, up to this point in time during the collection interval, as indicated by the time Interval. Mib name: acPMModulePacketJitterAverage

EMS Parameter Name	RT / Hist	Gauge / Counter	Parameter Description
RTP jitter Min	HIST	Gauge	Indicates the minimum RTP packets jitter per TPM, up to this point in time during the collection interval, as indicated by the time Interval. Mib name: acPMModulePacketJitterMin
RTP jitter Max	HIST	Gauge	Indicates the maximum RTP packets jitter per TPM, up to this point in time during the collection interval, as indicated by the time Interval. Mib name: acPMModulePacketJitterMax
Rx RTP Bytes Max	HIST	Gauge	Indicates the Max Tx RTP Bytes per TPM, up to this point in time during the collection interval, as indicated by the time Interval. Mib name: acPMModuleRTPBytesRxMax
Tx RTP Bytes Max	HIST	Gauge	Indicates the Max Rx RTP Bytes per TPM, up to this point in time during the collection interval, as indicated by the time Interval. Mib name: acPMModuleRTPBytesTxMax
Rx RTP Packets Max	HIST	Gauge	Indicates the Max Rx RTP Packets per TPM, up to this point in time during the collection interval, as indicated by the time Interval. Mib name: acPMModuleRTPPacketsRxMax
Tx RTP Packets Max	HIST	Gauge	Indicates the Max Tx RTP Packets per TPM, up to this point in time during the collection interval, as indicated by the time Interval. Mib name: acPMModuleRTPPacketsTxMax
RTCP XR Average Conversational R Factor	HIST	Gauge	Average conversational R factor. Mib name: rtcpxrHistoryAvgRCQ
RTCP XR Maximum Conversational R Factor	HIST	Gauge	Maximum conversational R factor. Mib name: rtcpxrHistoryMaxRCQ
RTCP XR Minimum Conversational R Factor	HIST	Gauge	Minimum conversational R factor. Mib name: rtcpxrHistoryMinRCQ



### 3.5.3 Tab: Common Control

Frame: Gateway System Monitoring (History), Tab: Common Control

EMS Parameter Name	RT / Hist	Gauge / Counter	Parameter Description
Lifetime in seconds Avg	HIST	Counter	Indicates the Connection lifetime, in seconds. Mib name: acPMCPConnectionLifetimeAverage
Lifetime in seconds Min	HIST	Counter	Indicates the Connection lifetime, in seconds. Mib name: acPMCPConnectionLifetimeMin
Lifetime in seconds Max	HIST	Counter	Indicates the Connection lifetime, in seconds. Mib name: acPMCPConnectionLifetimeMax
MGC response counters	HIST	Counter	Indicates the MGC response counters. Mib name: acPMCPCommandCounterValRx
MGC command counters	HIST	Counter	Indicates the MGC command counters. Mib name: acPMCPCommandCounterValTx
MGC Rx retransmissions	HIST	Counter	Counts the number of incoming retransmissions. Mib name: acPMCPRetransmissionCountValRx
MGC Tx retransmissions	HIST	Counter	Counts the number of transactions retransmissions sent from the board. Mib name: acPMCPRetransmissionCountValTx
Call Attempts Per Sec Average	HIST	Counter	Average of call attempts (successful and unsuccessful) per second, during last interval. Mib name: acPMCPCallAttemptsPerSecAverage
Call Attempts Per Sec Max	HIST	Counter	Maximum of call attempts (successful and unsuccessful) per second, during last interval. Mib name: acPMCPCallAttemptsPerSecMax
Call Attempts Per Sec Min	HIST	Counter	Minimum of call attempts (successful and unsuccessful) per second, during last interval. Mib name: acPMCPCallAttemptsPerSecMin

### 3.5.4 Tab: MEGACO Control

Frame: Gateway System Monitoring (History), Tab: MEGACO Control

EMS Parameter Name	RT / Hist	Gauge / Counter	Parameter Description
[H.248] Num of Active Contexts Avg	HIST	Gauge	Indicates the Average number of H.248 active contexts incorporating at least 1 Termination, per TPM, during the last interval. Mib name: acPMActiveContextCountAverageMegaco
[H.248] Num of Active Contexts Min	HIST	Gauge	Indicates the Minimum number of H.248 active contexts incorporating at least 1 Termination, per TPM, during the last interval. Mib name: acPMActiveContextCountMinMegaco

EMS Parameter Name	RT / Hist	Gauge / Counter	Parameter Description
[H.248] Num of Active Contexts Max	HIST	Gauge	Indicates the Maximum number of H.248 active contexts incorporating at least 1 Termination, per TPM, during the last interval. Mib name: acPMActiveContextCountMaxMegaco
[H.248] Service Change Command - Disconnected	HIST	Counter	Counts the Disconnected service change commands sent (excluding retransmission) to the current MGC, during last interval. Mib name: acPMMegacoServiceChangeCountValdisconnected
[H.248] Service Change Command - Restart	HIST	Counter	Counts the Restart service change commands (excluding retransmission) sent to the current MGC, during the last interval. Mib name: acPMMegacoServiceChangeCountValrestart
[H.248] Service Change Command - Forced	HIST	Counter	Counts the Forced service change commands sent (excluding retransmission) to the current MGC, during the last interval. Mib name: acPMMegacoServiceChangeCountValforced
[H.248] Service Change Command - Graceful	HIST	Counter	Counts the Graceful service change commands sent (excluding retransmission) to the current MGC, during the last interval. Mib name: acPMMegacoServiceChangeCountValgraceful
[H.248] Service Change Command - FailOver	HIST	Counter	Counts the number of times the TPM performed failover procedures and attempted contact with another controller, during the last interval. Mib name: acPMMegacoServiceChangeCountValfailOver
[H.248] Service Change Command - Handoff	HIST	Counter	Counts the number of times the TPM performed Handoff procedures and attempted contact with another controller during the last interval. Mib name: acPMMegacoServiceChangeCountValhandoff
Success [H.248] Add	HIST	Counter	Counts the number of successful Add commands, during the last interval. Mib name: acPMCPCmdSuccessCountValAdd
Success [H.248] Move	HIST	Counter	Counts the number of successful Move commands, during the last interval. Mib name: acPMCPCmdSuccessCountValMove
Success [H.248] Modify	HIST	Counter	Counts the number of successful Modify commands, during the last interval. Mib name: acPMCPCmdSuccessCountValModify
Success [H.248] Subtract	HIST	Counter	Counts the number of successful Subtract commands, during the last interval. Mib name: acPMCPCmdSuccessCountValSubtract
Success [H.248] Service Change	HIST	Counter	Counts the number of successful Service Change commands, during the last interval. Mib name: acPMCPCmdSuccessCountValSc

EMS Parameter Name	RT / Hist	Gauge / Counter	Parameter Description
Success [H.248] Audit-Value	HIST	Counter	Counts the number of successful Audit Value commands, during the last interval. Mib name: acPMCPCmdSuccessCountValAuditValue
Success [H.248] Audit-Capabilities	HIST	Counter	Counts the number of successful Audit Capabilities commands, during the last interval. Mib name: acPMCPCmdSuccessCountValAuditCap
Success [H.248] Notify	HIST	Counter	Counts the number of successful Notify commands, during the last interval. Mib name: acPMCPCmdSuccessCountValNotify
Failed [H.248] Add	HIST	Counter	Counts the number of Add commands failure, during the last interval. Mib name: acPMCPCmdFailureCountValAdd
Failed [H.248] Move	HIST	Counter	Counts the number of Move commands failure, during the last interval. Mib name: acPMCPCmdFailureCountValMove
Failed [H.248] Modify	HIST	Counter	Counts the number of Modify commands failure, during the last interval. Mib name: acPMCPCmdFailureCountValModify
Failed [H.248] Subtract	HIST	Counter	Counts the number of Subtract commands failure, during the last interval. Mib name: acPMCPCmdFailureCountValSubtract
Failed [H.248] Service Change	HIST	Counter	Counts the number of Service Change commands failure, during the last interval. Mib name: acPMCPCmdFailureCountValSc
Failed [H.248] Audit-Value	HIST	Counter	Counts the number of Audit Value commands failure, during the last interval. Mib name: acPMCPCmdFailureCountValAuditValue
Failed [H.248] Audit-Capabilities	HIST	Counter	Counts the number of Audit Capabilities commands failure, during the last interval. Mib name: acPMCPCmdFailureCountValAuditCap
Failed [H.248] Notify	HIST	Counter	Counts the number of Notify commands failure, during the last interval. Mib name: acPMCPCmdFailureCountValNotify

### 3.5.5 Tab: MGCP Control

Frame: Gateway System Monitoring (History), Tab: MGCP Control

EMS Parameter Name	RT / Hist	Gauge / Counter	Parameter Description
[MGCP] Num of Active Contexts Avg	HIST	Gauge	Indicates the Average number of MGCP active contexts incorporating at least 1 Termination, per TPM, during the last interval. Mib name: acPMAActiveContextCountAverageMgcp
[MGCP] Num of Active Contexts Min	HIST	Gauge	Indicates the Minimum number of MGCP active contexts incorporating at least 1 Termination, per TPM, during the last interval. Mib name: acPMAActiveContextCountMinMgcp
[MGCP] Num of Active Contexts Max	HIST	Gauge	Indicates the Maximum number of MGCP active contexts incorporating at least 1 Termination, per TPM, during the last interval. Mib name: acPMAActiveContextCountMaxMgcp
[MGCP] RSIP Command - Disconnected	HIST	Counter	Counts the Disconnected service change commands sent (excluding retransmission) to the current MGC, during the last interval. Mib name: acPMMGCPRsipReasonCountValDisconnected
[MGCP] RSIP Command - Restart	HIST	Counter	Counts the Restart service change commands (excluding retransmission) sent to the current MGC, during the last interval. Mib name: acPMMGCPRsipReasonCountValRestart
[MGCP] RSIP Command - Forced	HIST	Counter	Counts the Forced service change commands sent (excluding retransmission) to the current MGC, during the last interval. Mib name: acPMMGCPRsipReasonCountValForced
[MGCP] RSIP Command - Graceful	HIST	Counter	Counts the Graceful service change commands sent (excluding retransmission) to the current MGC, during the last interval. Mib name: acPMMGCPRsipReasonCountValGraceful
Success [MGCP] Endpoint Configuration Command	HIST	Counter	Counts the number of successful Endpoint Conf commands, during the last interval. Mib name: acPMMGCPCommandSuccessCountValAdd
Success [MGCP] Create Connection Command	HIST	Counter	Counts the number of successful Create Connection commands, during the last interval. Mib name: acPMMGCPCommandSuccessCountValMove
Success [MGCP] Modify Connection Command	HIST	Counter	Counts the number of successful Modify commands, during the last interval. Mib name: acPMMGCPCommandSuccessCountValModify

EMS Parameter Name	RT / Hist	Gauge / Counter	Parameter Description
Success [MGCP] Delete Connection Command	HIST	Counter	Counts the number of successful Delete Connection commands, during the last interval. Mib name: acPMMGCPCommandSuccessCountValSubtract
Success [MGCP] Notification Request Command	HIST	Counter	Counts the number of successful Notification Request commands, during the last interval. Mib name: acPMMGCPCommandSuccessCountValSc
Success [MGCP] Notify Command	HIST	Counter	Counts the number of successful Notify commands, during the last interval. Mib name: acPMMGCPCommandSuccessCountValAuditValue
Success [MGCP] Audit-Endpoint Command	HIST	Counter	Counts the number of successful Audit Endpoint commands, during the last interval. Mib name: acPMMGCPCommandSuccessCountValAuditCap
Success [MGCP] Audit Connection Command	HIST	Counter	Counts the number of successful Audit Connection commands, during the last interval. Mib name: acPMMGCPCommandSuccessCountValNotify
Failed [MGCP] Endpoint Configuration Command	HIST	Counter	Counts the number of Endpoint Conf commands failure, during the last interval. Mib name: acPMMGCPCommandFailureCountValAdd
Failed [MGCP] Create Connection Command	HIST	Counter	Counts the number of Create Connection commands failure, during the last interval. Mib name: acPMMGCPCommandFailureCountValMove
Failed [MGCP] Modify Connection Command	HIST	Counter	Counts the number of Modify commands failure, during the last interval. Mib name: acPMMGCPCommandFailureCountValModify
Failed [MGCP] Delete Connection Command	HIST	Counter	Counts the number of Delete Connection commands failure, during the last interval. Mib name: acPMMGCPCommandFailureCountValSubtract
Failed [MGCP] Notification Request Command	HIST	Counter	Counts the number of Notification Request commands failure, during the last interval. Mib name: acPMMGCPCommandFailureCountValSc
Failed [MGCP] Notify Command	HIST	Counter	Counts the number of Notify commands failure, during the last interval. Mib name: acPMMGCPCommandFailureCountValAuditValue
Failed [MGCP] Audit-Endpoint Command	HIST	Counter	Counts the number of Audit Endpoint commands failure, during the last interval. Mib name: acPMMGCPCommandFailureCountValAuditCap
Failed [MGCP] Audit-Connection Command	HIST	Counter	Counts the number of Audit Connection commands failure, during the last interval. Mib name: acPMMGCPCommandFailureCountValNotify

### 3.5.6 Tab: SIP IP to Tel

Frame: Gateway System Monitoring (History), Tab: SIP IP to Tel

EMS Parameter Name	RT / Hist	Gauge / Counter	Parameter Description
IP to Tel Number of Call Attempts	HIST	Counter	Indicates the number of attempted calls for IP to Tel direction, during last interval. Mib name: acPMSIPAttemptedCallsValIP2Tel
IP to Tel Number of Established Calls	HIST	Counter	Indicates the number of established calls for IP to Tel direction, during last interval. Mib name: acPMSIPEstablishedCallsValIP2Tel
IP to Tel Number of Calls Terminated due to a Busy Line	HIST	Counter	Indicates the number of calls that failed as a result of a busy line for IP to Tel direction, during last interval. Mib name: acPMSIPBusyCallsValIP2Tel
IP to Tel Number of Calls Terminated due to No Answer	HIST	Counter	Indicates the number of calls that weren't answered for IP to Tel direction, during last interval. Mib name: acPMSIPNoAnswerCallsValIP2Tel
IP to Tel Number of Calls Terminated due to Forward	HIST	Counter	Indicates the number of calls that were terminated due to a call forward for IP to Tel direction, during last interval. Mib name: acPMSIPForwardedCallsValIP2Tel
IP to Tel Number of Failed Calls due to No Route	HIST	Counter	Indicates the number of calls whose destinations weren't found for IP to Tel direction, during last interval. Mib name: acPMSIPNoRouteCallsValIP2Tel
IP to Tel Number of Failed Calls due to No Matched Capabilities	HIST	Counter	Indicates the number of calls that failed due to mismatched media server capabilities for IP to Tel direction, during last interval. Mib name: acPMSIPNoMatchCallsValIP2Tel
IP to Tel Number of Failed Calls due to No Resources	HIST	Counter	Indicates the number of calls that failed due to unavailable resources or a media server lock for IP to Tel direction, during last interval. Mib name: acPMSIPNoResourcesCallsValIP2Tel
IP to Tel Number of Failed Calls due to Other reasons	HIST	Counter	This counter is incremented as a result of calls that fail due to reasons not covered by the other counters for IP to Tel direction, during last interval. Mib name: acPMSIPFailCallsValIP2Tel
IP to Tel Fax Call Attempts	HIST	Counter	Indicates the number of attempted fax calls for IP to Tel direction, during last interval. Mib name: acPMSIPFaxAttemptedCallsValIP2Tel
IP to Tel Successful Fax Calls	HIST	Counter	Indicates the number of successful fax calls for IP to Tel direction, during last interval. Mib name: acPMSIPFaxSuccessCallsValIP2Tel
IP to Tel Average Call Duration [sec]	HIST	Gauge	Indicates the average call duration of established calls for IP to Tel direction, during last interval. Mib name: acPMSIPCallDurationAverageIP2Tel

### 3.5.7 Tab: SIP Tel to IP

Frame: Gateway System Monitoring (History), Tab: SIP Tel to IP

EMS Parameter Name	RT / Hist	Gauge / Counter	Parameter Description
Tel to IP Number of Call Attempts	HIST	Counter	Indicates the number of attempted calls for Tel to IP direction, during last interval. Mib name: acPMSIPAttemptedCallsValTel2IP
Tel to IP Number of Established Calls	HIST	Counter	Indicates the number of established calls for Tel to IP direction, during last interval. Mib name: acPMSIPEstablishedCallsValTel2IP
Tel to IP Number of Calls Terminated due to a Busy Line	HIST	Counter	Indicates the number of calls that failed as a result of a busy line for Tel to IP direction, during last interval. Mib name: acPMSIPBusyCallsValTel2IP
Tel to IP Number of Calls Terminated due to No Answer	HIST	Counter	Indicates the number of calls that weren't answered for Tel to IP direction, during last interval. Mib name: acPMSIPNoAnswerCallsValTel2IP
Tel to IP Number of Calls Terminated due to Forward	HIST	Counter	Indicates the number of calls that were terminated due to a call forward for Tel to IP direction, during last interval. Mib name: acPMSIPForwardedCallsValTel2IP
Tel to IP Number of Failed Calls due to No Route	HIST	Counter	Indicates the number of calls whose destinations weren't found for Tel to IP direction, during last interval. Mib name: acPMSIPNoRouteCallsValTel2IP
Tel to IP Number of Failed Calls due to No Matched Capabilities	HIST	Counter	Indicates the number of calls that failed due to mismatched media server capabilities for Tel to IP direction, during last interval. Mib name: acPMSIPNoMatchCallsValTel2IP
Tel to IP Number of Failed Calls due to No Resources	HIST	Counter	Indicates the number of calls that failed due to unavailable resources or a media server lock for Tel to IP direction, during last interval. Mib name: acPMSIPNoResourcesCallsValTel2IP
Tel to IP Number of Failed Calls due to Other reasons	HIST	Counter	This counter is incremented as a result of calls that fail due to reasons not covered by the other counters for Tel to IP direction, during last interval. Mib name: acPMSIPFailCallsValTel2IP
Tel to IP Fax Call Attempts	HIST	Counter	Indicates the number of attempted fax calls for Tel to IP direction, during last interval. Mib name: acPMSIPFaxAttemptedCallsValTel2IP
Tel to IP Successful Fax Calls	HIST	Counter	Indicates the number of successful fax calls for Tel to IP direction, during last interval. Mib name: acPMSIPFaxSuccessCallsValTel2IP
Tel to IP Average Call Duration [sec]	HIST	Gauge	Indicates the average call duration of established calls for Tel to IP direction, during last interval. Mib name: acPMSIPCallDurationAverageTel2IP

## 3.6 Frame: Gateway System Monitoring (Real-Time)

### 3.6.1 Tab: System IP

Frame: Gateway System Monitoring (Real-Time), Tab: System IP

EMS Parameter Name	RT / Hist	Gauge / Counter	Parameter Description
Number of Outgoing KBytes	RT	Gauge	This attribute counts the Current total number of outgoing Kbytes (1000 bytes) from the interface, so far from the beginning of the current collection interval as indicated by time Interval. Mib name: acPMNetUtilKBytesTotalTx
Number of Incoming KBytes	RT	Gauge	This attribute counts the total number of Kbytes (1000 bytes) received on the interface, including those received in error, so far from the beginning of the current collection interval as indicated by time Interval. Mib name: acPMNetUtilKBytesTotalRx
Number of Outgoing Pkts	RT	Gauge	This attribute counts the Current total number of outgoing Packets from the interface, so far from the beginning of the current collection interval as indicated by time Interval. Mib name: acPMNetUtilPacketsTotalTx
Number of Incoming Pkts	RT	Gauge	This attribute counts the Current total number of Packets received on the interface, including those received in error, so far from the beginning of the current collection interval as indicated by time Interval. Mib name: acPMNetUtilPacketsTotalRx
Number of Incoming Discarded Pkts	RT	Gauge	This attribute counts the Current total number of malformed IP Packets received on the interface from the beginning of the current collection interval. These are packets which are corrupted or discarded due to errors in their IP headers, including bad checksums, version number mismatch, other format errors, time-to-live exceeded, errors discovered in processing their IP options, etc. Mib name: acPMNetUtilDiscardedPacketsTotal



### 3.6.2 Tab: VoP Call Statistics

Frame: Gateway System Monitoring (Real-Time), Tab: VoP Call Statistics

EMS Parameter Name	RT / Hist	Gauge / Counter	Parameter Description
Num of Active Contexts	RT	Gauge	Indicates the current number of voice calls connected on the box since last clear. Mib name: acPMActiveContextCountVal
G711 Active Calls	RT	Gauge	This attribute indicates the current number of G711 calls present on the TPM. Mib name: acPMChannelsPerCoderValG711
G723 Active Calls	RT	Gauge	This attribute indicates the current number of G723 calls present on the TPM.This attribute is only displayed if the G723 Codec is provisioned on the DSP template. Mib name: acPMChannelsPerCoderValG723
G728 Active Calls	RT	Gauge	This attribute indicates the current number of G728 calls present on the TPM.This attribute is only displayed if the G728 Codec is provisioned on the DSP template. Mib name: acPMChannelsPerCoderValG728
G729a Active Calls	RT	Gauge	This attribute indicates the current number of G729a calls present on the TPM.This attribute is only displayed if the G729a Codec is provisioned on the DSP. Mib name: acPMChannelsPerCoderValG729a
G729e Active Calls	RT	Gauge	This attribute indicates the current number of G729e calls present on the TPM.This attribute is only displayed if the G729e Codec is provisioned on the DSP template. Mib name: acPMChannelsPerCoderValG729e
AMR Active Calls	RT	Gauge	This attribute indicates the current number of AMR calls present on the TPM.This attribute is only displayed if the AMR Codec is provisioned on the DSP template. Mib name: acPMChannelsPerCoderValAMR
EVRC Active Calls	RT	Gauge	This attribute indicates the current number of EVRC calls present on the TPM.This attribute is only displayed if the EVRC Codec is provisioned on the DSP template. Mib name: acPMChannelsPerCoderValEVRC
Rx Packet Loss current	RT	Gauge	The total number of RTP packet loss reported by RTCP since last reset. Mib name: acPMModuleRTTPacketLossRxTotal
Tx Packets Loss current	RT	Gauge	The total number of RTP packet loss reported by RTCP since last reset. Mib name: acPMModuleRTTPacketLossTxTotal
Rx Packets Current	RT	Gauge	The total number of packets recieved since last reset. Mib name: acPMModuleRTTPacketsRxTotal

EMS Parameter Name	RT / Hist	Gauge / Counter	Parameter Description
Rx Packets Current	RT	Gauge	The total number of RTP packets transmitted since last reset. Mib name: acPMModuleRTPPacketsTxTotal

### 3.6.3 Tab: Common Control

#### Frame: Gateway System Monitoring (Real-Time), Tab: Common Control

EMS Parameter Name	RT / Hist	Gauge / Counter	Parameter Description
Lifetime in seconds	RT	Counter	The Connection lifetime in seconds. Mib name: acPMCPConnectionLifetimeVolume
MGC Tx command counters	RT	Gauge	MGC command counters. Mib name: acPMCPCommandCounterTotalTx
MGC Rx command counters	RT	Gauge	MGC response counters. Mib name: acPMCPCommandCounterTotalRx
MGC Tx retransmissions	RT	Gauge	Number of transactions retransmissions sent from the board. Mib name: acPMCPRetransmissionCountTotalTx
MGC Rx retransmissions	RT	Gauge	Number of incoming retransmissions. Mib name: acPMCPRetransmissionCountTotalRx
Call Attempts Per Sec	RT	Gauge	Number of Call attempts (successful and unsuccessful) per second, during current interval. Mib name: acPMCPCallAttemptsPerSecVal

### 3.6.4 Tab: MEGACO Control

Frame: Gateway System Monitoring (Real-Time), Tab: MEGACO Control

EMS Parameter Name	RT / Hist	Gauge / Counter	Parameter Description
[H.248] Num of Active Contexts	RT	Gauge	This attribute indicates the Current number of H.248 active contexts incorporating at least 1 Termination, per TPM. Mib name: acPMActiveContextCountValMegaco
[H.248] Service Change Command - Disconnected	RT	Counter	Counts the Disconnected service change commands sent (excluding retransmission) to the current MGC, during last interval. Mib name: acPMMegacoServiceChangeCountValdisconnected
[H.248] Service Change Command - Restart	RT	Counter	Counts the Restart service change commands (excluding retransmission) sent to the current MGC, during the last interval. Mib name: acPMMegacoServiceChangeCountValrestart
[H.248] Service Change Command - Forced	RT	Counter	Counts the Forced service change commands sent (excluding retransmission) to the current MGC, during the last interval. Mib name: acPMMegacoServiceChangeCountValforced
[H.248] Service Change Command - Graceful	RT	Counter	Counts the Graceful service change commands sent (excluding retransmission) to the current MGC, during the last interval. Mib name: acPMMegacoServiceChangeCountValgraceful
[H.248] Service Change Command - FailOver	RT	Counter	Counts the number of times the TPM performed failover procedures and attempted contact with another controller, during the last interval. Mib name: acPMMegacoServiceChangeCountValfailOver
[H.248] Service Change Command - Handoff	RT	Counter	Counts the number of times the TPM performed Handoff procedures and attempted contact with another controller during the last interval. Mib name: acPMMegacoServiceChangeCountValhandoff
Success [H.248] Add	RT	Counter	Counts the number of successful Add commands, during the last interval. Mib name: acPMCPCmdSuccessCountTotalAdd
Success [H.248] Move	RT	Counter	Counts the number of successful Move commands, during the last interval. Mib name: acPMCPCmdSuccessCountTotalMove
Success [H.248] Modify	RT	Counter	Counts the number of successful Modify commands, during the last interval. Mib name: acPMCPCmdSuccessCountTotalModify

EMS Parameter Name	RT / Hist	Gauge / Counter	Parameter Description
Success [H.248] Subtract	RT	Counter	Counts the number of successful Subtract commands, during the last interval. Mib name: acPMPCCmdSuccessCountTotalSubtract
Success [H.248] Service Change	RT	Counter	Counts the number of successful Service Change commands, during the last interval. Mib name: acPMPCCmdSuccessCountTotalSc
Success [H.248] Audit-Value	RT	Counter	Counts the number of successful Audit Value commands, during the last interval. Mib name: acPMPCCmdSuccessCountTotalAuditValue
Success [H.248] Audit-Capabilities	RT	Counter	Counts the number of successful Audit Capabilities commands, during the last interval. Mib name: acPMPCCmdSuccessCountTotalAuditCap
Success [H.248] Notify	RT	Counter	Counts the number of successful Notify commands, during the last interval. Mib name: acPMPCCmdSuccessCountTotalNotify
Failed [H.248] Add	RT	Counter	Counts the number of Add commands failure, during the last interval. Mib name: acPMPCCmdFailureCountTotalAdd
Failed [H.248] Move	RT	Counter	Counts the number of Move commands failure, during the last interval. Mib name: acPMPCCmdFailureCountTotalMove
Failed [H.248] Modify	RT	Counter	Counts the number of successful Modify commands, during the last interval. Mib name: acPMPCCmdFailureCountTotalModify
Failed [H.248] Subtractv	RT	Counter	Counts the number of successful Subtract commands, during the last interval. Mib name: acPMPCCmdFailureCountTotalSubtract
Failed [H.248] Service Change	RT	Counter	Counts the number of Service Change commands failure, during the last interval. Mib name: acPMPCCmdFailureCountTotalSc
Failed [H.248] Audit-Value	RT	Counter	Counts the number of Audit Value commands failure, during the last interval. Mib name: acPMPCCmdFailureCountTotalAuditValue
Failed [H.248] Audit-Capabilities	RT	Counter	Counts the number of Audit Capabilities commands failure, during the last interval. Mib name: acPMPCCmdFailureCountTotalAuditCap
Failed [H.248] Notify	RT	Counter	Counts the number of Notify commands failure, during the last interval. Mib name: acPMPCCmdFailureCountTotalNotify

### 3.6.5 Tab: MGCP Control

Frame: Gateway System Monitoring (Real-Time), Tab: MGCP Control

EMS Parameter Name	RT / Hist	Gauge / Counter	Parameter Description
[Mgcp] Num of Active Contexts	RT	Gauge	This attribute indicates the Current number of MGCP active contexts incorporating at least 1 Termination, per TPM. Mib name: acPMAActiveContextCountValMgcp
[MGCP] RSIP Command - Disconnected	RT	Counter	Counts the Disconnected service change commands sent (excluding retransmission) to the current MGC, during the last interval. Mib name: acPMMGCPsipReasonCountValDisconnected
[MGCP] RSIP Command - Restart	RT	Counter	Counts the Restart service change commands (excluding retransmission) sent to the current MGC, during the last interval. Mib name: acPMMGCPsipReasonCountValRestart
[MGCP] RSIP Command - Forced	RT	Counter	Counts the Forced service change commands sent (excluding retransmission) to the current MGC, during the last interval. Mib name: acPMMGCPsipReasonCountValForced
[MGCP] RSIP Command - Graceful	RT	Counter	Counts the Graceful service change commands sent (excluding retransmission) to the current MGC, during the last interval. Mib name: acPMMGCPsipReasonCountValGraceful
[MGCP] RSIP Command - Cancel Graceful	RT	Counter	Counts the Cancel Graceful restart in progress commands sent (excluding retransmission) to the current MGC during the current interval. Mib name: acPMMGCPsipReasonCountValCancelGraceful
Success [MGCP] Endpoint Configuration Command	RT	Counter	This attribute counts the number of successful Endpoint Conf commands, from the beginning of the current collection interval. Mib name: acPMMGCPCommandSuccessCountTotalAdd
Success [MGCP] Create Connection Command	RT	Counter	This attribute counts the number of successful Create Connection commands, from the beginning of the current collection interval. Mib name: acPMMGCPCommandSuccessCountTotalMove
Success [MGCP] Modify Connection Command	RT	Counter	This attribute counts the number of successful Modify commands, from the beginning of the current collection interval. Mib name: acPMMGCPCommandSuccessCountTotalModify

EMS Parameter Name	RT / Hist	Gauge / Counter	Parameter Description
Success [MGCP] Delete Connection Command	RT	Counter	This attribute counts the number of successful Delete Connection commands, from the beginning of the current collection interval. Mib name: acPMMGCPCommandSuccessCountTotalSubtract
Success [MGCP] Notification Request Command	RT	Counter	This attribute counts the number of Notification Request successful commands, from the beginning of the current collection interval. Mib name: acPMMGCPCommandSuccessCountTotalSc
Success [MGCP] Notify Command	RT	Counter	This attribute counts the number of successful Notify commands, from the beginning of the current collection interval. Mib name: acPMMGCPCommandSuccessCountTotalAuditValue
Success [MGCP] Audit-Endpoint Command	RT	Counter	This attribute counts the number of successful Audit Endpoint commands, from the beginning of the current collection interval. Mib name: acPMMGCPCommandSuccessCountTotalAuditCap
Success [MGCP] Audit Connection Command	RT	Counter	This attribute counts the number of successful Audit Connection commands, from the beginning of the current collection interval. Mib name: acPMMGCPCommandSuccessCountTotalNotify
Failed [MGCP] Endpoint Configuration Command	RT	Counter	This attribute counts the number of Endpoint Conf commands failure, from the beginning of the current collection interval. Mib name: acPMMGCPCommandFailureCountTotalAdd
Failed [MGCP] Create Connection Command	RT	Counter	This attribute counts the number of Create Connection commands failure, from the beginning of the current collection interval. Mib name: acPMMGCPCommandFailureCountTotalMove
Failed [MGCP] Modify Connection Command	RT	Counter	This attribute counts the number of Modify commands failure, from the beginning of the current collection interval. Mib name: acPMMGCPCommandFailureCountTotalModify
Failed [MGCP] Delete Connection Command	RT	Counter	This attribute counts the number of Delete Connection commands failure, from the beginning of the current collection interval. Mib name: acPMMGCPCommandFailureCountTotalSubtract
Failed [MGCP] Notification Request Command	RT	Counter	This attribute counts the number of Notification Request commands failure, from the beginning of the current collection interval. Mib name: acPMMGCPCommandFailureCountTotalSc

EMS Parameter Name	RT / Hist	Gauge / Counter	Parameter Description
Failed [MGCP] Notify Command	RT	Counter	This attribute counts the number of Notify commands failure, from the beginning of the current collection interval. Mib name: acPMMGCPCommandFailureCountTotalAuditValue
Failed [MGCP] Audit-Endpoint Command	RT	Counter	This attribute counts the number of Audit Endpoint commands failure, from the beginning of the current collection interval. Mib name: acPMMGCPCommandFailureCountTotalAuditCap
Failed [MGCP] Audit-Connection Command	RT	Counter	This attribute counts the number of Audit Connection commands failure, from the beginning of the current collection interval. Mib name: acPMMGCPCommandFailureCountTotalNotify

### 3.6.6 Tab: SIP IP to Tel

Frame: Gateway System Monitoring (Real-Time), Tab: SIP IP to Tel

EMS Parameter Name	RT / Hist	Gauge / Counter	Parameter Description
IP to Tel Number of Call Attempts	RT	Counter	Indicates the number of attempted calls for IP to Tel direction, during last interval. Mib name: acPMSIPAttemptedCallsValIP2Tel
IP to Tel Number of Established Calls	RT	Counter	Indicates the number of established calls for IP to Tel direction, during last interval. Mib name: acPMSIPEstablishedCallsValIP2Tel
IP to Tel Number of Calls Terminated due to a Busy Line	RT	Counter	Indicates the number of calls that failed as a result of a busy line for IP to Tel direction, during last interval. Mib name: acPMSIPBusyCallsValIP2Tel
IP to Tel Number of Calls Terminated due to No Answer	RT	Counter	Indicates the number of calls that weren't answered for IP to Tel direction, during last interval. Mib name: acPMSIPNoAnswerCallsValIP2Tel
IP to Tel Number of Calls Terminated due to Forward	RT	Counter	Indicates the number of calls that were terminated due to a call forward for IP to Tel direction, during last interval. Mib name: acPMSIPForwardedCallsValIP2Tel
IP to Tel Number of Failed Calls due to No Route	RT	Counter	Indicates the number of calls whose destinations weren't found for IP to Tel direction, during last interval. Mib name: acPMSIPNoRouteCallsValIP2Tel
IP to Tel Number of Failed Calls due to No Matched Capabilities	RT	Counter	Indicates the number of calls that failed due to mismatched media server capabilities for IP to Tel direction, during last interval. Mib name: acPMSIPNoMatchCallsValIP2Tel

EMS Parameter Name	RT / Hist	Gauge / Counter	Parameter Description
IP to Tel Number of Failed Calls due to No Resources	RT	Counter	Indicates the number of calls that failed due to unavailable resources or a media server lock for IP to Tel direction, during last interval. Mib name: acPMSIPNoResourcesCallsValIP2Tel
IP to Tel Number of Failed Calls due to Other reasons	RT	Counter	This counter is incremented as a result of calls that fail due to reasons not covered by the other counters for IP to Tel direction, during last interval. Mib name: acPMSIPFailCallsValIP2Tel
IP to Tel Fax Call Attempts	RT	Counter	Indicates the number of attempted fax calls for IP to Tel direction, during last interval. Mib name: acPMSIPFaxAttemptedCallsValIP2Tel
IP to Tel Successful Fax Calls	RT	Counter	Indicates the number of successful fax calls for IP to Tel direction, during last interval. Mib name: acPMSIPFaxSuccessCallsValIP2Tel
IP to Tel Average Call Duration [sec]	RT	Gauge	Indicates the average call duration of established calls for IP to Tel direction, during last interval. Mib name: acPMSIPCallDurationAverageIP2Tel

### 3.6.7 Tab: SIP Tel to IP

Frame: Gateway System Monitoring (Real-Time), Tab: SIP Tel to IP

EMS Parameter Name	RT / Hist	Gauge / Counter	Parameter Description
Tel to IP Number of Call Attempts	RT	Counter	Indicates the number of attempted calls for Tel to IP direction, during last interval. Mib name: acPMSIPAttemptedCallsValTel2IP
Tel to IP Number of Established Calls	RT	Counter	Indicates the number of established calls for Tel to IP direction, during last interval. Mib name: acPMSIPEstablishedCallsValTel2IP
Tel to IP Number of Calls Terminated due to a Busy Line	RT	Counter	Indicates the number of calls that failed as a result of a busy line for Tel to IP direction, during last interval. Mib name: acPMSIPBusyCallsValTel2IP
Tel to IP Number of Calls Terminated due to No Answer	RT	Counter	Indicates the number of calls that weren't answered for Tel to IP direction, during last interval. Mib name: acPMSIPNoAnswerCallsValTel2IP
Tel to IP Number of Calls Terminated due to Forward	RT	Counter	Indicates the number of calls that were terminated due to a call forward for Tel to IP direction, during last interval. Mib name: acPMSIPForwardedCallsValTel2IP
Tel to IP Number of Failed Calls due to No Route	RT	Counter	Indicates the number of calls whose destinations weren't found for Tel to IP direction, during last interval. Mib name: acPMSIPNoRouteCallsValTel2IP
Tel to IP Number of Failed Calls due to No Matched Capabilities	RT	Counter	Indicates the number of calls that failed due to mismatched media server capabilities for Tel to IP direction, during last interval. Mib name: acPMSIPNoMatchCallsValTel2IP



EMS Parameter Name	RT / Hist	Gauge / Counter	Parameter Description
Tel to IP Number of Failed Calls due to No Resources	RT	Counter	Indicates the number of calls that failed due to unavailable resources or a media server lock for Tel to IP direction, during last interval. Mib name: acPMSIPNoResourcesCallsValTel2IP
Tel to IP Number of Failed Calls due to Other reasons	RT	Counter	This counter is incremented as a result of calls that fail due to reasons not covered by the other counters for Tel to IP direction, during last interval. Mib name: acPMSIPFailCallsValTel2IP
Tel to IP Fax Call Attempts	RT	Counter	Indicates the number of attempted fax calls for Tel to IP direction, during last interval. Mib name: acPMSIPFaxAttemptedCallsValTel2IP
Tel to IP Successful Fax Calls	RT	Counter	Indicates the number of successful fax calls for Tel to IP direction, during last interval. Mib name: acPMSIPFaxSuccessCallsValTel2IP
Tel to IP Average Call Duration [sec]	RT	Gauge	Indicates the average call duration of established calls for Tel to IP direction, during last interval. Mib name: acPMSIPCallDurationAverageTel2IP

## 3.7 Frame: IP Group Monitoring (History)

### 3.7.1 Tab: IP Group Statistics

Frame: IP Group Monitoring (History), Tab: IP Group Statistics

EMS Parameter Name	RT / Hist	Gauge / Counter	Parameter Description
SIP IP Group Dialogs Val	HIST	Counter	Value of gauge or counter. Mib name: acPMSIPIPGroupDialogsVal
SIP IP Group Invite Dialogs Val	HIST	Counter	Value of gauge or counter. Mib name: acPMSIPIPGroupInviteDialogsVal
SIP IP Group Subscribe Dialogs Val	HIST	Counter	Value of gauge or counter. Mib name: acPMSIPIPGroupSubscribeDialogsVal
SIP IP Group Other Dialogs Val	HIST	Counter	Value of gauge or counter. Mib name: acPMSIPIPGroupOtherDialogsVal

## 3.8 Frame: IP Group Monitoring (Real-Time)

### 3.8.1 Tab: IP Group Statistics

Frame: IP Group Monitoring (Real-Time), Tab: IP Group Statistics

EMS Parameter Name	RT / Hist	Gauge / Counter	Parameter Description
SIP IP Group Dialogs Val	RT	Counter	Value of gauge or counter. Mib name: acPMSIIPGroupDialogsVal
SIP IP Group Invite Dialogs Val	RT	Counter	Value of gauge or counter. Mib name: acPMSIIPGroupInviteDialogsVal
SIP IP Group Subscribe Dialogs Val	RT	Counter	Value of gauge or counter. Mib name: acPMSIIPGroupSubscribeDialogsVal
SIP IP Group Other Dialogs Val	RT	Counter	Value of gauge or counter. Mib name: acPMSIIPGroupOtherDialogsVal

## 3.9 Frame: SRD Monitoring (History)

### 3.9.1 Tab: SRD Statistics

Frame: SRD Monitoring (History), Tab: SRD Statistics

EMS Parameter Name	RT / Hist	Gauge / Counter	Parameter Description
SIP SRD Dialogs Val	HIST	Counter	Value of gauge or counter. Mib name: acPMSIPSRDDialogsVal
SIP SRD Invite Dialogs Val	HIST	Counter	Value of gauge or counter. Mib name: acPMSIPSRDInviteDialogsVal
SIP SRD Subscribe Dialogs Val	HIST	Counter	Value of gauge or counter. Mib name: acPMSIPSRDSubscribeDialogsVal
SIP SRD Other Dialogs Val	HIST	Counter	Value of gauge or counter. Mib name: acPMSIPSRDOtherDialogsVal

## 3.10 Frame: SRD Monitoring (Real-Time)

### 3.10.1 Tab: SRD Statistics

Frame: SRD Monitoring (Real-Time), Tab: SRD Statistics

EMS Parameter Name	RT / Hist	Gauge / Counter	Parameter Description
SIP SRD Dialogs Val	RT	Counter	Value of gauge or counter. Mib name: acPMSIPSRDDialogsVal
SIP SRD Invite Dialogs Val	RT	Counter	Value of gauge or counter. Mib name: acPMSIPSRDInviteDialogsVal
SIP SRD Subscribe Dialogs Val	RT	Counter	Value of gauge or counter. Mib name: acPMSIPSRDSubscribeDialogsVal
SIP SRD Other Dialogs Val	RT	Counter	Value of gauge or counter. Mib name: acPMSIPSRDOtherDialogsVal

## 3.11 Frame: SS7 Link Monitoring (History)

### 3.11.1 Tab: SS7 Link Statistics

Frame: SS7 Link Monitoring (History), Tab: SS7 Link Statistics

EMS Parameter Name	RT / Hist	Gauge / Counter	Parameter Description
SS7 Link Transmitted LSSU's	HIST	Counter	Value of gauge or counter. Mib name: acPMSS7TxLSSUVal
SS7 Link Received LSSU's	HIST	Counter	Value of gauge or counter. Mib name: acPMSS7RxLSSUVal
SS7 Link Transmitted FISU's	HIST	Counter	Value of gauge or counter. Mib name: acPMSS7TxFISUVal
SS7 Link Received FISU's	HIST	Counter	Value of gauge or counter. Mib name: acPMSS7RxFISUVal
SS7 Link Discarded MSU's	HIST	Counter	Value of gauge or counter. Mib name: acPMSS7DiscMSUVal
SS7 Link In Service %	HIST	Counter	Percent of interval time for which gauge is above what was determined as the high threshold. In this case - 'In Service'. Mib name: acPMSS7InServiceTimeAboveHighThreshold
SS7 Link Out Of Service %	HIST	Counter	Percent of interval time for which gauge is above what was determined as the high threshold. In this case - 'Out Of Service'. Mib name: acPMSS7OutOfServiceTimeAboveHighThreshold

## 3.12 Frame: SS7 Link Monitoring (Real-Time)

### 3.12.1 Tab: SS7 Link Statistics

Frame: SS7 Link Monitoring (Real-Time), Tab: SS7 Link Statistics

EMS Parameter Name	RT / Hist	Gauge / Counter	Parameter Description
SS7 Link Transmitted LSSU's	RT	Counter	Total since last reset. Mib name: acPMSS7TxLSSUTotal
SS7 Link Received LSSU's	RT	Counter	Total since last reset. Mib name: acPMSS7RxLSSUTotal
SS7 Link Transmitted FISU's	RT	Counter	Total since last reset. Mib name: acPMSS7TxFISUTotal
SS7 Link Received FISU's	RT	Counter	Total since last reset. Mib name: acPMSS7RxFISUTotal
SS7 Link Transmitted Octets	RT	Counter	Total since last reset. Mib name: acPMSS7TxOctetsTotal
SS7 Link Received Octets	RT	Counter	Total since last reset. Mib name: acPMSS7RxOctetsTotal
SS7 Link MTP2 No Ack Received	RT	Counter	Total since last reset. Mib name: acPMSS7MTP2NoAckRxTotal
SS7 Link Discarded MSU's	RT	Counter	Total since last reset. Mib name: acPMSS7DiscMSUTotal

## 3.13 Frame: SS7 Linkset Monitoring (History)

### 3.13.1 Tab: SS7 Linkset Statistics

Frame: SS7 Linkset Monitoring (History), Tab: SS7 Linkset Statistics

EMS Parameter Name	RT / Hist	Gauge / Counter	Parameter Description
SS7 LinkSet SN0 Out of Service %	HIST	Counter	Percent of interval time for which gauge is above what was determined as the high threshold. In this case - 'Out Of Service'. Mib name: acPMSS7SN0LSOutOfServiceTimeAboveHighThreshold
SS7 LinkSet SN1 Out of Service %	HIST	Counter	Percent of interval time for which gauge is above what was determined as the high threshold. In this case - 'Out Of Service'. Mib name: acPMSS7SN1LSOutOfServiceTimeAboveHighThreshold

## 3.14 Frame: SS7 Node Monitoring (Real-Time)

### 3.14.1 Tab: SS7 Node Statistics

Frame: SS7 Node Monitoring (Real-Time), Tab: SS7 Node Statistics

EMS Parameter Name	RT / Hist	Gauge / Counter	Parameter Description
SS7 Node Transmitted MTP3 MSU's	RT	Counter	Total since last reset. Mib name: acPMSS7TxMTP3MSUTotal
SS7 Node Received MTP3 MSU's	RT	Counter	Total since last reset. Mib name: acPMSS7RxMTP3MSUTotal
SS7 Node Discarded MTP3 MSU's	RT	Counter	Total since last reset. Mib name: acPMSS7MTP3MSUDiscardedTotal

## 3.15 Frame: System Monitoring SIP (Configuration)

### 3.15.1 Tab: System IP

Frame: System Monitoring SIP (Configuration), Tab: System IP

EMS Parameter Name	RT / Hist	Gauge / Counter	Parameter Description
Number of Outgoing KBytes	HIST	Counter	Counts the total number of outgoing Kbytes (1000 bytes) from the interface during the last interval. Mib name: acPMNetUtilKBytesVolumeTx
Number of Incoming KBytes	HIST	Counter	Counts the total number of Kbytes (1000 bytes) received on the interface, including those received in error, during the last interval. Mib name: acPMNetUtilKBytesVolumeRx
Number of Outgoing Pkts	HIST	Counter	Counts the total number of outgoing Packets from the interface during the last interval. Mib name: acPMNetUtilPacketsVolumeTx
Number of Incoming Pkts	HIST	Counter	Counts the total number of Packets received on the interface, including those received in error, during the last interval. Mib name: acPMNetUtilPacketsVolumeRx
Number of Incoming Discarded Pkts	HIST	Counter	Counts the total number of malformed IP Packets received on the interface during the last interval. These are packets which are corrupted or discarded due to errors in their IP headers, including bad checksums, version number mismatch, other format errors, time-to-live exceeded, errors discovered in processing their IP options, etc. Mib name: acPMNetUtilDiscardedPacketsVal

### 3.15.2 Tab: VoP Call Statistics

Frame: System Monitoring SIP (Configuration), Tab: VoP Call Statistics

EMS Parameter Name	RT / Hist	Gauge / Counter	Parameter Description
Num of Active Contexts Avg	HIST	Gauge	Indicates the average number of voice calls connected on the gateway since the last clear. Mib name: acPMActiveContextCountAverage
Num of Active Contexts Min	HIST	Gauge	Indicates the minimum number of voice calls connected on the gateway since the last clear. Mib name: acPMActiveContextCountMin
Num of Active Contexts Max	HIST	Gauge	Indicates the maximum number of voice calls connected on the gateway since the last clear. Mib name: acPMActiveContextCountMax
G711 Active Calls Avg	HIST	Gauge	Indicates the average number of G.711 calls present on the TPM. Mib name: acPMChannelsPerCoderAverageG711
G723 Active Calls Avg	HIST	Gauge	Indicates the average number of G.723 calls present on the TPM. This attribute is only displayed if the G.723 Codec is provisioned on the DSP template. Mib name: acPMChannelsPerCoderAverageG723
G728 Active Calls Avg	HIST	Gauge	Indicates the average number of G.728 calls present on the TPM. This attribute is only displayed if the G.728 Codec is provisioned on the DSP template. Mib name: acPMChannelsPerCoderAverageG728
G729a Active Calls Avg	HIST	Gauge	Indicates the average number of G.729a calls present on the TPM. This attribute is only displayed if the G.729a Codec is provisioned on the DSP. Mib name: acPMChannelsPerCoderAverageG729a
G729e Active Calls Avg	HIST	Gauge	Indicates the average number of G.729e calls present on the TPM. This attribute is only displayed if the G.729e Codec is provisioned on the DSP template. Mib name: acPMChannelsPerCoderAverageG729e
AMR Active Calls Avg	HIST	Gauge	Indicates the average number of AMR calls present on the TPM. This attribute is only displayed if the AMR Codec is provisioned on the DSP template. Mib name: acPMChannelsPerCoderAverageAMR
EVRC Active Calls Avg	HIST	Gauge	Indicates the average number of EVRC calls present on the TPM. This attribute is only displayed if the EVRC Codec is provisioned on the DSP template. Mib name: acPMChannelsPerCoderAverageEVRC
Rx RTP Packet Loss Max	HIST	Gauge	Indicates the Max Rx RTP Packet loss (reported by RTCP) per TPM, up to this point in time during the collection interval, as indicated by the time Interval. Mib name: acPMModuleRTPPacketLossRxMax
Tx RTP Packet Loss Max	HIST	Gauge	Indicates the Max Tx RTP Packet loss (reported by RTCP) per TPM, up to this point in time during the collection interval, as indicated by the time Interval. Mib name: acPMModuleRTPPacketLossTxMax

EMS Parameter Name	RT / Hist	Gauge / Counter	Parameter Description
RTP delay Average	HIST	Gauge	Indicates the average RTP packets delay per TPM, up to this point in time during the collection interval, as indicated by the time Interval. Mib name: acPModulePacketDelayAverage
RTP delay Max	HIST	Gauge	Indicates the maximum RTP packets delay per TPM, up to this point in time during the collection interval, as indicated by the time Interval. Mib name: acPModulePacketDelayMax
RTP delay Min	HIST	Gauge	Indicates the minimum RTP packets delay per TPM, up to this point in time during the collection interval, as indicated by the time Interval. Mib name: acPModulePacketDelayMin
RTP jitter Average	HIST	Gauge	Indicates the average RTP packets jitter per TPM, up to this point in time during the collection interval, as indicated by the time Interval. Mib name: acPModulePacketJitterAverage
RTP jitter Min	HIST	Gauge	Indicates the minimum RTP packets jitter per TPM, up to this point in time during the collection interval, as indicated by the time Interval. Mib name: acPModulePacketJitterMin
RTP jitter Max	HIST	Gauge	Indicates the maximum RTP packets jitter per TPM, up to this point in time during the collection interval, as indicated by the time Interval. Mib name: acPModulePacketJitterMax
Rx RTP Bytes Max	HIST	Gauge	Indicates the Max Tx RTP Bytes per TPM, up to this point in time during the collection interval, as indicated by the time Interval. Mib name: acPModuleRTPBytesRxMax
Tx RTP Bytes Max	HIST	Gauge	Indicates the Max Rx RTP Bytes per TPM, up to this point in time during the collection interval, as indicated by the time Interval. Mib name: acPModuleRTPBytesTxMax
Rx RTP Packets Max	HIST	Gauge	Indicates the Max Rx RTP Packets per TPM, up to this point in time during the collection interval, as indicated by the time Interval. Mib name: acPModuleRTPPacketsRxMax
Tx RTP Packets Max	HIST	Gauge	Indicates the Max Tx RTP Packets per TPM, up to this point in time during the collection interval, as indicated by the time Interval. Mib name: acPModuleRTPPacketsTxMax
RTCP XR Average Conversational R Factor	HIST	Gauge	Average conversational R factor. Mib name: rtcpxrHistoryAvgRCQ
RTCP XR Maximum Conversational R Factor	HIST	Gauge	Maximum conversational R factor. Mib name: rtcpxrHistoryMaxRCQ
RTCP XR Minimum Conversational R Factor	HIST	Gauge	Minimum conversational R factor. Mib name: rtcpxrHistoryMinRCQ

### 3.15.3 Tab: Common Control

Frame: System Monitoring SIP (Configuration), Tab: Common Control

EMS Parameter Name	RT / Hist	Gauge / Counter	Parameter Description
Lifetime in seconds Avg	HIST	Counter	Indicates the Connection lifetime, in seconds. Mib name: acPMCPConnectionLifetimeAverage
Lifetime in seconds Min	HIST	Counter	Indicates the Connection lifetime, in seconds. Mib name: acPMCPConnectionLifetimeMin
Lifetime in seconds Max	HIST	Counter	Indicates the Connection lifetime, in seconds. Mib name: acPMCPConnectionLifetimeMax
MGC response counters	HIST	Counter	Indicates the MGC response counters. Mib name: acPMCPCommandCounterValRx
MGC command counters	HIST	Counter	Indicates the MGC command counters. Mib name: acPMCPCommandCounterValTx
MGC Rx retransmissions	HIST	Counter	Counts the number of incoming retransmissions. Mib name: acPMCPRetransmissionCountValRx
MGC Tx retransmissions	HIST	Counter	Counts the number of transactions retransmissions sent from the board. Mib name: acPMCPRetransmissionCountValTx
Call Attempts Per Sec Average	HIST	Counter	Average of call attempts (successful and unsuccessful) per second, during last interval. Mib name: acPMCPCallAttemptsPerSecAverage
Call Attempts Per Sec Max	HIST	Counter	Maximum of call attempts (successful and unsuccessful) per second, during last interval. Mib name: acPMCPCallAttemptsPerSecMax
Call Attempts Per Sec Min	HIST	Counter	Minimum of call attempts (successful and unsuccessful) per second, during last interval. Mib name: acPMCPCallAttemptsPerSecMin

### 3.15.4 Tab: SIP IP to Tel

Frame: System Monitoring SIP (Configuration), Tab: SIP IP to Tel

EMS Parameter Name	RT / Hist	Gauge / Counter	Parameter Description
IP to Tel Number of Call Attempts	HIST	Counter	Indicates the number of attempted calls for IP to Tel direction, during last interval. Mib name: acPMSIPAttemptedCallsValIP2Tel
IP to Tel Number of Established Calls	HIST	Counter	Indicates the number of established calls for IP to Tel direction, during last interval. Mib name: acPMSIPEstablishedCallsValIP2Tel
IP to Tel Number of Calls Terminated due to a Busy Line	HIST	Counter	Indicates the number of calls that failed as a result of a busy line for IP to Tel direction, during last interval. Mib name: acPMSIPBusyCallsValIP2Tel



EMS Parameter Name	RT / Hist	Gauge / Counter	Parameter Description
IP to Tel Number of Calls Terminated due to No Answer	HIST	Counter	Indicates the number of calls that weren't answered for IP to Tel direction, during last interval. Mib name: acPMSIPNoAnswerCallsValIP2Tel
IP to Tel Number of Calls Terminated due to Forward	HIST	Counter	Indicates the number of calls that were terminated due to a call forward for IP to Tel direction, during last interval. Mib name: acPMSIPForwardedCallsValIP2Tel
IP to Tel Number of Failed Calls due to No Route	HIST	Counter	Indicates the number of calls whose destinations weren't found for IP to Tel direction, during last interval. Mib name: acPMSIPNoRouteCallsValIP2Tel
IP to Tel Number of Failed Calls due to No Matched Capabilities	HIST	Counter	Indicates the number of calls that failed due to mismatched media server capabilities for IP to Tel direction, during last interval. Mib name: acPMSIPNoMatchCallsValIP2Tel
IP to Tel Number of Failed Calls due to No Resources	HIST	Counter	Indicates the number of calls that failed due to unavailable resources or a media server lock for IP to Tel direction, during last interval. Mib name: acPMSIPNoResourcesCallsValIP2Tel
IP to Tel Number of Failed Calls due to Other reasons	HIST	Counter	This counter is incremented as a result of calls that fail due to reasons not covered by the other counters for IP to Tel direction, during last interval. Mib name: acPMSIPFailCallsValIP2Tel
IP to Tel Fax Call Attempts	HIST	Counter	Indicates the number of attempted fax calls for IP to Tel direction, during last interval. Mib name: acPMSIPFaxAttemptedCallsValIP2Tel
IP to Tel Successful Fax Calls	HIST	Counter	Indicates the number of successful fax calls for IP to Tel direction, during last interval. Mib name: acPMSIPFaxSuccessCallsValIP2Tel
IP to Tel Average Call Duration [sec]	HIST	Gauge	Indicates the average call duration of established calls for IP to Tel direction, during last interval. Mib name: acPMSIPCallDurationAverageIP2Tel

### 3.15.5 Tab: SIP Tel to IP

Frame: System Monitoring SIP (Configuration), Tab: SIP Tel to IP

EMS Parameter Name	RT / Hist	Gauge / Counter	Parameter Description
Tel to IP Number of Call Attempts	HIST	Counter	Indicates the number of attempted calls for Tel to IP direction, during last interval. Mib name: acPMSIPAttemptedCallsValTel2IP
Tel to IP Number of Established Calls	HIST	Counter	Indicates the number of established calls for Tel to IP direction, during last interval. Mib name: acPMSIPEstablishedCallsValTel2IP
Tel to IP Number of Calls Terminated due to a Busy Line	HIST	Counter	Indicates the number of calls that failed as a result of a busy line for Tel to IP direction, during last interval. Mib name: acPMSIPBusyCallsValTel2IP
Tel to IP Number of Calls Terminated due to No Answer	HIST	Counter	Indicates the number of calls that weren't answered for Tel to IP direction, during last interval. Mib name: acPMSIPNoAnswerCallsValTel2IP
Tel to IP Number of Calls Terminated due to Forward	HIST	Counter	Indicates the number of calls that were terminated due to a call forward for Tel to IP direction, during last interval. Mib name: acPMSIPForwardedCallsValTel2IP
Tel to IP Number of Failed Calls due to No Route	HIST	Counter	Indicates the number of calls whose destinations weren't found for Tel to IP direction, during last interval. Mib name: acPMSIPNoRouteCallsValTel2IP
Tel to IP Number of Failed Calls due to No Matched Capabilities	HIST	Counter	Indicates the number of calls that failed due to mismatched media server capabilities for Tel to IP direction, during last interval. Mib name: acPMSIPNoMatchCallsValTel2IP
Tel to IP Number of Failed Calls due to No Resources	HIST	Counter	Indicates the number of calls that failed due to unavailable resources or a media server lock for Tel to IP direction, during last interval. Mib name: acPMSIPNoResourcesCallsValTel2IP
Tel to IP Number of Failed Calls due to Other reasons	HIST	Counter	This counter is incremented as a result of calls that fail due to reasons not covered by the other counters for Tel to IP direction, during last interval. Mib name: acPMSIPFailCallsValTel2IP
Tel to IP Fax Call Attempts	HIST	Counter	Indicates the number of attempted fax calls for Tel to IP direction, during last interval. Mib name: acPMSIPFaxAttemptedCallsValTel2IP
Tel to IP Successful Fax Calls	HIST	Counter	Indicates the number of successful fax calls for Tel to IP direction, during last interval. Mib name: acPMSIPFaxSuccessCallsValTel2IP
Tel to IP Average Call Duration [sec]	HIST	Gauge	Indicates the average call duration of established calls for Tel to IP direction, during last interval. Mib name: acPMSIPCallDurationAverageTel2IP

### 3.15.6 Tab: SS7 Linkset

Frame: System Monitoring SIP (Configuration), Tab: SS7 Linkset

EMS Parameter Name	RT / Hist	Gauge / Counter	Parameter Description
SS7 LinkSet SN0 Out of Service %	HIST	Counter	Percent of interval time for which gauge is above what was determined as the high threshold. In this case - 'Out Of Service'. Mib name: acPMSS7SN0LSOutOfServiceTimeAboveHighThreshold
SS7 LinkSet SN1 Out of Service %	HIST	Counter	Percent of interval time for which gauge is above what was determined as the high threshold. In this case - 'Out Of Service'. Mib name: acPMSS7SN1LSOutOfServiceTimeAboveHighThreshold

### 3.15.7 Tab: SS7 Link

Frame: System Monitoring SIP (Configuration), Tab: SS7 Link

EMS Parameter Name	RT / Hist	Gauge / Counter	Parameter Description
SS7 Link Transmitted LSSU's	HIST	Counter	Value of gauge or counter. Mib name: acPMSS7TxLSSUVal
SS7 Link Received LSSU's	HIST	Counter	Value of gauge or counter. Mib name: acPMSS7RxLSSUVal
SS7 Link Transmitted FISU's	HIST	Counter	Value of gauge or counter. Mib name: acPMSS7TxFISUVal
SS7 Link Received FISU's	HIST	Counter	Value of gauge or counter. Mib name: acPMSS7RxFISUVal
SS7 Link Discarded MSU's	HIST	Counter	Value of gauge or counter. Mib name: acPMSS7DiscMSUVal
SS7 Link In Service %	HIST	Counter	Percent of interval time for which gauge is above what was determined as the high threshold. In this case - 'In Service'. Mib name: acPMSS7InServiceTimeAboveHighThreshold
SS7 Link Out Of Service %	HIST	Counter	Percent of interval time for which gauge is above what was determined as the high threshold. In this case - 'Out Of Service'. Mib name: acPMSS7OutOfServiceTimeAboveHighThreshold

### 3.15.8 Tab: SRD Statistics

Frame: System Monitoring SIP (Configuration), Tab: SRD Statistics

EMS Parameter Name	RT / Hist	Gauge / Counter	Parameter Description
SIP SRD Dialogs Val	HIST	Counter	Value of gauge or counter. Mib name: acPMSIPSRDDialogsVal
SIP SRD Invite Dialogs Val	HIST	Counter	Value of gauge or counter. Mib name: acPMSIPSRDInviteDialogsVal
SIP SRD Subscribe Dialogs Val	HIST	Counter	Value of gauge or counter. Mib name: acPMSIPSRDSubscribeDialogsVal
SIP SRD Other Dialogs Val	HIST	Counter	Value of gauge or counter. Mib name: acPMSIPSRDOtherDialogsVal

### 3.15.9 Tab: IP Group Statistics

Frame: System Monitoring SIP (Configuration), Tab: IP Group Statistics

EMS Parameter Name	RT / Hist	Gauge / Counter	Parameter Description
SIP IP Group Dialogs Val	HIST	Counter	Value of gauge or counter. Mib name: acPMSIIPGroupDialogsVal
SIP IP Group Invite Dialogs Val	HIST	Counter	Value of gauge or counter. Mib name: acPMSIIPGroupInviteDialogsVal
SIP IP Group Subscribe Dialogs Val	HIST	Counter	Value of gauge or counter. Mib name: acPMSIIPGroupSubscribeDialogsVal
SIP IP Group Other Dialogs Val	HIST	Counter	Value of gauge or counter. Mib name: acPMSIIPGroupOtherDialogsVal

### 3.15.10 Tab: Trunk Group Statistics

Frame: System Monitoring SIP (Configuration), Tab: Trunk Group Statistics

EMS Parameter Name	RT / Hist	Gauge / Counter	Parameter Description
Tel to IP Trunk Group Established Calls Val	HIST	Counter	Value of gauge or counter. Mib name: acPMSIPTel2IPTrunkGroupEstablishedCallsVal
IP to Tel Trunk Group Established Calls Val	HIST	Counter	Value of gauge or counter. Mib name: acPMSIIP2TelTrunkGroupEstablishedCallsVal
Trunk Group All Trunks Busy (sec)	HIST	Counter	Value of gauge or counter. Mib name: acPMSIPTrunkGroupAllTrunksBusyVal
Trunk Group Utilization (channels)	HIST	Gauge	Value of gauge or counter. Mib name: acPMSIPTrunkGroupUtilizationVal

## 3.16 Frame: Trunk Group Monitoring (History)

### 3.16.1 Tab: Trunk Group Statistics

Frame: Trunk Group Monitoring (History), Tab: Trunk Group Statistics

EMS Parameter Name	RT / Hist	Gauge / Counter	Parameter Description
Tel to IP Trunk Group Established Calls Val	HIST	Counter	Value of gauge or counter. Mib name: acPMSIPTel2IPTrunkGroupEstablishedCallsVal
IP to Tel Trunk Group Established Calls Val	HIST	Counter	Value of gauge or counter. Mib name: acPMSIPIP2TelTrunkGroupEstablishedCallsVal
Trunk Group All Trunks Busy (sec)	HIST	Counter	Value of gauge or counter. Mib name: acPMSIPTrunkGroupAllTrunksBusyVal
Trunk Group Utilization (channels)	HIST	Gauge	Value of gauge or counter. Mib name: acPMSIPTrunkGroupUtilizationVal

## 3.17 Frame: Trunk Group Monitoring (Real-Time)

### 3.17.1 Tab: Trunk Group Statistics

Frame: Trunk Group Monitoring (Real-Time), Tab: Trunk Group Statistics

EMS Parameter Name	RT / Hist	Gauge / Counter	Parameter Description
Tel to IP Trunk Group Established Calls Val	RT	Counter	Value of gauge or counter. Mib name: acPMSIPTel2IPTrunkGroupEstablishedCallsVal
IP to Tel Trunk Group Established Calls Val	RT	Counter	Value of gauge or counter. Mib name: acPMSIPIP2TelTrunkGroupEstablishedCallsVal
Trunk Group All Trunks Busy (sec)	RT	Counter	Value of gauge or counter. Mib name: acPMSIPTrunkGroupAllTrunksBusyVal
Trunk Group Utilization (channels)	RT	Gauge	Value of gauge or counter. Mib name: acPMSIPTrunkGroupUtilizationVal

## 3.18 Frame: Trunk Monitoring (History)

### 3.18.1 Tab: Trunk Performance

Frame: Trunk Monitoring (History), Tab: Trunk Performance

EMS Parameter Name	RT / Hist	Gauge / Counter	Parameter Description
Trunk utilization Avg	HIST	Gauge	Indicates the Average of simultaneously busy DS0 channels on this Trunk up to this point in time during the collection interval, as indicated by the Time Interval. A busy channel is when the Physical DS0 Termination isn't in Null context or OOS. A Trunk is either E1 or T1. Mib name: acPMTrunkUtilizationAverage
Trunk utilization Min	HIST	Gauge	Indicates the Minimum of simultaneously busy DS0 channels on this Trunk up to this point in time during the collection interval, as indicated by the Time Interval. A busy channel is when the Physical DS0 Termination isn't in Null context or OOS. A Trunk is either E1 or T1. Mib name: acPMTrunkUtilizationMin
Trunk utilization Max	HIST	Gauge	Indicates the Maximum of simultaneously busy DS0 channels on this Trunk up to this point in time during the collection interval, as indicated by the Time Interval. A busy channel is when the Physical DS0 Termination isn't in Null context or OOS. A Trunk is either E1 or T1. Mib name: acPMTrunkUtilizationMax
Trunk Errored Seconds	HIST	Gauge	Indicates the number of Errored Seconds. Mib name: dsx1IntervalESS
Trunk Controlled Slip Seconds	HIST	Gauge	Indicates the number of Controlled Slip Seconds. Mib name: dsx1IntervalCSSs
Trunk Path Coding Violations	HIST	Gauge	Indicates the number of Path Coding Violations. Mib name: dsx1IntervalPCVs
Trunk Bursty Errored Seconds	HIST	Gauge	Indicates the number of Bursty Errored Seconds. Mib name: dsx1IntervalBESS

## 3.19 Frame: Trunk Monitoring (Real-Time)

### 3.19.1 Tab: Trunk Performance

Frame: Trunk Monitoring (Real-Time), Tab: Trunk Performance

EMS Parameter Name	RT / Hist	Gauge / Counter	Parameter Description
Trunk utilization	RT	Gauge	This attribute indicates the Current simultaneous busy DS0 channels on this Trunk. A busy channel is when the Physical DS0 Termination isn't in Null context or OOS. A Trunk is either E1 or T1. Mib name: acPMTTrunkUtilizationVal
Trunk Calls Duration	RT	Gauge	Value of gauge or counter. Mib name: acPMPSTNTrunkActivitySecondsVal
Trunk Errored Seconds	RT	Gauge	This attribute indicates amount of Errored Seconds encountered by a DS1 interface in the previous 24 hour interval. Invalid 15 minute intervals count as 0. Mib name: dsx1TotalESS
Trunk Controlled Slip Seconds	RT	Gauge	This attribute indicates amount of Controlled Slip Seconds encountered by a DS1 interface in the previous 24 hour interval. Invalid 15 minute intervals count as 0. Mib name: dsx1TotalCSSs
Trunk Path Coding Violations	RT	Gauge	This attribute indicates amount of Path Coding Violations encountered by a DS1 interface in the previous 24 hour interval. Invalid 15 minute intervals count as 0. Mib name: dsx1TotalPCVs
Trunk Bursty Errored Seconds	RT	Gauge	This attribute indicates amount of Bursty Errored Seconds encountered by a DS1 interface in the previous 24 hour interval. Invalid 15 minute intervals count as 0. Mib name: dsx1TotalBESS

**Reader's Notes**



## 4 Alarms

Supported alarms / events can fall into one of the following categories:

- Standard traps: traps originated by the media gateway / server - all the standard traps are treated as events.
- Proprietary alarms / events: traps originated by the media gateway / server and defined in the gateway proprietary MIB.
- EMS alarms / events: traps originated by the EMS application and defined in the EMS proprietary MIB.

To find out which traps are defined as Events, refer to 'Alarm Name' or 'Alarm Title' fields in the table. All the events are marked with [Event] prefix. This is how events are marked in the EMS Alarms Browser and Alarms History windows.

Each alarm / event described in this section includes the following information:

### Information Included in Each Alarm

<b>Alarm Name</b>	The alarm name, as it appears in the EMS Alarm Browser.
<b>Alarm Source</b>	Possible values of sources if applicable to a specific alarm. This value is displayed from the variable-binding tgTrapGlobalsSource. For the complete list of Managed Objects, refer to the Mediant 5000 / 8000 Programmers' User Manual.
<b>Severity</b>	Possible values of severities. This value is displayed from the variable-binding tgTrapGlobalsSeverity.
<b>Alarm Type</b>	Alarm type according to ITU X.733 definition. This value is displayed from the variable-binding tgTrapGlobalsType.
<b>Alarm Probable Cause</b>	Alarm probable cause according to ITU X.733 definition. This value is displayed from the variable-binding tgTrapGlobalsProbableCause.
<b>Description</b>	Textual description of specific problem. This value is displayed from the variable-binding tgTrapGlobalsTextualDescription. The document includes a few examples of the possible values of this field.
<b>Additional Info</b>	Additional information fields provided by MG application, depending on the specific scenario. These values are displayed from tgTrapGlobalsAdditionalInfo1, tgTrapGlobalsAdditionalInfo2 and tgTrapGlobalsAdditionalInfo3. The document includes a few examples of the possible values of this field.
<b>SNMP Trap Name</b>	NOTIFICATION-TYPE Name as it appears in the MIB.
<b>SNMP Trap OID</b>	NOTIFICATION-TYPE OID as it appears in the MIB.
<b>Corrective Action</b>	Possible corrective action when applicable.

## 4.1 Standard Traps

### 4.1.1 Cold Start

#### Cold Start

<b>Description</b>	SNMPv2-MIB: A coldStart trap signifies that the SNMP entity, supporting a notification originator application, is reinitializing itself and that its configuration may have been altered.
<b>SNMP Alarm</b>	coldStart
<b>SNMP OID</b>	1.3.6.1.6.3.1.1.5.1
<b>Alarm Title</b>	[Event] Cold Start
<b>Alarm Type</b>	Communication Alarm
<b>Alarm Source</b>	
<b>Probable Cause</b>	Other
<b>Severity</b>	Clear
<b>Additional Info<sup>1,2,3</sup></b>	
<b>Corrective Action</b>	

### 4.1.2 Link Down

This alarm is supported for Ethernet and DS1 links. In the Mediant 3000, it is also supported for DS3, SONET and SDH links.

#### Link Down

<b>Description</b>	SNMPv2-MIB: A linkDown trap signifies that the SNMP entity, acting in an agent role, has detected that the ifOperStatus object for one of its communication links is about to enter the down state from some other state (but not from the notPresent state). This other state is indicated by the included value of ifOperStatus.
<b>SNMP Alarm</b>	[Event] linkDown
<b>SNMP OID</b>	1.3.6.1.6.3.1.1.5.3
<b>Alarm Title</b>	Link Down
<b>Alarm Type</b>	Communication Alarm
<b>Alarm Source</b>	
<b>Probable Cause</b>	Other
<b>Severity</b>	Major
<b>Additional Info1,2,3</b>	
<b>Corrective Action</b>	

### 4.1.3 Link Up

This alarm is supported for Ethernet and DS1 links. In the Mediant 3000, it is also supported for DS3, SONET and SDH links.

#### Link Up

<b>Description</b>	SNMPv2-MIB: A linkUp trap signifies that the SNMP entity, acting in an agent role, has detected that the ifOperStatus object for one of its communication links left the down state and transitioned into some other state (but not into the notPresent state). This other state is indicated by the included value of ifOperStatus.
<b>SNMP Alarm</b>	[Event] linkUp
<b>SNMP OID</b>	1.3.6.1.6.3.1.1.5.4
<b>Alarm Title</b>	Link Up
<b>Alarm Type</b>	Communication Alarm
<b>Alarm Source</b>	
<b>Probable Cause</b>	Other
<b>Severity</b>	Clear
<b>Additional Info1,2,3</b>	
<b>Corrective Action</b>	

## 4.1.4 Entity Configuration Change

### Entity Configuration Change

<b>Description</b>	Entity-MIB: An entConfigChange notification is generated when the value of entLastChangeTime changes.
<b>SNMP Alarm</b>	[Event] entConfigChange
<b>SNMP OID</b>	1.3.6.1.2.1.47.2.0.1
<b>Alarm Title</b>	Entity Configuration Change
<b>Alarm Type</b>	Equipment Alarm
<b>Alarm Source</b>	
<b>Probable Cause</b>	Other
<b>Severity</b>	Info
<b>Additional Info<sup>1,2,3</sup></b>	
<b>Corrective Action</b>	

## 4.1.5 Authentication Failure

### Authentication Failure

<b>Description</b>	SNMPv2-MIB: An authenticationFailure trap signifies that the SNMP entity has received a protocol message that is no properly authenticated. While all implementations of SNMP entities MAY be capable of generating this trap, the snmpEnableAuthenTraps object indicates whether this trap will be generated.
<b>SNMP Alarm</b>	[Event] authenticationFailure
<b>SNMP OID</b>	1.3.6.1.6.3.1.1.5.5
<b>Alarm Title</b>	Authentication Failure
<b>Alarm Type</b>	Communication Alarm
<b>Alarm Source</b>	
<b>Probable Cause</b>	Other
<b>Severity</b>	Major
<b>Additional Info<sup>1,2,3</sup></b>	
<b>Corrective Action</b>	

## 4.1.6 DS1 Line Status

### DS1 Line Status

<b>Description</b>	From RFC 3895 (Definitions of Managed Objects for the DS1, E1, DS2, and E2 Interface Types. O. Nicklass, Ed.. September 2004): A dsx1LineStatusChange trap is sent when the value of an instance dsx1LineStatus changes. It can be utilized by an NMS to trigger polls. When the line status change results from a higher level line status change (i.e., ds3), then no traps for the ds1 are sent.																																																			
<b>SNMP Alarm</b>	[Event] dsx1LineStatusChange																																																			
<b>SNMP OID</b>	1.3.6.1.2.1.10.18.15.0.1																																																			
<b>Alarm Title</b>	DS1 Line Status																																																			
<b>Alarm Type</b>	Communication Alarm																																																			
<b>Alarm Source</b>	Trunk# (number of trunk)																																																			
<b>Probable Cause</b>	Other																																																			
<b>Severity</b>	Major on raise, Clear on clear																																																			
<b>Additional Info1,2,3</b>	<p>Updated DS1 Line Status.</p> <p>This variable indicates the Line Status of the interface. It contains loopback, failure, received 'alarm' and transmitted 'alarms' information.</p> <p>The dsx1LineStatus is a bit map represented as a sum, therefore, it can represent multiple failures (alarms) and a LoopbackState simultaneously. dsx1NoAlarm must be set if and only if no other flag is set. If the dsx1loopbackState bit is set, the loopback in effect can be determined from the dsx1loopbackConfig object. The various bit positions are:</p> <table> <tr> <td>1</td> <td>dsx1NoAlarm</td> <td>No alarm present</td> </tr> <tr> <td>2</td> <td>dsx1RcvFarEndLOF Alarm)</td> <td>Far end LOF (a.k.a., Yellow Alarm)</td> </tr> <tr> <td>4</td> <td>dsx1XmtFarEndLOF Indication</td> <td>Near end sending LOF</td> </tr> <tr> <td>8</td> <td>dsx1RcvAIS</td> <td>Far end sending AIS</td> </tr> <tr> <td>16</td> <td>dsx1XmtAIS</td> <td>Near end sending AIS</td> </tr> <tr> <td>32</td> <td>dsx1LossOfFrame</td> <td>Near end LOF (a.k.a., Red Alarm)</td> </tr> <tr> <td>64</td> <td>dsx1LossOfSignal</td> <td>Near end Loss Of Signal</td> </tr> <tr> <td>128</td> <td>dsx1LoopbackState</td> <td>Near end is looped</td> </tr> <tr> <td>256</td> <td>dsx1T16AIS</td> <td>E1 TS16 AIS</td> </tr> <tr> <td>512</td> <td>dsx1RcvFarEndLOMF</td> <td>Far End Sending TS16 LOMF</td> </tr> <tr> <td>1024</td> <td>dsx1XmtFarEndLOMF</td> <td>Near End Sending TS16 LOMF</td> </tr> <tr> <td>2048</td> <td>dsx1RcvTestCode</td> <td>Near End detects a test code</td> </tr> <tr> <td>4096</td> <td>dsx1OtherFailure</td> <td>Any line status not defined here</td> </tr> <tr> <td>8192</td> <td>dsx1UnavailSigState</td> <td>Near End in Unavailable Signal State</td> </tr> <tr> <td>16384</td> <td>dsx1NetEquipOOS Service</td> <td>Carrier Equipment Out of Service</td> </tr> <tr> <td>32768</td> <td>dsx1RcvPayloadAIS</td> <td>DS2 Payload AIS</td> </tr> <tr> <td>65536</td> <td>dsx1Ds2PerfThreshold</td> <td>DS2 Performance Threshold Exceeded</td> </tr> </table>	1	dsx1NoAlarm	No alarm present	2	dsx1RcvFarEndLOF Alarm)	Far end LOF (a.k.a., Yellow Alarm)	4	dsx1XmtFarEndLOF Indication	Near end sending LOF	8	dsx1RcvAIS	Far end sending AIS	16	dsx1XmtAIS	Near end sending AIS	32	dsx1LossOfFrame	Near end LOF (a.k.a., Red Alarm)	64	dsx1LossOfSignal	Near end Loss Of Signal	128	dsx1LoopbackState	Near end is looped	256	dsx1T16AIS	E1 TS16 AIS	512	dsx1RcvFarEndLOMF	Far End Sending TS16 LOMF	1024	dsx1XmtFarEndLOMF	Near End Sending TS16 LOMF	2048	dsx1RcvTestCode	Near End detects a test code	4096	dsx1OtherFailure	Any line status not defined here	8192	dsx1UnavailSigState	Near End in Unavailable Signal State	16384	dsx1NetEquipOOS Service	Carrier Equipment Out of Service	32768	dsx1RcvPayloadAIS	DS2 Payload AIS	65536	dsx1Ds2PerfThreshold	DS2 Performance Threshold Exceeded
1	dsx1NoAlarm	No alarm present																																																		
2	dsx1RcvFarEndLOF Alarm)	Far end LOF (a.k.a., Yellow Alarm)																																																		
4	dsx1XmtFarEndLOF Indication	Near end sending LOF																																																		
8	dsx1RcvAIS	Far end sending AIS																																																		
16	dsx1XmtAIS	Near end sending AIS																																																		
32	dsx1LossOfFrame	Near end LOF (a.k.a., Red Alarm)																																																		
64	dsx1LossOfSignal	Near end Loss Of Signal																																																		
128	dsx1LoopbackState	Near end is looped																																																		
256	dsx1T16AIS	E1 TS16 AIS																																																		
512	dsx1RcvFarEndLOMF	Far End Sending TS16 LOMF																																																		
1024	dsx1XmtFarEndLOMF	Near End Sending TS16 LOMF																																																		
2048	dsx1RcvTestCode	Near End detects a test code																																																		
4096	dsx1OtherFailure	Any line status not defined here																																																		
8192	dsx1UnavailSigState	Near End in Unavailable Signal State																																																		
16384	dsx1NetEquipOOS Service	Carrier Equipment Out of Service																																																		
32768	dsx1RcvPayloadAIS	DS2 Payload AIS																																																		
65536	dsx1Ds2PerfThreshold	DS2 Performance Threshold Exceeded																																																		
<b>Corrective Action</b>	-																																																			

## 4.1.7 DS3 Line Status

### DS3 Line Status

<b>Description</b>	From RFC 3896 (Definitions of Managed Objects for the DS3/E3 Interface Type. O.Nicklass, Ed.. September 2004): A dsx3LineStatusChange trap is sent when the value of an instance of dsx3LineStatus changes. It can be utilized by an NMS to trigger polls. When the line status change results in a lower level line status change (i.e., ds1), then no traps for the lower level are sent.																																				
<b>SNMP Alarm</b>	[Event] dsx3LineStatusChange																																				
<b>SNMP OID</b>	1.3.6.1.2.1.10.30.15.0.1																																				
<b>Alarm Title</b>	DS3 Line Status																																				
<b>Alarm Type</b>	Communication Alarm																																				
<b>Alarm Source</b>	Trunk# (number of trunk)																																				
<b>Probable Cause</b>	Other																																				
<b>Severity</b>	Major on raise, Clear on clear																																				
<b>Additional Info<sup>1,2,3</sup></b>	<p>Updated DS3 Line Status.</p> <p>This variable indicates the Line Status of the interface. It contains loopback state information and failure state information. The dsx3LineStatus is a bit map represented as a sum, therefore it can represent multiple failures and a loopback (see dsx3LoopbackConfig object for the type of loopback) simultaneously. The dsx3NoAlarm must be set if and only if no other flag is set. If the dsx3loopbackState bit is set, the loopback in effect can be determined from the dsx3loopbackConfig object.</p> <p>The various bit positions are:</p> <table border="0"> <tr> <td>1</td> <td>dsx3NoAlarm</td> <td>No alarm present</td> </tr> <tr> <td>2</td> <td>dsx3RcvRAIFailure Indication</td> <td>Receiving Yellow/Remote Alarm Indication</td> </tr> <tr> <td>4</td> <td>dsx3XmitRAIAlarm Indication</td> <td>Transmitting Yellow/Remote Alarm Indication</td> </tr> <tr> <td>8</td> <td>dsx3RcvAIS</td> <td>Receiving AIS failure state</td> </tr> <tr> <td>16</td> <td>dsx3XmitAIS</td> <td>Transmitting AIS</td> </tr> <tr> <td>32</td> <td>dsx3LOF</td> <td>Receiving LOF failure state</td> </tr> <tr> <td>64</td> <td>dsx3LOS</td> <td>Receiving LOS failure state</td> </tr> <tr> <td>128</td> <td>dsx3LoopbackState</td> <td>Looping the received signal</td> </tr> <tr> <td>256</td> <td>dsx3RcvTestCode</td> <td>Receiving a Test Pattern</td> </tr> <tr> <td>512</td> <td>dsx3OtherFailure</td> <td>Any line status not defined here</td> </tr> <tr> <td>1024</td> <td>dsx3UnavailSigState</td> <td>Near End in Unavailable Signal State</td> </tr> <tr> <td>2048</td> <td>dsx3NetEquipOOS</td> <td>Carrier Equipment Out of Service</td> </tr> </table>	1	dsx3NoAlarm	No alarm present	2	dsx3RcvRAIFailure Indication	Receiving Yellow/Remote Alarm Indication	4	dsx3XmitRAIAlarm Indication	Transmitting Yellow/Remote Alarm Indication	8	dsx3RcvAIS	Receiving AIS failure state	16	dsx3XmitAIS	Transmitting AIS	32	dsx3LOF	Receiving LOF failure state	64	dsx3LOS	Receiving LOS failure state	128	dsx3LoopbackState	Looping the received signal	256	dsx3RcvTestCode	Receiving a Test Pattern	512	dsx3OtherFailure	Any line status not defined here	1024	dsx3UnavailSigState	Near End in Unavailable Signal State	2048	dsx3NetEquipOOS	Carrier Equipment Out of Service
1	dsx3NoAlarm	No alarm present																																			
2	dsx3RcvRAIFailure Indication	Receiving Yellow/Remote Alarm Indication																																			
4	dsx3XmitRAIAlarm Indication	Transmitting Yellow/Remote Alarm Indication																																			
8	dsx3RcvAIS	Receiving AIS failure state																																			
16	dsx3XmitAIS	Transmitting AIS																																			
32	dsx3LOF	Receiving LOF failure state																																			
64	dsx3LOS	Receiving LOS failure state																																			
128	dsx3LoopbackState	Looping the received signal																																			
256	dsx3RcvTestCode	Receiving a Test Pattern																																			
512	dsx3OtherFailure	Any line status not defined here																																			
1024	dsx3UnavailSigState	Near End in Unavailable Signal State																																			
2048	dsx3NetEquipOOS	Carrier Equipment Out of Service																																			
<b>Corrective Action</b>	-																																				

## 4.2 EMS Alarms

### 4.2.1 EMS Trap Receiver Binding Error

#### EMS Trap Receiver Binding Error

<b>Textual Description</b>	This alarm is generated during server startup if an error occurs indicating that the SNMP trap receiver port is already taken.
<b>SNMP OID</b>	acEMSSnmpCannotBindError- 1.3.6.1.4.1.5003.9.20.3.2.0.1
<b>AlarmTitle</b>	[Event] EMS Trap Receiver Binding Error
<b>ItuAlarmType</b>	Environmental Alarm
<b>AlarmSource</b>	EMS Server
<b>Probable Cause</b>	Application Subsystem Failure
<b>Severity</b>	Critical
<b>Additional Info</b>	-
<b>Corrective Action</b>	<p>Run netstats command to verify which application uses the alarms reception port (by default UDP post 162).</p> <ul style="list-style-type: none"> <li>EMS application: If it's busy, check which application uses this port. If it's not freed by the EMS application, restart the EMS Server application according to the equipment installation manual.</li> <li>Other network management application: change the EMS application and all managed gateways' default alarm reception ports.</li> </ul>
<b>Media Gateways</b>	All the gateways managed by the EMS

## 4.2.2 GW Connection Alarm

### GW Connection Alarm

<b>Textual Description</b>	Originated by the EMS when an SNMP Timeout occurs for the first time in the Media Gateway
<b>SNMP OID</b>	acEMSNodeConnectionLostAlarm - 1.3.6.1.4.1.5003.9.20.3.2.0.3
<b>AlarmTitle</b>	GW Connection Alarm
<b>ItuAlarmType</b>	Communications Alarm
<b>AlarmSource</b>	Media Gateway
<b>Probable Cause</b>	Communications Subsystem Failure
<b>Severity</b>	Critical
<b>Additional Info</b>	-
<b>Corrective Action</b>	<p>Communication problem: Try to ping the gateway to check if there is network communication.</p> <ul style="list-style-type: none"> <li>• Default gateway alive: Open the network screen. Check the default gateway IP address and ping it.</li> <li>• SNMP Community Strings: Verify that the community string defined in the EMS for the gateway matches the actual gateway community strings. To check the community string, right-click on the gateway, select the 'Details' menu. Default community strings: read = public, write = private.</li> <li>• Hardware Problem: Check that the gateway is alive according to the LEDs. Verify that network and power cables are in place and plugged in.</li> </ul>
<b>Media Gateways</b>	All the gateways managed by the EMS



## 4.2.3 GW Mismatch Alarm

### GW Mismatch Alarm

<b>Textual Description</b>	<p>Activated when the EMS detects a hardware, software, predefine or configuration mismatch.</p> <ul style="list-style-type: none"> <li>• <b>Software Mismatch:</b> Activated when the EMS detects a software version mismatch between the actual and the previous definition of the Media Gateway (for example, Version 4.0.353 instead of the previously defined 4.0.278). This is also the case when the new version is not defined in the Software Manager.</li> <li>• <b>Hardware Mismatch:</b> Activated when the EMS detects a hardware mismatch between the actual and the previous definition of a Media Gateway.</li> <li>• <b>Configuration Mismatch:</b> Activated when the EMS detects a configuration mismatch between the actual parameter values provisioned and previous parameter values provisioned.</li> </ul>
<b>SNMP OID</b>	acEMSNoMismatchNodeAlarm - 1.3.6.1.4.1.5003.9.20.3.2.0.9
<b>AlarmTitle</b>	GW Mismatch Alarm
<b>ItuAlarmType</b>	Equipment Alarm
<b>AlarmSource</b>	Media Gateway/Software Media Gateway/Hardware Media Gateway/Configuration
<b>Probable Cause</b>	Other
<b>Severity</b>	Clear
<b>Additional Info</b>	-
<b>Corrective Action</b>	<ul style="list-style-type: none"> <li>• <b>Software Mismatch:</b> <ul style="list-style-type: none"> <li>✓ Define the detected version in the EMS Software Manager</li> <li>✓ Perform a Software Upgrade on the gateway with one of the supported versions.</li> </ul> </li> <li>• <b>Hardware Mismatch:</b> <ul style="list-style-type: none"> <li>✓ Perform remove / add a gateway from the EMS tree in order to resync EMS and the gateway status</li> <li>✓ Verify in the Software Manager that an appropriate version exists for the hardware type displayed in the error message</li> </ul> </li> <li>• <b>Configuration Mismatch:</b> <ul style="list-style-type: none"> <li>✓ Run Configuration Verification command in order to compare EMS configuration and actual MG configuration: <ul style="list-style-type: none"> <li>-MG configuration is incorrect: use configuration download to update MG with correct configuration saved in the EMS database.</li> <li>-MG is correct, EMS is not updated: use configuration upload to save a correct MG configuration in the EMS database.</li> </ul> </li> </ul> </li> <li>• Check the Actions Journal for recent updates of the gateway.</li> </ul>
<b>Media Gateways</b>	All the gateways managed by the EMS.

## 4.2.4 EMS Server Started

### EMS Server Started

<b>Textual Description</b>	Originated each time the server is started or restarted (warm boot/reboot) by the EMS Watchdog Process
<b>SNMP OID</b>	acEMSServerStartup- 1.3.6.1.4.1.5003.9.20.3.2.0.11
<b>AlarmTitle</b>	[Event] EMS Server Started
<b>ItuAlarmType</b>	Communications Alarm
<b>AlarmSource</b>	EMS Server
<b>Probable Cause</b>	Other
<b>Severity</b>	Major
<b>Additional Info</b>	-
<b>Corrective Action</b>	-
<b>Media Gateways</b>	All the gateways managed by the EMS.

## 4.2.5 Disk Space Alarm

### Disk Space Alarm

<b>Textual Description</b>	Originated when the EMS Server hard disk capacity is almost full.
<b>SNMP OID</b>	acEMSNotEnoughDiskSpaceAlarm - 1.3.6.1.4.1.5003.9.20.3.2.0.12
<b>AlarmTitle</b>	Disk Space Alarm
<b>ItuAlarmType</b>	Environment Alarm
<b>AlarmSource</b>	EMS Server
<b>Probable Cause</b>	-
<b>Severity</b>	Critical - disk usage > 80 % Major - disk usage > 70 %
<b>Additional Info</b>	-
<b>Corrective Action</b>	<ul style="list-style-type: none"> <li>▪ Clean all unnecessary files</li> <li>▪ Expand the hard disk</li> </ul>
<b>Media Gateways</b>	All the gateways managed by the EMS.

## 4.2.6 Software Replaced

### Software Replaced

<b>Textual Description</b>	Originates when the EMS discovers a software version replace between board versions, for example, from V4.6.009.004 to V4.6.152.003 (when both versions are managed by the EMS). Software Replace old version : <old version> new version <new version>
<b>SNMP OID</b>	acEMSSoftwareReplaceAlarm- 1.3.6.1.4.1.5003.9.20.3.2.0.14
<b>AlarmTitle</b>	[Event] Software Replaced
<b>ItuAlarmType</b>	Communications Alarm
<b>AlarmSource</b>	EMS Server
<b>Probable Cause</b>	Other
<b>Severity</b>	Info
<b>Additional Info</b>	If you initiated a performance measurements polling process before you initiated the software replacement process, the polling process is stopped.
<b>Corrective Action</b>	No action should be taken; this is an information alarm.
<b>Media Gateways</b>	All the gateways managed by the EMS.

## 4.2.7 Hardware Replaced

### Hardware Replaced

<b>Textual Description</b>	<p>Originated when the EMS discovers a different gateway (according to the MAC address) to what was initially defined, while the Hardware Type remains the same.</p> <p>Hardware Replace is discovered by the MAC address and performed during Board Started trap.</p>
<b>SNMP OID</b>	acEMSHardwareReplaceAlarm - 1.3.6.1.4.1.5003.9.20.3.2.0.15
<b>AlarmTitle</b>	[Event] Hardware Replaced
<b>ItuAlarmType</b>	Equipment Alarm
<b>AlarmSource</b>	Media Gateway
<b>Probable Cause</b>	Other
<b>Severity</b>	Major
<b>Additional Info</b>	-
<b>Corrective Action</b>	-
<b>Media Gateways</b>	MediaPacks, Mediant 1000, Mediant 2000, Mediant 3000

## 4.2.8 HTTP/HTTPS Access Disabled

### HTTP/HTTPS Access Disabled

<b>Textual Description</b>	<p>Originated when HTTP access is disabled by EMS hardening but the EMS manages media gateways that require HTTP access for software upgrade.</p> <p>Originated on server startup.</p>
<b>SNMP OID</b>	acEMSHHTTPDisabled - 1.3.6.1.4.1.5003.9.20.3.2.0.16
<b>AlarmTitle</b>	[Event] HTTP/HTTPS Access Disabled
<b>ItuAlarmType</b>	Environmental Alarm
<b>AlarmSource</b>	EMS Server
<b>Probable Cause</b>	Application Subsystem Failure
<b>Severity</b>	Major
<b>Additional Info</b>	-
<b>Corrective Action</b>	Separate the gateways between two EMS Servers (secured & unsecured)
<b>Media Gateways</b>	Gateways using the HTTP server for the software upgrade procedure: MediaPacks, Mediant 1000, Mediant 2000, Mediant 3000.

## 4.2.9 PM File Generated

### PM File Generated

<b>Textual Description</b>	Originated when a PM file is generated in the EMS server, and it can be retrieved by a higher level management system.
<b>SNMP OID</b>	acEMSPmFileGenerate - 1.3.6.1.4.1.5003.9.20.3.2.0.18
<b>AlarmTitle</b>	[Event] PM File Generated
<b>ItuAlarmType</b>	Other
<b>AlarmSource</b>	EMS Server
<b>Probable Cause</b>	Other
<b>Severity</b>	Info
<b>Additional Info</b>	The performance summary data from<start polling interval time> to<timeStempFileTo> of media gateway<nodeIPAdd> was saved in PM file <fileName>.
<b>Corrective Action</b>	-
<b>Media Gateways</b>	All Gateways

## 4.2.10 PM Polling Error

### PM Polling Error

<b>Textual Description</b>	Originated when a PM History stops collecting performance summary data from MG. Possible reasons are: NTP synchronization lost, Connection Loss, SW Mismatch, etc..
<b>SNMP OID</b>	acEMSPmHistoryAlarm - 1.3.6.1.4.1.5003.9.20.3.2.0.19
<b>AlarmTitle</b>	[Event] PM Polling Error
<b>ItuAlarmType</b>	Other
<b>AlarmSource</b>	EMS Server
<b>Probable Cause</b>	Other
<b>Severity</b>	Minor
<b>Additional Info</b>	
<b>Corrective Action</b>	<p>Verify in the 'Textual Description' (see above) the reason why the PM history stopped.</p> <ul style="list-style-type: none"> <li>▪ When the reason is 'NTP synchronization lost', verify that the gateway and the EMS Server machine are synchronized to the same NTP server and have accurate time definitions.</li> <li>▪ When the reason is 'Software Mismatch', you can stop the PM history collection until the new version is added to the Software Manager.</li> <li>▪ When the reason is 'Connection Loss' between the EMS Server and the gateway, polling continues automatically when the connection is re-established; the purpose of the alarm in this case is to inform users of missing samples.</li> </ul> <p>Note: The alarm continues to activate every 15 minutes unless you fix the problem or manually stop PM polling of the Gateway.</p>
<b>Media Gateways</b>	All Gateways

## 4.2.11 Cold Start Missed

### Cold Start Missed

<b>Textual Description</b>	Originated when Carrier Grade Alarm System recognizes coldStart trap has been missed.
<b>SNMP OID</b>	acEMSNodeColdStartMissedEvent - 1.3.6.1.4.1.5003.9.20.3.2.0.20
<b>AlarmTitle</b>	[Event] Cold Start Missed
<b>ItuAlarmType</b>	Other
<b>AlarmSource</b>	
<b>Probable Cause</b>	Receive failure
<b>Severity</b>	Clear
<b>Additional Info</b>	
<b>Corrective Action</b>	
<b>Media Gateways</b>	All the managed Gateways

## 4.2.12 Security Alarm

### Security Alarm

<b>Textual Description</b>	Activated when one of more Radius servers are not reachable. When none of the radius servers can be reached, a Critical Severity alarm is generated.
<b>SNMP OID</b>	acEMSSecurityAlarm - 1.3.6.1.4.1.5003.9.20.3.2.0.23
<b>AlarmTitle</b>	Security Alarm
<b>ItuAlarmType</b>	Processing Error Alarm
<b>AlarmSource</b>	EMS Server / Radius <#>
<b>Probable Cause</b>	Other
<b>Severity</b>	Minor, Major, Critical
<b>Additional Info</b>	
<b>Corrective Action</b>	
<b>Media Gateways</b>	

## 4.2.13 Security Event

### Security Event

<b>Textual Description</b>	This event is generated when a specific user is blocked after reaching the maximum number of login attempts, or when the EMS failed to sync EMS and Mediant 5000 / 8000 users.
<b>SNMP OID</b>	acEMSSecurityEvent - 1.3.6.1.4.1.5003.9.20.3.2.0.24
<b>AlarmTitle</b>	[Event] Security Event
<b>ItuAlarmType</b>	Other
<b>AlarmSource</b>	EMS Server / User Name, EMS Sever / User Sync
<b>Probable Cause</b>	Other
<b>Severity</b>	Indeterminate
<b>Additional Info</b>	
<b>Corrective Action</b>	
<b>Media Gateways</b>	

## 4.2.14 Topology Update Event

### Topology Update Event

<b>Textual Description</b>	<p>This event is issued by the EMS when a Gateway or Region is added/removed/updated in the EMS application and includes the following information:</p> <ul style="list-style-type: none"> <li>Action: Add / Remove / Update GW or Region</li> <li>Region Name</li> <li>GW Name</li> <li>GW IP</li> </ul> <p>Note: For opening an EMS client in the MG context, the gateway IP address should be provided.</p>
<b>SNMP OID</b>	acEMSTopologyUpdateEvent - 1.3.6.1.4.1.5003.9.20.3.2.0.25
<b>Alarm Title</b>	[Event] Topology Update
<b>Alarm Source</b>	EMS Server
<b>Severity</b>	Indeterminate
<b>Alarm Type</b>	Other
<b>Probable Cause</b>	Other



<b>Additional Info</b>	<p>Additional Info 1 field will include following details:  Region: X1 'X2' [GW: Y1 'Y2' 'Y3' 'Y4']  X1 = Region ID (unique identifier in the EMS data base used for region identification)  X2 = Region name as it defined by EMS operator  Y1 = GW ID (unique identifier in the EMS data base used for GW identification)  Y2 = GW Name as it defined by EMS operator  Y3 = GW IP as it defined by EMS operator  Y4 = GW Type as it identified by EMS during the first connection to the GW. If first connection was not successful during the add operation, it will trigger an 'Add GW' event with Unknown GW type, and 'Update GW' event once the initial connection to the GW has been successful.  The following GWs will be supported: MP, M1K, M2K, M3K, M5K, M8K  Region details will always be part of the alarm, while GW info will be displayed when event is GW related.  All the fields related to the GW will always be displayed to allow easy parsing.  Examples:  (Description=Add Region)      Region: 7 'Test Lab'  (Description=Update Region)      Region: 7 'My Updated Region'  (Description=Add GW)      Region: 7 'My Updated Region', GW: 22 'MG14' '1.2.3.4' 'Unknown', PM Polling: disabled  (Description=Update GW)      Region: 7 'My Updated Region', GW: 22 'My MG 15' '4.5.6.7' 'M3K'  (Description=Update GW)      Region: 7 'My Updated Region', GW: 22 'My MG 15' '4.5.6.7', PM Polling: enabled  (Description=Remove GW)      Region: 7 'My Updated Region', GW: 22 'My MG 15' '4.5.6.7' 'M3K', Polling: enabled  (Description=Remove Region)      Region: 7 'My Updated Region'</p>
<b>Corrective Action</b>	
<b>Media Gateways</b>	

## 4.2.15 Topology File Event

### Topology File Event

<b>Textual Description</b>	This event is issued by the EMS when the Topology File is updated on the EMS Server machine. The Topology file is automatically updated upon the addition /removal of a Media Gateway or upon updates to the Media Gateway properties. For more information, refer to the <i>OAMP Integration Guide</i> .
<b>SNMP OID</b>	acEMSTopologyFileEvent- 1.3.6.1.4.1.5003.9.20.3.2.0.26
<b>Alarm Title</b>	[Event] Topology File
<b>Alarm Source</b>	
<b>Severity</b>	Indeterminate
<b>Alarm Type</b>	Other
<b>Probable Cause</b>	Other
<b>Additional Info</b>	File Name: MGsTopologyList.csv
<b>Corrective Action</b>	
<b>Media Gateways</b>	

## 4.2.16 Synchronizing Alarms Event

### Synchronizing Alarms Event

<b>Textual Description</b>	This event is issued when the EMS is not able to retrieve the entire missing alarms list from the History table. Information regarding the number of retrieved alarms, and number of alarms EMS failed to retrieve is provided in the Additional Info field.
<b>SNMP OID</b>	acEMSSyncAlarmEvent - 1.3.6.1.4.1.5003.9.20.3.2.0.27
<b>Alarm Title</b>	[Event] Synchronizing Alarms
<b>Alarm Source</b>	EMS Server
<b>Severity</b>	Indeterminate
<b>Alarm Type</b>	Other
<b>Probable Cause</b>	Other
<b>Additional Info</b>	Retrieved x missed alarms, failed to retrieve y alarms.
<b>Corrective Action</b>	
<b>Media Gateways</b>	

## 4.2.17 Synchronizing Active Alarms Event

### Synchronizing Active Alarms Event

<b>Textual Description</b>	This event is issued when the EMS is not able to perform synchronization with the History alarms table, and instead performs synchronization with the Active Alarms Table.
<b>SNMP OID</b>	acEMSSyncActiveAlarmEvent - 1.3.6.1.4.1.5003.9.20.3.2.0.28
<b>Alarm Title</b>	[Event] Synchronizing Active Alarms
<b>Alarm Source</b>	
<b>Severity</b>	Indeterminate
<b>Alarm Type</b>	Other
<b>Probable Cause</b>	Other
<b>Additional Info</b>	
<b>Corrective Action</b>	
<b>Media Gateways</b>	

## 4.2.18 License Key Alarm

### License Key Alarm

<b>Textual Description</b>	This alarm is raised when one of the following occurs: <ul style="list-style-type: none"> <li>▪ EMS Application License is expired.</li> <li>▪ EMS Application License will be expired within one month.</li> <li>▪ Gateway management is not covered by the current EMS Application License (the maximum number of EMS licenses for managing this gateway has been exceeded).</li> </ul>
<b>SNMP OID</b>	acEMSLicenseKeyAlarm - 1.3.6.1.4.1.5003.9.20.3.2.0.29
<b>Alarm Title</b>	EMS License Key Alarm
<b>Alarm Source</b>	
<b>Severity</b>	Major/Critical
<b>Alarm Type</b>	Other
<b>Probable Cause</b>	keyExpired
<b>Additional Info</b>	
<b>Corrective Action</b>	
<b>Media Gateways</b>	

## 4.2.19 SEM Failed Calls Alarm

### SEM – Failed Calls Alarm

<b>Description</b>	This alarm is raised when the failed calls threshold is crossed and is cleared when the failed calls ratio returns below the threshold value. The description field includes the info: Failed X1% of calls, X2 of X3 calls.
<b>SNMP Alarm</b>	acSEMRuleFailedCallsAlarm
<b>SNMP OID</b>	1.3.6.1.4.1.5003.9.20.3.2.0.30
<b>Alarm Title</b>	SEM - Failed Calls Alarm
<b>Alarm Source</b>	SEM/<Device Name> or SEM/<Link Name> (According to provisioned scope)
<b>Alarm Type</b>	qualityOfServiceAlarm
<b>Probable Cause</b>	thresholdCrossed
<b>Severity</b>	According to provisioned thresholds: critical, major or clear
<b>Additional Info</b>	Critical or Major severity threshold is Y%
<b>Corrective Action</b>	

## 4.2.20 SEM Voice Quality Alarm

### SEM – Voice Quality Alarm

<b>Description</b>	This alarm is raised when the poor quality calls threshold is crossed and is cleared when the poor quality calls ratio returns below the threshold value. The description field includes the info: Poor Quality X1% of calls, X2 of X3 calls.
<b>SNMP Alarm</b>	acSEMRulePoorQualityCallsAlarm
<b>SNMP OID</b>	1.3.6.1.4.1.5003.9.20.3.2.0.31
<b>Alarm Title</b>	SEM – Voice Quality Alarm
<b>Alarm Source</b>	SEM/<Device Name> or SEM/<Link Name> (According to provisioned scope)
<b>Alarm Type</b>	qualityOfServiceAlarm
<b>Probable Cause</b>	thresholdCrossed
<b>Severity</b>	According to provisioned thresholds: critical, major or clear
<b>Additional Info</b>	Critical or Major severity threshold is Y%
<b>Corrective Action</b>	

## 4.2.21 SEM Average Call Duration Alarm

### SEM-Average Call Duration Alarm

<b>Description</b>	This alarm is raised when the average call duration time threshold is crossed and is cleared when the average call duration time ratio returns below the threshold value. The description field includes the info: Average Call Duration is X sec.
<b>SNMP Alarm</b>	acSEMRuleAvrgCallDurationAlarm
<b>SNMP OID</b>	1.3.6.1.4.1.5003.9.20.3.2.0.32
<b>Alarm Title</b>	SEM – Average Call Duration Alarm
<b>Alarm Source</b>	SEM/<Device Name> or SEM/<Link Name> (According to provisioned scope)
<b>Alarm Type</b>	qualityOfServiceAlarm
<b>Probable Cause</b>	thresholdCrossed
<b>Severity</b>	According to provisioned thresholds: critical, major or clear
<b>Additional Info</b>	Critical or Major severity threshold is Y sec
<b>Corrective Action</b>	

## 4.3 Device Alarms

### 4.3.1 Board Fatal Error

#### Board Fatal Error

<b>Description</b>	Board fatal error
<b>SNMP Alarm</b>	acBoardFatalError
<b>SNMP OID</b>	1.3.6.1.4.1.5003.9.10.1.21.2.0.1
<b>Alarm Title</b>	Board Fatal Error
<b>Alarm Type</b>	Equipment Alarm
<b>Alarm Source</b>	
<b>Probable Cause</b>	Underlying resource unavailable
<b>Severity</b>	Critical
<b>Additional Info<sup>1,2,3</sup></b>	NULL
<b>Corrective Action</b>	Capture the Syslog alarm data and send it to Technical Support who will probably instruct you to collect additional data from the device.

### 4.3.2 Configuration Error

#### Configuration Error

<b>Description</b>	Configuration Error
<b>SNMP Alarm</b>	acBoardConfigurationError
<b>SNMP OID</b>	1.3.6.1.4.1.5003.9.10.1.21.2.0.2
<b>Alarm Title</b>	[Event] Configuration Error
<b>Alarm Type</b>	Equipment Alarm
<b>Alarm Source</b>	
<b>Probable Cause</b>	Underlying resource unavailable
<b>Severity</b>	Critical
<b>Additional Info<sup>1,2,3</sup></b>	NULL
<b>Corrective Action</b>	Inspect the run-time specific string to determine the nature of the configuration error. Fix the configuration error using the appropriate tool: Web interface, EMS, or <i>ini</i> file. Save the configuration and if necessary reset the device.

### 4.3.3 Temperature Alarm

#### Temperature Alarm

<b>Description</b>	The temperature alarm is set off when the temperature exceeds 60 degrees Celsius, and ceases when the temperature again falls below 55 degrees Celsius. Alarm raise - 'The temperature is too high' Alarm clear - 'The temperature is normal'
<b>SNMP Alarm</b>	acBoardTemperatureAlarm
<b>SNMP OID</b>	1.3.6.1.4.1.5003.9.10.1.21.2.0.3
<b>Alarm Title</b>	Temperature Alarm
<b>Alarm Type</b>	Equipment Alarm
<b>Alarm Source</b>	
<b>Probable Cause</b>	Temperature unacceptable
<b>Severity</b>	Critical
<b>Additional Info1,2,3</b>	NULL
<b>Corrective Action</b>	Inspect the system. Determine if all fans in the system are operating correctly.

### 4.3.4 Initialization Ended

#### Initialization Ended

<b>Description</b>	This event is sent when the device is initialized and ready to run.
<b>SNMP Alarm</b>	acBoardEvBoardStarted
<b>SNMP OID</b>	1.3.6.1.4.1.5003.9.10.1.21.2.0.4
<b>Alarm Title</b>	[Event] Initialization Ended
<b>Alarm Type</b>	Equipment Alarm
<b>Alarm Source</b>	
<b>Probable Cause</b>	Other
<b>Severity</b>	Major
<b>Additional Info1,2,3</b>	NULL

### 4.3.5 Board Resetting Following Software Reset

#### Board Resetting Following Software Reset

<b>Description</b>	This alarm indicates that the device has started the reset process- following a software reset.
<b>SNMP Alarm</b>	acBoardEvResettingBoard
<b>SNMP OID</b>	1.3.6.1.4.1.5003.9.10.1.21.2.0.5
<b>Alarm Title</b>	Board Resetting Following Software Reset
<b>Alarm Type</b>	Other
<b>Alarm Source</b>	
<b>Probable Cause</b>	Other
<b>Severity</b>	Critical
<b>Additional Info1,2,3</b>	'AdditionalInfo1', 'AdditionalInfo2', 'AdditionalInfo3',
<b>Corrective Action</b>	A network administrator has taken action to reset the device. No corrective action is needed.

### 4.3.6 Feature Key Related Error

#### Feature Key Related Error

<b>Description</b>	Feature key error
<b>SNMP OID</b>	1.3.6.1.4.1.5003.9.10.1.21.2.0.6



### 4.3.7 Gateway Administrative State Changed

#### Gateway Administrative State Changed

<b>Description</b>	<p>The administrative state of the gateway has been changed to a new state.</p> <p>Note that all state changes are instigated by the parameter acgwAdminState.</p> <ul style="list-style-type: none"> <li>▪ Time limit set in the parameter acgwAdminStateLockControl - 'GateWay shutting down. Max time to LOCK %d sec'</li> <li>▪ No time limit in the parameter acgwAdminStateLockControl - 'GateWay is shutting down. No time limit.'</li> <li>▪ When reaching lock state - 'GateWay is locked'</li> </ul> <p>When the gateway is SET to be unlocked 'GateWay is unlocked (fully active again)'</p>
<b>SNMP Alarm</b>	acgwAdminStateChange
<b>SNMP OID</b>	1.3.6.1.4.1.5003.9.10.1.21.2.0.7
<b>Alarm Title</b>	Administrative State Change
<b>Alarm Type</b>	Equipment Alarm
<b>Alarm Source</b>	
<b>Probable Cause</b>	Other
<b>Severity</b>	<ul style="list-style-type: none"> <li>▪ Major</li> <li>▪ Major</li> <li>▪ Major</li> <li>▪ Cleared</li> </ul>
<b>Additional Info<sup>1,2,3</sup></b>	NULL
<b>Corrective Action</b>	A network administrator has taken an action to lock the device. No corrective action is required.

### 4.3.8 No Free Channels Available

#### No Free Channels Available

<b>Description</b>	This alarm indicates that almost no free resources for the call are available. Activated only if the parameter EnableRai is set. The threshold is determined according to parameters RAIHIGHTHRESHOLD and RAILOWTHRESHOLD.
<b>SNMP Alarm</b>	acBoardCallResourcesAlarm
<b>SNMP OID</b>	1.3.6.1.4.1.5003.9.10.1.21.2.0.8
<b>Alarm Title</b>	No Free Channels Available
<b>Alarm Type</b>	Other
<b>Alarm Source</b>	'GWAPP'
<b>Probable Cause</b>	Other
<b>Severity</b>	Major / Clear
<b>Additional Info1,2,3</b>	-

### 4.3.9 Gatekeeper/Proxy not Found or Registration Failed

#### Gatekeeper/Proxy not Found or Registration Failed

<b>Description</b>	The Controller (SIP Proxy) is not found or registration has failed. Internal routing table may be used for routing. 'Proxy lost. Looking for another proxy' 'Proxy not found. Use internal routing' 'Proxy found. ip:a.b.c.d'
<b>SNMP Alarm</b>	acBoardControllerFailureAlarm
<b>SNMP OID</b>	1.3.6.1.4.1.5003.9.10.1.21.2.0.9
<b>Alarm Title</b>	Gatekeeper/Proxy not Found or Registration Failed
<b>Alarm Type</b>	Other
<b>Alarm Source</b>	'GWAPP'
<b>Probable Cause</b>	Other
<b>Severity</b>	Major / Clear
<b>Additional Info1,2,3</b>	

### 4.3.10 Ethernet Link Down Alarm

#### Ethernet Link Down Alarm

<b>Description</b>	Ethernet link is down or remote Ethernet link is down and the board has no communication to any other host. <ul style="list-style-type: none"> <li>▪ No link at all.</li> <li>▪ Link is up again.</li> <li>▪ Primary link is down only - 'Primary Link is lost. Switching to Secondary Link'</li> </ul>
<b>SNMP Alarm</b>	acBoardEthernetLinkAlarm
<b>SNMP OID</b>	1.3.6.1.4.1.5003.9.10.1.21.2.0.10
<b>Alarm Title</b>	Ethernet Link Down Alarm
<b>Alarm Type</b>	Equipment Alarm
<b>Alarm Source</b>	
<b>Probable Cause</b>	<ul style="list-style-type: none"> <li>▪ Input/Output Device Error</li> <li>▪ Other</li> <li>▪ Underlying resource unavailable</li> </ul>
<b>Severity</b>	<ul style="list-style-type: none"> <li>▪ Critical</li> <li>▪ Cleared</li> <li>▪ Major</li> </ul>
<b>Additional Info<sup>1,2,3</sup></b>	-
<b>Corrective Action</b>	Ensure that both Ethernet cables are plugged into the back of the system. Inspect the system's Ethernet link lights to determine which interface is failing. Reconnect the cable or fix the network problem.

### 4.3.11 System Component Overloaded

#### System Component Overloaded

<b>Description</b>	This alarm is raised when there is an overload in one or more of the system's components.
<b>SNMP Alarm</b>	acBoardOverloadAlarm
<b>SNMP OID</b>	1.3.6.1.4.1.5003.9.10.1.21.2.0.11
<b>Alarm Title</b>	System Component Overloaded
<b>Alarm Type</b>	Other
<b>Alarm Source</b>	'GWAPP'
<b>Probable Cause</b>	Other
<b>Severity</b>	Major / Clear
<b>Additional Info1,2,3</b>	-

### 4.3.12 Active Alarms Table Overflow

#### Active Alarms Table Overflow

<b>Description</b>	This alarm is raised when there are too many alarms to fit into the active alarm table. The status stays major until reboot as it denotes a possible loss of information until the next reboot. If an alarm was raised when the table was full, it is possible that the alarm is active, but does not appear in the active alarm table.
<b>SNMP Alarm</b>	acActiveAlarmTableOverflow
<b>SNMP OID</b>	1.3.6.1.4.1.5003.9.10.1.21.2.0.12
<b>Alarm Title</b>	[Event] Active Alarm Table Overflow
<b>Alarm Type</b>	Processing Error Alarm
<b>Alarm Source</b>	MG
<b>Probable Cause</b>	resourceAtOrNearingCapacity (43)
<b>Severity</b>	Major
<b>Additional Info1,2,3</b>	-
<b>Corrective Action</b>	Some alarm information may have been lost, but the ability of the device to perform its basic operations has not been impacted. A reboot is the only way to completely clear a problem with the active alarm table. Contact your first-level group.

### 4.3.13 Operational State Change

#### Operational State Change

<b>Description</b>	This alarm is raised if the operational state of the node goes to disabled. The alarm is cleared when the operational state of the node goes to enabled.
<b>SNMP Alarm</b>	acOperationalStateChange
<b>SNMP OID</b>	1.3.6.1.4.1.5003.9.10.1.21.2.0.15
<b>Alarm Title</b>	Operational State Change
<b>Alarm Source</b>	
<b>Alarm Type</b>	processingErrorAlarm
<b>Probable Cause</b>	outOfService
<b>Severity</b>	Major on raise, Clear on clear
<b>Additional Info</b>	
<b>Corrective Action</b>	-

### 4.3.14 Keep Alive Trap

#### Keep Alive Trap

<b>Description</b>	This trap is sent when the STUN client in the board is enabled and has either identified a NAT or is cannot find the STUN server. The ini file contains the following line: 'SendKeepAliveTrap=1' Keep-alive is sent out every x second.x =0. 9 of the time defined in the NatBindingDefaultTimeout parameter.
<b>SNMP Alarm</b>	acKeepAlive
<b>SNMP OID</b>	1.3.6.1.4.1.5003.9.10.1.21.2.0.16
<b>Alarm Title</b>	[Event] Keep Alive Trap
<b>Alarm Source</b>	
<b>Alarm Type</b>	other
<b>Probable Cause</b>	other
<b>Severity</b>	Indeterminate
<b>Additional Info</b>	
<b>Corrective Action</b>	-

### 4.3.15 NAT Traversal Alarm

#### NAT Traversal Alarm

<b>Description</b>	<p>This alarm is raised when the STUN client in the board is enabled and has either identified a NAT or cannot find the STUN server.</p> <p>The <b>ini</b> file contains the following line: 'SendKeepAliveTrap=1' Keep-alive is sent out every 9/10 of the time defined in the NatBindingDefaultTimeout parameter.</p>
<b>SNMP Alarm</b>	acNATTraversalAlarm
<b>SNMP OID</b>	1.3.6.1.4.1.5003.9.10.1.21.2.0.17
<b>Alarm Title</b>	NAT Traversal Alarm
<b>Alarm Type</b>	other (0)
<b>Alarm Source</b>	MG
<b>Probable Cause</b>	other (0)
<b>Severity</b>	Indeterminate
<b>Additional Info1,2,3</b>	-
<b>Corrective Action</b>	-

### 4.3.16 SS7 Link State Change Alarm

#### SS7 Link State Change Alarm

<b>Description</b>	<p>Operational state of the link becomes 'IN-SERVICE' or 'OFFLINE'.  <b>*** SS7 ***</b> Link %i is %s \$s                  %i - &lt;Link number&gt;                  %s - &lt;state name&gt;: { 'OFFLINE', 'BUSY', 'INSERVICE'}                  %s - IF link has MTP3 layer, then this string equals:                  (SP %i linkset %i slc %i)</p> <p>Where:</p> <p>%i - &lt;SP number&gt;                  %i - &lt;Link-Set number&gt;                  %i - &lt;SLC number&gt;</p> <p>Otherwise there is NO additional text.</p>
<b>SNMP Alarm</b>	acSS7LinkStateChangeAlarm
<b>SNMP OID</b>	1.3.6.1.4.1.5003.9.10.1.21.2.0.19
<b>Alarm Title</b>	SS7 Link State Change Alarm
<b>Alarm Type</b>	communicationsAlarm
<b>Alarm Source</b>	SS7/Link#
<b>Probable Cause</b>	other

<b>Severity</b>	Major, Clear
<b>Additional Info1,2,3</b>	-
<b>Corrective Action</b>	For full details, refer to the equipment documentation and the standards relevant to SS7 MTP3.

### 4.3.17 SS7 Link Inhibit State Change Alarm

#### SS7 Link Inhibit State Change Alarm

<b>Description</b>	<p>This alarm is raised for any change in the remote or local inhibition status.</p> <p>*** SS7 *** Link %i (SP %i linkset %i slc %i) is %s</p> <p>%i - &lt;Link number&gt;          %i - &lt;SP number&gt;          %i - &lt;Link-Set number&gt;          %i - &lt;SLC number&gt;          %s - &lt;congestion state&gt;: { 'UNINHIBITED', 'INHIBITED' }</p>
<b>SNMP Alarm</b>	acSS7LinkInhibitStateChangeAlarm
<b>SNMP OID</b>	1.3.6.1.4.1.5003.9.10.1.21.2.0.20
<b>Alarm Title</b>	SS7 Link Inhibit State Change Alarm
<b>Alarm Type</b>	communicationsAlarm
<b>Probable Cause</b>	other
<b>Alarm Source</b>	SS7/Link#
<b>Severity</b>	Major, Clear
<b>Additional Info<sup>1,2,3</sup></b>	-
<b>Corrective Action</b>	Make sure the link is uninhibited - on both local and remote sides



### 4.3.18 SS7 Link Congestion State Change Alarm

#### SS7 Link Congestion State Change Alarm

<b>Description</b>	<p>This alarm is raised for any change in the remote or local congestion status. Raise alarm is generated when status is CONGESTED, and clear alarm is generated when status is UNCONGESTED (local or remote).</p> <p>*** SS7 *** Link %i is %s %s.</p> <p>%i - &lt;Link number&gt;</p> <p>%s - IF link has MTP3 layer, then this string equals: (SP %i linkset %i slc %i)</p> <p>Where:</p> <p>%i - &lt;SP number&gt;</p> <p>%i - &lt;Link-Set number&gt;</p> <p>%i - &lt;SLC number&gt;</p> <p>Otherwise there is NO additional text.</p> <p>%s - &lt;congestion state&gt;: { 'UNCONGESTED', 'CONGESTED' }</p>
<b>SNMP Alarm</b>	acSS7LinkCongestionStateChangeAlarm
<b>SNMP OID</b>	1.3.6.1.4.1.5003.9.10.1.21.2.0.22
<b>Alarm Title</b>	SS7 Link Congestion State Change Alarm
<b>Alarm Type</b>	communicationsAlarm
<b>Alarm Source</b>	-
<b>Probable Cause</b>	Other
<b>Severity</b>	Major, Clear
<b>Additional Info1,2,3</b>	-
<b>Corrective Action</b>	Reduce SS7 traffic on that link.

### 4.3.19 SS7 Linkset State Change Alarm

#### SS7 Linkset State Change Alarm

<b>Description</b>	Alarm is sent when Route Set operational state is changed. Alarm is raised when status is BUSY, and cleared when status is OFFLINE, or INSERVICE. *** SS7 *** Linkset %i on SP %i is <'OFFLINE', 'BUSY', 'INSERVICE'>
<b>SNMP Alarm</b>	acSS7LinkSetStateChangeAlarm
<b>SNMP OID</b>	1.3.6.1.4.1.5003.9.10.1.21.2.0.23
<b>Alarm Title</b>	SS7 LinkSet State Change Alarm
<b>Alarm Type</b>	communicationsAlarm
<b>Alarm Source</b>	SS7/SP#/Linset#
<b>Probable Cause</b>	Other
<b>Severity</b>	Major, Clear
<b>Additional Info<sup>1,2,3</sup></b>	-
<b>Corrective Action</b>	For full details, refer to the equipment documentation and the standards relevant to SS7 MTP3.

### 4.3.20 SS7 Routeset State Change Alarm

#### SS7 Routeset State Change Alarm

<b>Description</b>	Alarm is sent when Route Set operational state is changed. Alarm is raised when status is BUSY, and cleared when status is OFFLINE, or INSERVICE. *** SS7 *** Routeset %i on SP %i is <'OFFLINE', 'BUSY', 'INSERVICE'>
<b>SNMP Alarm</b>	acSS7RouteSetStateChangeAlarm
<b>SNMP OID</b>	1.3.6.1.4.1.5003.9.10.1.21.2.0.24
<b>Alarm Title</b>	SS7 Route Set State Change Alarm
<b>Alarm Type</b>	communicationsAlarm
<b>Alarm Source</b>	SS7/SP#/RouteSet#
<b>Probable Cause</b>	Other
<b>Severity</b>	Major, Clear
<b>Additional Info<sup>1,2,3</sup></b>	-
<b>Corrective Action</b>	For full details, refer to the equipment documentation and the standards relevant to SS7 MTP3.

### 4.3.21 SS7 Node State Change Alarm

#### SS7 Node State Change Alarm

<b>Description</b>	SS7 SN Set State Change Alarm. Alarm is raised when status is BUSY, and cleared when status is OFFLINE, or INSERVICE. *** SS7 *** SP # i is < 'BUSY','OFFLINE', 'INSERVICE'>
<b>SNMP Alarm</b>	acSS7SNSetStateChangeAlarm
<b>SNMP OID</b>	1.3.6.1.4.1.5003.9.10.1.21.2.0.25
<b>Alarm Title</b>	SS7 Node State Change Alarm
<b>Alarm Type</b>	communicationsAlarm
<b>Alarm Source</b>	SS7/SP#
<b>Probable Cause</b>	other
<b>Severity</b>	Major on raise condition, Clear
<b>Additional Info1,2,3</b>	-
<b>Corrective Action</b>	Signaling Node must complete its MTP3 restart procedure and become un-isolated

### 4.3.22 Threshold of Performance Monitored Object Exceeded

#### Threshold of Performance Monitored Object Exceeded

<b>Description</b>	This alarm is raised when a performance counter has crossed the high / low threshold. 'Performance: Threshold alarm was set', with source = name of the performance counter which caused the trap.
<b>SNMP Alarm</b>	acPerformanceMonitoringThresholdCrossing
<b>SNMP OID</b>	1.3.6.1.4.1.5003.9.10.1.21.2.0.27
<b>Alarm Title</b>	Threshold of Performance Monitored Object Exceeded
<b>Alarm Type</b>	Other
<b>Alarm Source</b>	MO Path
<b>Probable Cause</b>	Other
<b>Severity</b>	Indeterminate (this is a notification; it's not automatically cleared)
<b>Additional Info1,2,3</b>	-
<b>Corrective Action</b>	-

### 4.3.23 HTTP Download Result

#### HTTP Download Result

<b>Description</b>	This is a log message (not alarm) indicating both successful or failed HTTP Download result.
<b>SNMP Alarm</b>	acHTTPDownloadResult
<b>SNMP OID</b>	1.3.6.1.4.1.5003.9.10.1.21.2.0.28
<b>Alarm Title</b>	[Event] HTTP Download Result
<b>Alarm Source</b>	
<b>Alarm Type</b>	processingErrorAlarm (3) for failures and other (0) for success
<b>Probable Cause</b>	Other
<b>Severity</b>	Indeterminate
<b>Additional Info</b>	-
<b>Corrective Action</b>	-

### 4.3.24 Fan Tray Alarm

#### Fan Tray Alarm

<b>Description</b>	<p>This alarm is activated in one of the following cases:</p> <ul style="list-style-type: none"> <li>▪ Fan-Tray is missing</li> <li>▪ One or more fans in the fan-tray is faulty.</li> <li>▪ Fan tray is in place and fans are functioning.</li> </ul>
<b>SNMP Alarm</b>	acFanTrayAlarm
<b>SNMP OID</b>	1.3.6.1.4.1.5003.9.10.1.21.2.0.29
<b>Alarm Title</b>	Fan Tray Alarm
<b>Alarm Source</b>	Chassis#0/FanTray#0
<b>Alarm Type</b>	Equipment Alarm
<b>Alarm Source</b>	
<b>Probable Cause</b>	heatingVentCoolingSystemProblem
<b>Severity</b>	<ul style="list-style-type: none"> <li>▪ Critical</li> <li>▪ Major</li> <li>▪ Clear</li> </ul>
<b>Additional Info</b>	-
<b>Corrective Action</b>	-

### 4.3.25 Power Supply Alarm

#### Power Supply Alarm

<b>Description</b>	This alarm is activated in one of the following cases: <ul style="list-style-type: none"> <li>▪ The HA (High Availability) feature is active and one of the power supply units is faulty or missing.</li> <li>▪ PS unit is inserted in its location and functioning.</li> </ul>
<b>SNMP Alarm</b>	acPowerSupplyAlarm
<b>SNMP OID</b>	1.3.6.1.4.1.5003.9.10.1.21.2.0.30
<b>Alarm Title</b>	Power Supply Alarm
<b>Alarm Source</b>	Chassis#0/PowerSupply#<m> where m is the power supply's slot number
<b>Alarm Type</b>	Equipment Alarm
<b>Probable Cause</b>	Power problem
<b>Severity</b>	<ul style="list-style-type: none"> <li>▪ Major</li> <li>▪ Clear</li> </ul>
<b>Additional Info</b>	-
<b>Corrective Action</b>	-

### 4.3.26 PEM Module Alarm

#### PEM Module Alarm

<b>Description</b>	This alarm is activated in one of the following cases: <ul style="list-style-type: none"> <li>▪ The HA (High Availability) feature is active and one of the PEM (Power Entry Module) units is missing</li> <li>▪ PEM card is in its location and both DC wires are in.</li> </ul>
<b>SNMP Alarm</b>	acPEMAlarm
<b>SNMP OID</b>	1.3.6.1.4.1.5003.9.10.1.21.2.0.31
<b>Alarm Title</b>	PEM Module Alarm
<b>Alarm Source</b>	Chassis#0/PemCard#<m> where m is the power entry module's slot number
<b>Alarm Type</b>	equipmentAlarm
<b>Probable Cause</b>	underlyingResourceUnavailable
<b>Severity</b>	Critical Clear
<b>Additional Info</b>	-
<b>Corrective Action</b>	-

### 4.3.27 SA Module Missing Alarm

#### SA Module Missing Alarm

<b>Description</b>	Activated when the SA module removed or missing.
<b>SNMP Alarm</b>	acSAMissingAlarm
<b>SNMP OID</b>	1.3.6.1.4.1.5003.9.10.1.21.2.0.32
<b>Alarm Title</b>	SA Module Missing Alarm
<b>Alarm Source</b>	Chassis#0/SA#<m> where m is the Shelf Alarm module's slot number
<b>Alarm Type</b>	Equipment Alarm
<b>Probable Cause</b>	Underlying resource unavailable
<b>Severity</b>	Critical on raise, Clear on clear.
<b>Additional Info</b>	-
<b>Corrective Action</b>	-

### 4.3.28 HA System Fault Alarm

This alarm applies only to the Mediant 3000 HA.

#### HA System Fault Alarm

<b>Description</b>	<p>This alarm originates when:</p> <ul style="list-style-type: none"> <li>▪ HA feature is active but the system is NOT working in HA mode. Reason is specified (for example: SW WD exception error, HW WD exception error, SAT device is missing, SAT device error, DSP error, BIT tests error, etc).</li> <li>▪ HA feature is active and the redundant module is in start up mode but hasn't connected yet</li> <li>▪ HA system is active</li> </ul>
<b>SNMP Alarm</b>	acHASystemFaultAlarm
<b>SNMP OID</b>	1.3.6.1.4.1.5003.9.10.1.21.2.0.33
<b>Alarm Title</b>	HA System Fault Alarm
<b>Alarm Source</b>	System#0/Module#<m> where m is the 6310 module's slot number
<b>Alarm Type</b>	Quality Of Service Alarm
<b>Probable Cause</b>	Out of service
<b>Severity</b>	<ul style="list-style-type: none"> <li>▪ Critical</li> <li>▪ Minor</li> <li>▪ Clear</li> </ul>
<b>Additional Info</b>	-
<b>Corrective Action</b>	-

### 4.3.29 HA System Configuration Mismatch Alarm

This alarm applies only to the Mediant 3000.

#### HA System Configuration Mismatch Alarm

<b>Description</b>	HA feature is active. The active module was unable to transfer the License Key to the redundant module.
<b>SNMP Alarm</b>	acHASystemConfigMismatchAlarm
<b>SNMP OID</b>	1.3.6.1.4.1.5003.9.10.1.21.2.0.34
<b>Alarm Title</b>	HA System Configuration Mismatch Alarm
<b>Alarm Source</b>	System#0/Module#<m> where m is the TPM-6310's slot number
<b>Alarm Type</b>	Processing Error Alarm
<b>Probable Cause</b>	Configuration or customization error
<b>Severity</b>	Major on raise, Clear on clear
<b>Additional Info</b>	-
<b>Corrective Action</b>	-

### 4.3.30 HA System Switch Over Alarm

This alarm applies only to the Mediant 3000.

#### HA System Switch Over Alarm

<b>Description</b>	Switch-over has occurred.
<b>SNMP Alarm</b>	acHASystemSwitchOverAlarm
<b>SNMP OID</b>	1.3.6.1.4.1.5003.9.10.1.21.2.0.35
<b>Alarm Title</b>	HA System Switch Over Alarm
<b>Alarm Source</b>	System#0/Module#<m> where m is the 6310 module's slot number
<b>Alarm Type</b>	Quality Of Service Alarm
<b>Probable Cause</b>	Out of service
<b>Severity</b>	Critical on raise, Clear on clear
<b>Additional Info</b>	-
<b>Corrective Action</b>	-

### 4.3.31 User Input Alarm

#### User Input Alarm

<b>Description</b>	Input dry contact is short circuited / reopened
<b>SNMP Alarm</b>	acUserInputAlarm
<b>SNMP OID</b>	1.3.6.1.4.1.5003.9.10.1.21.2.0.36
<b>Alarm Title</b>	User Input Alarm
<b>Alarm Source</b>	Chassis#0
<b>Alarm Type</b>	Equipment Alarm
<b>Probable Cause</b>	Input Device Error
<b>Severity</b>	Critical on raise, Clear on clear.
<b>Additional Info</b>	-
<b>Corrective Action</b>	-

### 4.3.32 D-Channel Status

This alarm applies to digital media gateways.

#### D-Channel Status

<b>Description</b>	This alarm indicates that the D-Channel is un-established or established.
<b>SNMP Alarm</b>	acDChannelStatus
<b>SNMP OID</b>	1.3.6.1.4.1.5003.9.10.1.21.2.0.37
<b>Alarm Title</b>	D-Channel Status
<b>Alarm Source</b>	Trunk no.<m> where m is the trunk number (from 0 up).
<b>Alarm Type</b>	Communications Alarm
<b>Probable Cause</b>	Communications Protocol Error
<b>Severity</b>	Minor on raise, Clear on clear
<b>Additional Info</b>	-
<b>Corrective Action</b>	-



### 4.3.33 SONET Section LOF Alarm

This alarm applies only to the Mediant 3000.

#### SONET Section LOF Alarm

<b>Description</b>	This alarm indicates that a LOF condition is present on SONET no#m. The field 'sonetSectionCurrentStatus' in the sonetSectionCurrentTable will have a value of sonetSectionLOF (4).
<b>SNMP Alarm</b>	acSonetSectionLOFAlarm
<b>SNMP OID</b>	1.3.6.1.4.1.5003.9.10.1.21.2.0.38
<b>Alarm Title</b>	SONET Section LOF Alarm
<b>Alarm Source</b>	Interfaces#0/Sonet#<m> where m is the SONET I/F number
<b>Alarm Type</b>	Communications Alarm
<b>Probable Cause</b>	Loss of frame
<b>Severity</b>	Critical on raise, Clear on clear
<b>Additional Info</b>	-
<b>Corrective Action</b>	-

### 4.3.34 SONET Section LOS Alarm

This alarm applies only to the Mediant 3000.

#### SONET Section LOS Alarm

<b>Description</b>	This alarm indicates that a LOS or AIS condition is present on SONET no #m. The field 'sonetSectionCurrentStatus' in the sonetSectionCurrentTable will have a value of sonetSectionLOS (2).
<b>SNMP Alarm</b>	acSonetSectionLOSAlarm
<b>SNMP OID</b>	1.3.6.1.4.1.5003.9.10.1.21.2.0.39
<b>Alarm Title</b>	SONET Section LOS Alarm
<b>Alarm Source</b>	Interfaces#0/Sonet#<m> where m is the SONET I/F number
<b>Alarm Type</b>	Communications Alarm
<b>Probable Cause</b>	Loss of signal
<b>Severity</b>	Critical on raise, Clear on clear
<b>Additional Info</b>	-
<b>Corrective Action</b>	-

### 4.3.35 SONET Line AIS Alarm

This alarm applies only to the Mediant 3000.

#### SONET Line AIS Alarm

<b>Description</b>	This alarm indicates that an AIS condition is present on SONET-Line #m. The field 'sonetLineCurrentStatus' in the sonetLineCurrentTable will have a value of sonetLineAIS (2).
<b>SNMP Alarm</b>	acSonetLineAISAlarm
<b>SNMP OID</b>	1.3.6.1.4.1.5003.9.10.1.21.2.0.40
<b>Alarm Title</b>	SONET Line AIS Alarm
<b>Alarm Source</b>	Interfaces#0/Sonet#<m> where m is the SONET I/F number
<b>Alarm Type</b>	Communications Alarm
<b>Probable Cause</b>	Receive Failure
<b>Severity</b>	Critical on raise, Clear on clear
<b>Additional Info</b>	-
<b>Corrective Action</b>	-

### 4.3.36 SONET Line RDI Alarm

This alarm applies only to the Mediant 3000.

#### SONET Line RDI Alarm

<b>Description</b>	This alarm indicates that an RDI condition is present on SONET-Line no#m. The field 'sonetLineCurrentStatus' in the sonetLineCurrentTable will have a value of sonetLineRDI (4).
<b>SNMP Alarm</b>	acSonetLineRDIAAlarm
<b>SNMP OID</b>	1.3.6.1.4.1.5003.9.10.1.21.2.0.41
<b>Alarm Title</b>	SONET Line RDI Alarm
<b>Alarm Source</b>	Interfaces#0/Sonet#<m> where m is the SONET I/F number
<b>Alarm Type</b>	Communications Alarm
<b>Probable Cause</b>	Transmit failure
<b>Severity</b>	Critical on raise, Clear on clear
<b>Additional Info</b>	-
<b>Corrective Action</b>	-

### 4.3.37 SONET/SDN IF Failure Alarm

This alarm applies only to the Mediant 3000.

#### SONET/SDN IF Failure Alarm

<b>Description</b>	This alarm indicates a hardware failure on the SONET-Line no#m.
<b>SNMP Alarm</b>	acSonetIfHwFailureAlarm
<b>SNMP OID</b>	1.3.6.1.4.1.5003.9.10.1.21.2.0.42
<b>Alarm Title</b>	SONET/SDH IF Failure Alarm
<b>Alarm Source</b>	Interfaces#0/Sonet#<m> where m is the SONET I/F number
<b>Alarm Type</b>	Communications Alarm
<b>Probable Cause</b>	Transmit failure
<b>Severity</b>	Critical on raise, Clear on clear
<b>Additional Info</b>	
<b>Corrective Action</b>	-

### 4.3.38 H.248 Lost Connection with CA

This alarm applies only to digital gateways running MEGACO control protocol.

#### H.248 Lost Connection with CA

<b>Description</b>	This alarm indicates an MG loss communication with one of the provisioned Call Agents (MGC - Media Gateway Controller). Alarm message include call Agent IP Address.
<b>SNMP Alarm</b>	acH248LostConnectionWithCA
<b>SNMP OID</b>	1.3.6.1.4.1.5003.9.10.1.21.2.0.44
<b>Alarm Title</b>	H248 Lost Connection with CA
<b>Alarm Source</b>	
<b>Alarm Type</b>	Communication Alarm
<b>Probable Cause</b>	Out Of Service
<b>Severity</b>	Major on raise, Clear on clear
<b>Additional Info</b>	
<b>Corrective Action</b>	-

### 4.3.39 Hitless Update Event

This alarm applies only to the Mediant 3000.

#### Trunk LOS Alarm

<b>Description</b>	<p>A Notification trap that is sent out at the beginning and the end of a Hitless SW update.</p> <p>Failure during the process will also instigate the trap. May include the following information:</p> <p>Hitless: start SW upgrade.</p> <p>Hitless: Stream read error, aborting CMP file processing.</p> <p>Hitless: Invalid cmp file - missing Ver parameter.</p> <p>Hitless fail: Hitless sw upgrade is not supported under version 5.2.</p> <p>Hitless fail: SW ver stream name too long.</p> <p>Hitless fail: Invalid cmp file - missing UPG parameter.</p> <p>Hitless fail: Hitless SW upgrade not supported.</p> <p>Hitless fail: Communication with redundant module failed.</p> <p>Hitless: SW upgrade ended successfully.</p>
<b>SNMP Alarm</b>	acHitlessUpdateStatus
<b>SNMP OID</b>	1.3.6.1.4.1.5003.9.10.1.21.2.0.48
<b>Alarm Title</b>	Hitless Update Event
<b>Alarm Source</b>	Automatic Update
<b>Alarm Type</b>	other
<b>Probable Cause</b>	other
<b>Severity</b>	Indeterminate
<b>Additional Info</b>	
<b>Corrective Action</b>	

### 4.3.40 Trunk LOS Alarm

This alarm applies only to Digital Gateways with E1/T1Trunks.

#### Trunk LOS Alarm

<b>Description</b>	This alarm indicates a loss of signal at the trunk's near end.
<b>SNMP Alarm</b>	acTrunksAlarmNearEndLOS
<b>SNMP OID</b>	1.3.6.1.4.1.5003.9.10.1.21.2.0.49
<b>Alarm Title</b>	Trunk LOS Alarm
<b>Alarm Source</b>	Port#<n> where n is the digital trunk number
<b>Alarm Type</b>	communicationsAlarm
<b>Probable Cause</b>	lossOfSignal
<b>Severity</b>	Critical
<b>Additional Info</b>	
<b>Corrective Action</b>	Check trunk's connectivity

### 4.3.41 Trunk LOF Alarm

This alarm applies only to Digital Gateways with E1/T1Trunks.

#### Trunk LOF Alarm

<b>Description</b>	This alarm indicates a loss of frame at the trunk's near end.
<b>SNMP Alarm</b>	acTrunksAlarmNearEndLOF
<b>SNMP OID</b>	1.3.6.1.4.1.5003.9.10.1.21.2.0.50
<b>Alarm Title</b>	Trunk LOF Alarm
<b>Alarm Source</b>	Port#<n> where n is the digital trunk number
<b>Alarm Type</b>	communicationsAlarm
<b>Probable Cause</b>	lossOfFrame
<b>Severity</b>	Critical
<b>Additional Info</b>	
<b>Corrective Action</b>	Check trunk's connectivity

### 4.3.42 Trunk AIS Alarm

This alarm applies only to Digital Gateways with E1/T1Trunks.

#### Trunk AIS Alarm

<b>Description</b>	This alarm indicates that an AIS has been received from the trunk's far end.
<b>SNMP Alarm</b>	acTrunksAlarmRcvAIS
<b>SNMP OID</b>	1.3.6.1.4.1.5003.9.10.1.21.2.0.51
<b>Alarm Title</b>	Trunk AIS Alarm
<b>Alarm Source</b>	Port#<n> where n is the digital trunk number
<b>Alarm Type</b>	communicationsAlarm
<b>Probable Cause</b>	receiveFailure
<b>Severity</b>	Critical
<b>Additional Info</b>	
<b>Corrective Action</b>	Check trunk's connectivity

### 4.3.43 Trunk RAI Alarm

This alarm applies only to Digital Gateways with E1/T1Trunks.

#### Trunk RAI Alarm

<b>Description</b>	Loss of frame at trunk's far end
<b>SNMP Alarm</b>	acTrunksAlarmFarEndLOF
<b>SNMP OID</b>	1.3.6.1.4.1.5003.9.10.1.21.2.0.52
<b>Alarm Title</b>	Trunk RAI Alarm
<b>Alarm Source</b>	Port#<n> where n is the digital trunk number
<b>Alarm Type</b>	communicationsAlarm
<b>Probable Cause</b>	transmitFailure
<b>Severity</b>	Critical
<b>Additional Info</b>	
<b>Corrective Action</b>	Check trunk's connectivity

### 4.3.44 TM Inconsistency

This alarm applies only to the Mediant 3000.

#### TM Inconsistency

<b>Description</b>	Timing Manager Alarm. This alarm is triggered when the system is in a 1+1 status and the redundant board PLL status is different to the active board PLL status.
<b>SNMP Alarm</b>	acTMInconsistentRemoteAndLocalPLLStatus
<b>SNMP OID</b>	1.3.6.1.4.1.5003.9.10.1.21.2.0.56
<b>Alarm Title</b>	TM Inconsistency
<b>Alarm Source</b>	
<b>Alarm Type</b>	equipmentAlarm
<b>Probable Cause</b>	underlyingResourceUnavailable
<b>Severity</b>	Major, Clear
<b>Additional Info</b>	Status stays major until reboot. A clear trap is not sent.
<b>Corrective Action</b>	Synchronize the timing module.

### 4.3.45 TM Reference Status

This alarm applies only to the Mediant 3000 using the BITs Synchronization Timing mode.

#### TM Reference Status

<b>Description</b>	Timing Manager Alarm. This alarm is triggered when either the primary or secondary BITs reference or both BITs references are not responding.
<b>SNMP Alarm</b>	acTMReferenceStatus
<b>SNMP OID</b>	1.3.6.1.4.1.5003.9.10.1.21.2.0.57
<b>Alarm Title</b>	TM Reference Status
<b>Alarm Source</b>	
<b>Alarm Type</b>	equipmentAlarm
<b>Probable Cause</b>	underlyingResourceUnavailable
<b>Severity</b>	Major, Critical, Clear
<b>Additional Info</b>	When the primary and secondary BITs clock references do not respond in more than 24 hours, an alarm will be escalated to critical. The status of this alarms stays major until reboot. A clear trap is not sent.
<b>Corrective Action</b>	Synchronize the timing module.



### 4.3.46 TM Reference Change

This alarm applies only to the Mediant 3000.

#### TM Reference Change

<b>Description</b>	The Timing Manager sends a log message upon PLL Status change
<b>SNMP Alarm</b>	acTMReferenceChange
<b>SNMP OID</b>	1.3.6.1.4.1.5003.9.10.1.21.2.0.58
<b>Alarm Title</b>	[Event] TM Reference Change
<b>Alarm Source</b>	
<b>Alarm Type</b>	Other
<b>Probable Cause</b>	Other
<b>Severity</b>	indeterminate
<b>Additional Info</b>	
<b>Corrective Action</b>	

### 4.3.47 V5.2 Interface Alarm

This alarm applies only to the Mediant 3000 TP-8410 Gateway.

#### V5.2 Interface Alarm

<b>Description</b>	<p>A V5.2 Interface alarm is raised in one of the following cases. For detailed V5.2 Interface condition, refer to the V5.2 Interfaces status table.</p> <p>An Alarm is raised with critical severity when:</p> <ul style="list-style-type: none"> <li>▪ V5 interfaces ID are not equal on both sides</li> <li>▪ V5 variants are not equal on both sides</li> <li>▪ V5 link ID check timeout error occurred</li> <li>▪ Layer 2 startup failed</li> <li>▪ V5 restart failed</li> </ul> <p>An Alarm is raised with major severity when:</p> <ul style="list-style-type: none"> <li>▪ Control protocol data link error</li> <li>▪ Link control protocol data link error</li> <li>▪ BCC protocol data link error</li> <li>▪ PSTN protocol data link error</li> <li>▪ Protection DL1 failure</li> <li>▪ Protection DL2 failure</li> </ul>
<b>SNMP Alarm</b>	acV52InterfaceAlarm
<b>SNMP OID</b>	1.3.6.1.4.1.5003.9.10.1.21.2.0.60
<b>Alarm Title</b>	V5.2 Interface Alarm.
<b>Alarm Source</b>	V5.2IF#
<b>Alarm Type</b>	Communications Alarm
<b>Probable Cause</b>	Communications Protocol Error
<b>Severity</b>	Critical, Major, Clear
<b>Additional Info</b>	
<b>Corrective Action</b>	<p>For critical severity alarms, solve configuration mismatch (configuration does not comply to far end configuration).</p> <p>For major severity alarms:</p> <ul style="list-style-type: none"> <li>▪ Ensure physical connections are in place.</li> <li>▪ Ensure links are not administratively blocked.</li> <li>▪ Resolve configuration issues.</li> </ul>

### 4.3.48 IPv6

#### IPv6 Alarm

<b>Description</b>	When an IPv6 Address already exists or there was a IPv6 configuration failure, IPv6 is disabled.
<b>SNMP Alarm</b>	acIPv6ErrorAlarm
<b>SNMP OID</b>	1.3.6.1.4.1.5003.9.10.1.21.2.0.53
<b>Alarm Title</b>	IPv6 Error
<b>Alarm Source</b>	system#<n>\ ipInterface#<n>
<b>Alarm Type</b>	operationalViolation
<b>Probable Cause</b>	communicationsProtocolError
<b>Severity</b>	Critical
<b>Additional Info</b>	Status stays critical until reboot. A clear trap is not sent.
<b>Corrective Action</b>	<ul style="list-style-type: none"> <li>▪ Find a new IPV6 address and reboot.</li> </ul>

### 4.3.49 Software Upgrade Alarm

This alarm applies only to the Mediant 3000 HA system.

#### Software Upgrade Alarm

<b>Description</b>	This alarm is generated when the software upgrade failure occurs.
<b>SNMP Alarm</b>	<b>acSWUpgradeAlarm</b>
<b>SNMP OID</b>	1.3.6.1.4.1.5003.9.10.1.21.2.0.70
<b>Alarm Title</b>	Software Upgrade Alarm
<b>Alarm Source</b>	System#0
<b>Alarm Type</b>	processingErrorAlarm
<b>Probable Cause</b>	softwareProgramError
<b>Severity</b>	Major
<b>Additional Info</b>	
<b>Corrective Action</b>	Start up system from BootP/TFTP.

### 4.3.50 NTP Server Status Alarm

#### NTP Server Status Alarm

<b>Description</b>	This alarm issues when there is no initial communication with NTP Server (major severity) or when previously existing connection is lost (minor severity).
<b>SNMP Alarm</b>	<b>acNTPServerStatusAlarm</b>
<b>SNMP OID</b>	1.3.6.1.4.1.5003.9.10.1.21.2.0.71
<b>Alarm Title</b>	NTP Server Status Alarm
<b>Alarm Source</b>	
<b>Alarm Type</b>	communicationsAlarm
<b>Probable Cause</b>	communicationsSubsystemFailure
<b>Severity</b>	Major / Minor / Clear
<b>Additional Info</b>	
<b>Corrective Action</b>	Check the NTP Server configuration parameters and / or fix communication with NTP Server.

### 4.3.51 SAS Emergency Mode Alarm

This alarm applies to SIP Gateways.

#### GW SAS Emergency Mode Alarm

<b>Description</b>	This alarm is sent by the Stand-Alone Survivability (SAS) application when switching from "Normal" mode to "Emergency" mode. This alarm is cleared once the SAS returns to "Normal" mode.
<b>SNMP Alarm</b>	acGWSASEmergencyModeAlarm
<b>SNMP OID</b>	1.3.6.1.4.1.5003.9.10.1.21.2.0.59
<b>Alarm Title</b>	
<b>Alarm Source</b>	
<b>Alarm Type</b>	Other
<b>Probable Cause</b>	Other
<b>Severity</b>	
<b>Additional Info</b>	
<b>Corrective Action</b>	Check network communication with the Proxy

### 4.3.52 SS7 Alias PC State Change Alarm

#### SS7 Alias PC State Change Alarm

<b>Description</b>	This alarm is raised when the Alias PC is in BUSY state and is cleared when it is in in-SERVICE state.
<b>SNMP Alarm</b>	<b>acSS7AliasPcStateChangeAlarm</b>
<b>SNMP OID</b>	1.3.6.1.4.1.5003.9.10.1.21.2.0.73
<b>Alarm Title</b>	SS7 Alias PC State Change Alarm
<b>Alarm Source</b>	
<b>Alarm Type</b>	communicationsAlarm
<b>Probable Cause</b>	other
<b>Severity</b>	Major / Clear
<b>Additional Info</b>	
<b>Corrective Action</b>	

### 4.3.53 SS7 UAL Group State Change Alarm

<b>Description</b>	This alarm is raised when the UAL Group ASP state is not ACTIVE and is cleared when it is Active.
<b>SNMP Alarm</b>	<b>acSS7UalGroupStateChangeAlarm</b>
<b>SNMP OID</b>	1.3.6.1.4.1.5003.9.10.1.21.2.0.74
<b>Alarm Title</b>	SS7 Ual Group State Change Alarm
<b>Alarm Source</b>	
<b>Alarm Type</b>	communicationsAlarm
<b>Probable Cause</b>	other
<b>Severity</b>	Major / Clear
<b>Additional Info</b>	
<b>Corrective Action</b>	

### 4.3.54 [Event] SSH Connection Status

#### [Event] SSH Connection Status

<b>Description</b>	This trap indicates the result of a recent SSH connection attempt.
<b>SNMP Alarm</b>	<b>acSSHConnectionStatus</b>
<b>SNMP OID</b>	1.3.6.1.4.1.5003.9.10.1.21.2.0.77
<b>Alarm Title</b>	[Event] SSH Connection Status
<b>Alarm Source</b>	
<b>Alarm Type</b>	environmentalAlarm
<b>Probable Cause</b>	unauthorizedAccessAttempt/other
<b>Severity</b>	Indeterminate
<b>Additional Info</b>	
<b>Corrective Action</b>	

### 4.3.55 LDAP Lost Connection

<b>Description</b>	This alarm is raised when there is no connection to the LDAP server.
<b>SNMP Alarm</b>	<b>acLDAPLostConnection</b>
<b>SNMP OID</b>	1.3.6.1.4.1.5003.9.10.1.21.2.0.75
<b>Alarm Title</b>	LDAP Lost Connection
<b>Alarm Source</b>	
<b>Alarm Type</b>	communicationsAlarm
<b>Probable Cause</b>	communicationsSubsystemFailure
<b>Severity</b>	Minor / Clear
<b>Additional Info</b>	
<b>Corrective Action</b>	

### 4.3.56 OCSP Server Status Alarm

#### OCSP Server Status Alarm

<b>Description</b>	This alarm is raised when the OCSP connection is not available.
<b>SNMP Alarm</b>	<b>acOCSPServerStatusAlarm</b>
<b>SNMP OID</b>	1.3.6.1.4.1.5003.9.10.1.21.2.0.78
<b>Alarm Title</b>	OCSP server alarm.
<b>Alarm Type</b>	communicationsAlarm
<b>Probable Cause</b>	communicationsSubsystemFailure
<b>Severity</b>	Major / Clear
<b>Additional Info</b>	
<b>Corrective Action</b>	

### 4.3.57 Media Process Overload Alarm

#### Media Process Overload Alarm

<b>Description</b>	This alarm is raised when media process overloads, and cleared when load returns to normal.
<b>SNMP Alarm</b>	<b>acMediaProcessOverloadAlarm</b>
<b>SNMP OID</b>	1.3.6.1.4.1.5003.9.10.1.21.2.0.81
<b>Alarm Title</b>	Media Process Overload Alarm
<b>Alarm Source</b>	Board#x or System#x
<b>Alarm Type</b>	processingErrorAlarm
<b>Probable Cause</b>	resourceAtOrNearingCapacity
<b>Severity</b>	Major / Clear
<b>Additional Info</b>	
<b>Corrective Action</b>	

### 4.3.58 NFAS Group Alarm

#### NFAS Group Alarm

<b>Description</b>	This alarm is raised when an NFAS group goes Out-Of-Service Cleared when NFAS Group is back In-Service.
<b>SNMP Alarm</b>	acNFASGroupAlarm
<b>SNMP OID</b>	1.3.6.1.4.1.5003.9.10.1.21.2.0.84
<b>Alarm Title</b>	NFAS Group Alarm.
<b>Alarm Source</b>	Board#%d/NFASGroup#%d
<b>Alarm Type</b>	communicationsAlarm
<b>Probable Cause</b>	degradedSignal
<b>Severity</b>	major
<b>Additional Info</b>	
<b>Corrective Action</b>	



### 4.3.59 B Channel Alarm

#### B Channel Alarm

<b>Description</b>	This alarm is raised when B-Channel service state changes and is cleared when B-Channel is back in service.
<b>SNMP Alarm</b>	acBChannelAlarm
<b>SNMP OID</b>	1.3.6.1.4.1.5003.9.10.1.21.2.0.85
<b>Alarm Title</b>	B-Channel Alarm.
<b>Alarm Source</b>	Interface#%d/trunk#%d/BChannel#%d
<b>Alarm Type</b>	communicationsAlarm
<b>Probable Cause</b>	degradedSignal
<b>Severity</b>	minor
<b>Additional Info</b>	
<b>Corrective Action</b>	

### 4.3.60 Certificate Expiry Notification

#### Certificate Expiry Notification

<b>Description</b>	This alarm is sent before the expiration of the installed credentials, which cannot be renewed automatically (the credentials should be updated manually).
<b>SNMP Alarm</b>	acCertificateExpiryNotifiaction
<b>SNMP OID</b>	1.3.6.1.4.1.5003.9.10.1.21.2.0.92
<b>Alarm Title</b>	
<b>Alarm Source</b>	
<b>Alarm Type</b>	environmentalAlarm
<b>Probable Cause</b>	keyExpired
<b>Severity</b>	indeterminate
<b>Additional Info</b>	
<b>Corrective Action</b>	

### 4.3.61 Web User Access Disabled

#### WEB User Access Disabled

<b>Description</b>	This alarm is sent when the Web user has been disabled due to inactivity.
<b>SNMP Alarm</b>	acWEBUserAccessDisabled
<b>SNMP OID</b>	1.3.6.1.4.1.5003.9.10.1.21.2.0.93
<b>Alarm Title</b>	
<b>Alarm Source</b>	
<b>Alarm Type</b>	other
<b>Probable Cause</b>	denialOfService
<b>Severity</b>	indeterminate
<b>Additional Info</b>	
<b>Corrective Action</b>	

### 4.3.62 Proxy Connection Lost

#### Proxy Connection Lost

<b>Description</b>	This alarm is raised when all connections in the proxy set are down.
<b>SNMP Alarm</b>	acProxyConnectionLost
<b>SNMP OID</b>	1.3.6.1.4.1.5003.9.10.1.21.2.0.94
<b>Alarm Title</b>	
<b>Alarm Source</b>	
<b>Alarm Type</b>	
<b>Probable Cause</b>	
<b>Severity</b>	
<b>Additional Info</b>	
<b>Corrective Action</b>	

# **OAM Guide for the Mediant 3000 with TP-8410**

**Version 6.6**

**Document #: LTRT- 32126**